



Republika e Kosovës
Republika Kosovo / Republic of Kosovo
Prokurori i Shtetit / Državni Tužilac / State Prosecutor
Zyra e Kryeprokurorit të Shtetit / Kancelarija Glavnog Državnog Tužioca / Office of the Chief State
Prosecutor

Annual Work Report of the State Prosecutor 2022

February 2023

Annual Work Report
for
2022

© State Prosecutor 2023

Published by State Prosecutor All rights reserved. The content of this material may not be reprinted, copied or submitted in any electronic, mechanic form, photocopied or registered without the approval in written by State Prosecutor (SP).

Table of contents

Executive summary.....	5
Abbreviations	6
1. General information for the State Prosecutor	7
1.1. Organizational structure of the State Prosecutor.....	7
1.2. Number of prosecutors	8
1.3 Challenges	8
2. The main results of the State Prosecutor during the year 2022.....	9
3. Results of the work of the SP for specific criminal offenses	12
3.1 Investigation and prosecution of perpetrators of criminal acts of terrorism.....	12
3.2 Handling of war crimes cases	12
3.3 Performance of the State Prosecutor in the fight against corruption and economic crimes ...	13
3.4 Performance of the State Prosecutor in the fight against human trafficking	13
3.5 Targeted cases in the PSRK database	14
3.6 Performance of the State Prosecutor in the fight against organized crime	14
3.7 The work of the State Prosecutor in cases of domestic violence	14
3.8 Seizure and confiscation of property created by criminal offense	15
4. The content of the work report of the State Prosecutor for the year 2022	15
4.1 Reports – Incoming criminal cases	15
4.2 Cases carried over from 2021 to 2022	18
4.3 Cases accepted during the year 2022	18
4.4 Resolved cases	19
4.5 Unresolved cases	22
4.6 Subjects at work, resolved and unresolved.....	22
4.7 Comparison of accepted and resolved cases between 2021 and 2022	23
4.8. Treatment of cases with alternative and special procedures	24
5. Filers of criminal reports.....	25
5.1 Filers of criminal reports of major perpetrators of criminal offenses (PP)	25
5.2 Filers of criminal reports of minor perpetrators of criminal offenses (PPM)	25

5.3 Criminal charges according to prosecutions	26
6. Cases - criminal reports at work according to prosecutions	27
6.1 Office of the Chief State Prosecutor	27
6.1.1 Decisions of the Chief State Prosecutor	28
6.2 Appellate Prosecution	29
6.3 Special Prosecution Office of the Republic of Kosovo	31
6.4 Basic Prosecution Office in Pristina	32
6.5 Basic Prosecution Office in Prizren	35
6.6 Basic Prosecution Office in Peja	38
6.7 Basic Prosecution Office in Gjilan	40
6.8 Basic Prosecution Office in Ferizaj	44
6.9 Basic Prosecution Office in Gjakovë	47
6.10 Basic Prosecution Office in Mitrovica	50
7. Criminal reports according to departments within the framework of Basic Prosecution Offices	53
7.1 Serious crimes departments of the Basic Prosecution Offices	56
7.1.1. The method of resolving criminal reports of major perpetrators of criminal offenses by the serious crimes departments of the Basic Prosecution Offices	58
7.1.2 Court decisions regarding prosecutors' accusatory acts	59
7.2 Juvenile ...Departments of Basic Prosecution Offices	59
7.2.1 The method of resolving criminal complaints of juvenile perpetrators of criminal offenses in the juvenile departments of the Basic Prosecution Offices	62
7.2.2. Court decisions regarding the prosecutors' proposals for minors.....	63
7.3 General departments of basic prosecutions	63
7.3.1 The method of resolving criminal reports of major perpetrators of criminal offenses (PP) by the general departments of Basic Prosecution Offices	66
7.3.2. Court decisions regarding prosecutors' accusatory acts	67
7.3.3 Court decisions regarding the accusatory acts of PSRK prosecutors	67
8. The burden of prosecutors and prosecutions with cases	69
9. Office for Protection and Assistance to Victims	73

Executive summary

State Prosecutor (SP) is a constitutional, independent and impartial, having authority and being in charge of prosecuting persons suspected of committing criminal offenses. State Prosecutor carries out its mandate as stipulated by Constitution and law, within the structure and competences in accordance with applicable law.

State Prosecutor's work is transparent through publishing work reports, information reports, and press releases about the various cases which reflect the work of prosecution offices. However, publishing of Annual Work Report of State Prosecutor for 2022 is done to provide all detailed and comprehensive work data in order to inform public in relation to the work results of Prosecution Offices as well other activities, including challenges that SP has challenged during 2021.

The report provides general information on the work of State Prosecutor including the number of Prosecutors. It also reflects criminal reports - inherited criminal offenses, incoming active and resolved by Prosecution Offices at all levels of the Prosecutorial System, respectively Prosecution Departments including submitters of these criminal reports, including comparisons with the previous year. In this respect, the number of criminal reports incoming for the adult and juvenile perpetrators and unknown perpetrators of criminal offenses has been reflected.

In the reporting period, State Prosecutor, in fulfillment of its mandate has faced with numerous challenges, such are: organizing work and human resources, process of filling the vacancies for prosecutors, number of backlogs inherited from the previous years; increase of professionalism and other challenges that have had an impact on work results of the State Prosecutor.

Despite these challenges emerged in this period, the State Prosecutor has managed to show a high performance.

Abbreviations

SP	State Prosecutor
Council	Kosovo Prosecutorial Council
OCSP	Office of Chief State Prosecutor
AP	Appellate Prosecution
SPRK	Special Prosecution of the Republic of Kosovo
BP	BP
SCD	Serious Crimes Department
MD	Minors Department
GD	General Department
PP	SPRK Register for evidence of adult perpetrators of criminal offenses
PPS	SPRK Register for evidences of adult perpetrators of criminal offenses
PPM	Register for evidence of juvenile perpetrators of criminal offenses
PPN/M	Register for evidence of various criminal cases related to adult and juvenile perpetrators
PPP	Register for evidence of juvenile perpetrators of criminal offenses
ILA	Register for evidence of International Legal Assistance
PPA	Complaints on judgments
RPL	Requests for the protection of legality
RFCR	Requests for civil revision
RFMS	Requests for mitigation the sentence
CDR	Complaints on detention on remand
NCCEC	National Coordinator on Combating Economic Crime

1. General information on State Prosecutor

The State Prosecutor is a constitutional institution, independent, impartial with the mandate and responsibility for the investigation and prosecution of perpetrators of criminal offenses, as stipulated by law.

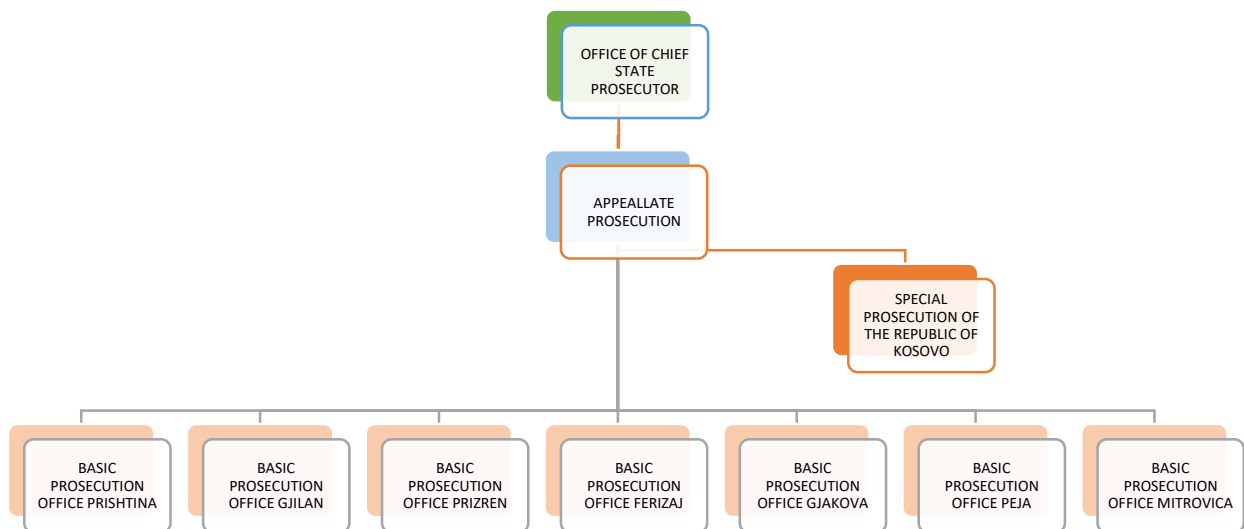
State prosecutors are authorized to represent the public interests before Courts of the Republic of Kosovo and to request from the court to order measures in accordance with the Criminal Procedure Code.

Law on the State Prosecutor shall determine its functions and responsibilities, which, inter alia, include: the exercise of prosecutorial functions independently, in a fairly, objectively and impartial manner, to ensure that all persons shall be treated equally, apply the highest standards of health care during the performance of official positions, behave in a fair and professional manner in his personal and professional life, based on the applicable laws and the Code of Professional Ethics, protect legal rights of the victims, witnesses, proceeding, defendants and convicted persons, as well as in undertaking of these actions needed for detecting criminal acts and their perpetrators, investigation and prosecution of criminal offenses within time limit

1.1. Organizational structure of State Prosecutor

Organizational structure of the institution of State Prosecutor in the Republic of Kosovo is as follows:

- Office of Chief State Prosecutor, the highest instance of State Prosecutor, having the authority over the entire territory of the Republic of Kosovo;
- Appellate Prosecution, as a second instance having the authority over the entire territory of the Republic of Kosovo;
- Special Prosecution of the Republic of Kosovo, being the specialized prosecutorial body, has the jurisdiction over the entire territory of the Republic of Kosovo;
- Basic Prosecution Offices throughout the territory of seven (7) regions of Kosovo.



Graph 1: III. Organizational structure of State Prosecutor

1.2. The number of prosecutors

During the year 2022, total number of Prosecutors at the institution of State Prosecutor has been 181 prosecutors. From the total number of prosecutors 105 or 58.01% are males and 76 or 41.98% are female whereas regarding the ethnic composition of the State Prosecutor, 166 or 91.71% are Albanians, or 7.18% 13 Serb and 2 or 1.10% of other ethnicities.

The number of prosecutors with the Office of the Chief State Prosecutor, Appellate Prosecution office, Special Prosecution office and Basic Prosecution offices:

	OCSP	Appellate	SPRK	Prishtina	Prizren	Peja	Gjilan	Mitrovica	Gjakova	FERI ZAJ	In total:
Chief Prosecutors	1	1	1	1	1	1	1	1	1	1	10
SCD		3		13	5	6	5	5	2	5	44
MD				6	2	2	1	3	1	1	16
GD		3		29	12	8	5	12	9	9	87
Prosecutors	8		16								24
In total:	9	7	17	49	21	16	12	21	13	16	181

Table 1: The number of prosecutors at the OCSP, AP, SPRK and BPs, by departments¹

1.3 Challenges

During 2022, the State Prosecutor has faced with different challenges in fulfilling its legal mandate. Among other challenges are as follows:

- The handling of war crimes cases, corruption, organized crime;
- Sequestration and confiscation of assets acquired by criminal offense;
- Number of various criminal cases and with unknown perpetrators (PPN, PPP) inherited from previous years;
- Implementation of Electronic System for CMIS case management;
- Empowerment of the professional capacities of the prosecution and the staff;
- Handling of cases through the implementation of the alternative procedures;
- International Legal Cooperation.

¹Number of prosecutors registered on 31.12.2022 including temporary transfers

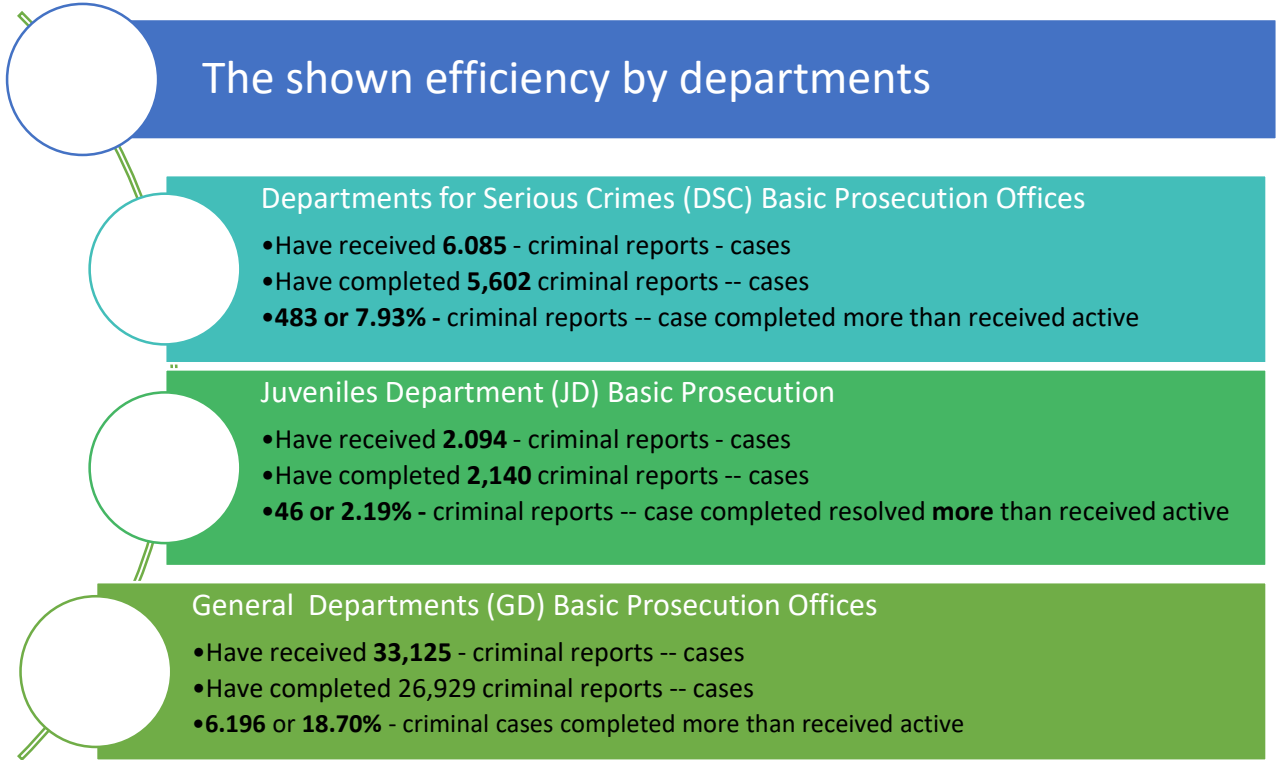
2. Main achievements of the State Prosecutor during 2022

During 2022, State Prosecutor has had a great number of cases, also including transferred or incoming. This has made the SP maximally committed at resolving cases, especially cases determined with priority under strategies and policies of the KPC and SP.

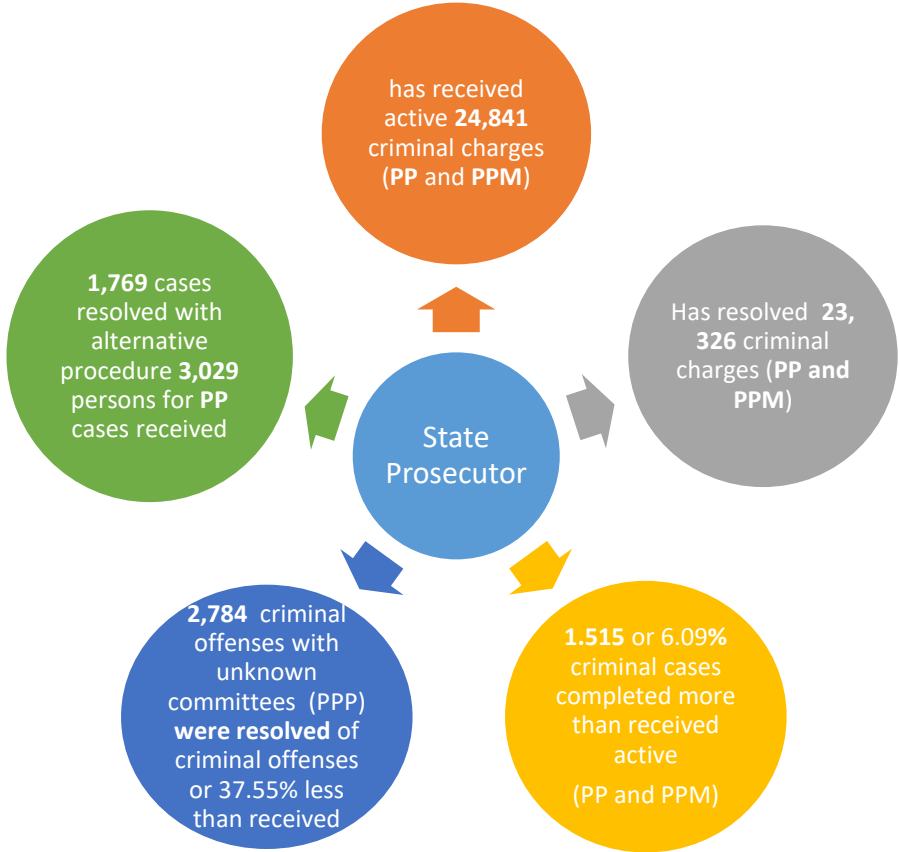
In this part will be presented some data, which in comprehensive manner show some of main achievements of SP during 2022, while other data contained in this report are shown in details as below:



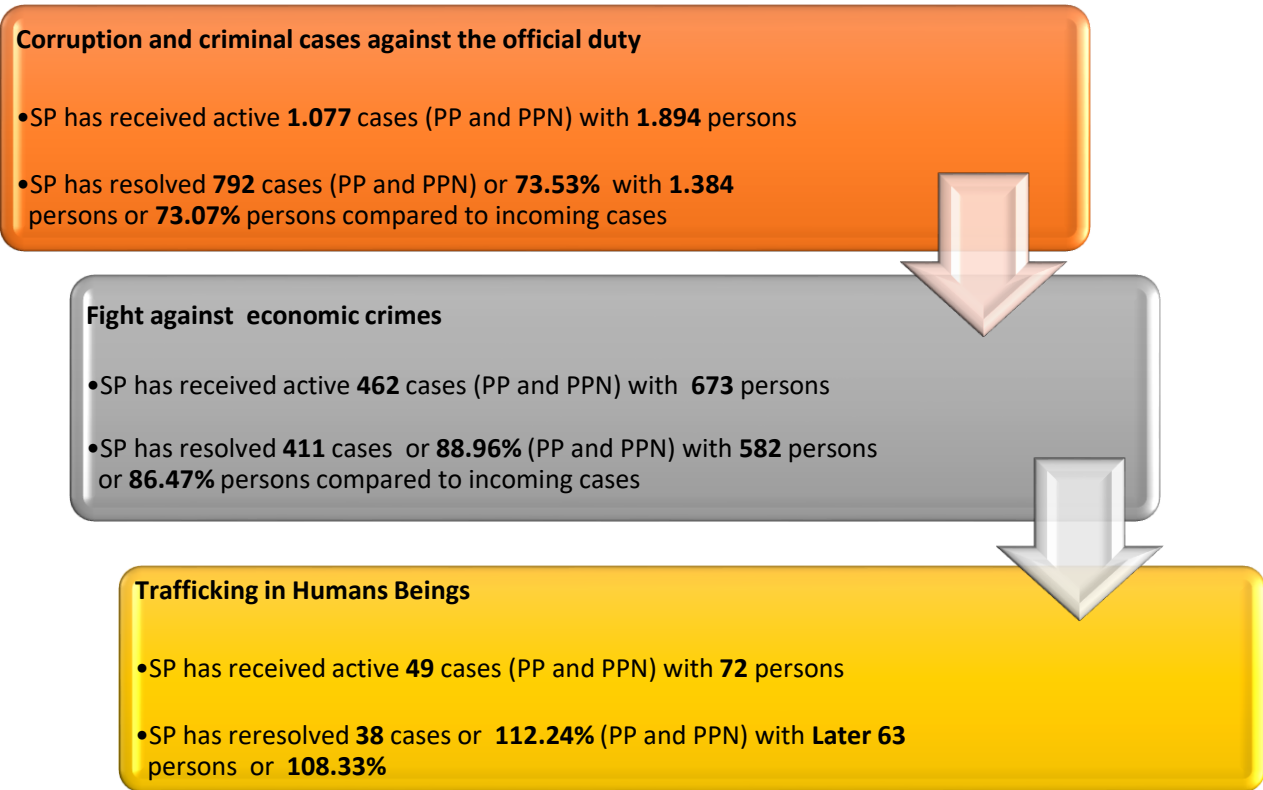
Graph 2: Some of the main achievements of SP, for the number of backlog and completions



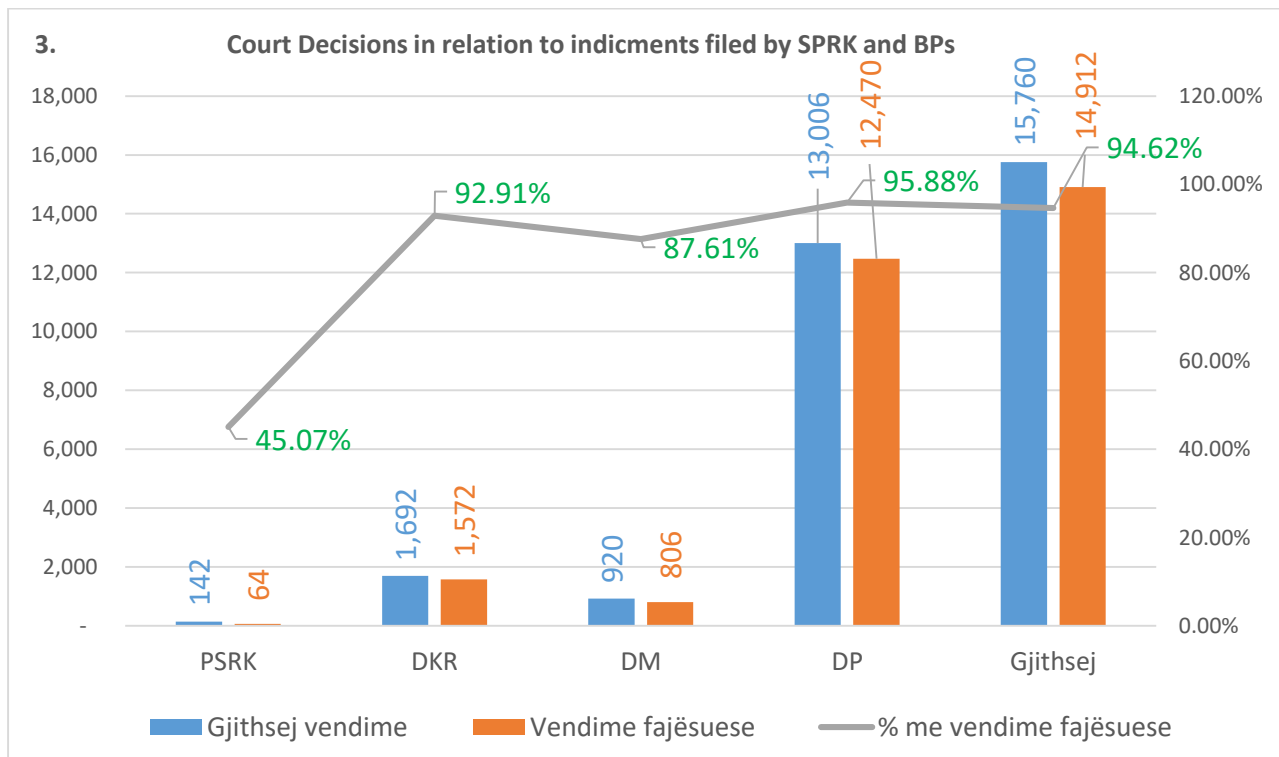
Graph 3: Efficiency of the SP, indicated in the Basic Prosecution Offices and SPRK



Graph 4: Efficacy of the SP, in completing cases based on cases nature



Graph 5: Efficiency of the SP, indicated for the characteristic criminal offenses



Graph 6: Efficacy of the PS, by court decisions per persons

3. Results of SP's Work on specific criminal offenses

The State Prosecutor during 2022 has paid particular attention to the completion of cases dealing with several criminal offenses of a more specific nature, such as:

- Terrorism;
- War Crimes;
- Corruption;
- Economic Crimes;
- Trafficking in human beings;
- Organized Crime
- Domestic Violence
- Cases targeted
- Sequestrations and confiscations;

3.1 Investigation and prosecution of the perpetrators of terrorist criminal offenses

During 2022, cases of terrorism have been dealt with high priority by State Prosecutors. During 2022, SP from the register of PPS cases, had active 67 cases with 170 persons, of which during the year incoming 12 cases with 31 persons, while during this period from PPS were resolved 10 cases with 48 persons, and 57 cases with 122 persons remained unresolved.

The way of resolving of cases is as follows:

- Indictment after investigative procedure filed against 7 persons;
- Investigations were terminated against 34 persons;

3.2 Handling of war crime cases

War crimes have been dealt with by the relevant department within the SPRK From the registers PPS, PPN and PPP, the current department had transferred in 1.192 cases in total, has incoming 54 new active cases and 30 cases were resolved.

The way of resolving of cases is as follows:

- In 3 cases against 3 persons - Indictment after Investigations;
- In 1 case against 1 person - Dismissal of Criminal Report;
- In 3 case against 19 persons - Joinder of procedure;
- In 0 cases against 0 persons - termination of investigations;

Other cases resolved are 22, for various criminal cases (PPN) and 2 cases with unknown committers (PPP).

3.3 The State Prosecutors Performance in fighting corruption and financial crime, and economic crimes

Dealing with corruption cases was one of the main priorities of the State Prosecutor for 2022. In order to realize this priority, implementation of the Strategic Plan (2022-2024) and the action plan to increase efficiency in combating corruption and economic crimes have also contributed. The support

in implantation of this plan was provided by the Unit for Combating Corruption and Economic Crimes Unit with the Basic Prosecution of Prishtina, whose actions will be supervised by a specific Commission established by the Council.

As result of State Prosecutor actions in case resolution of corruption cases during the first year 2022, we have the following situation:

Cases at basic prosecutions and SPRK	Corruption				Economic Crimes			
	PP		PPN		PP		PPN	
	Criminal reports/cases	Persons	Criminal reports/cases	Persons	Criminal reports/cases	Persons	Criminal reports/cases	Persons
Incoming	560	1.140	517	754	398	593	64	80
Resolved number including %	430 76.78%	826 72.45%	362 70.01%	558 74.00%	340 85.42%	490 82.63%	71 110.93%	92 115%
Unresolved	523	1.445	864	1.389	481	727	146	182

Table 2: Dara related to achievements of the SP in the fight against corruption and economic crime

Cases in the Unit against Corruption and Economic Crimes at the Basic Prosecution in Pristina	Corruption				Economic Crimes			
	PP		PPN		PP		PPN	
	Criminal reports/cases	Persons	Criminal reports/cases	Persons	Criminal reports/cases	Persons	Criminal reports/cases	Persons
Incoming	200	375	353	523	76	99	1	1
Resolved number including %	122 61%	214 57.06%	247 69.97%	350 66.92%	54 71.05%	73 73.73%	7 700.00%	10 1000%
Unresolved	195	520	502	728	180	256	85	105

Table 3: Date regarding results of the Unit against Economic Crimes and Corruption at BP of Pristina, in the fight against corruption and economic crimes

3.4 The State Prosecutor's Performance in fighting trafficking in human beings

With the goal to increase efficiency in the fight against trafficking in human beings, the State Prosecutor has appointed the Coordinator for Combating Trafficking in Human Beings, which is part of the National Authority against Trafficking in Human Beings. The State Prosecutor's Office, in this regard has been an active part of all mechanisms for combating trafficking in human beings as part of state strategies and policies.

State Prosecutor's institution has handled with priority cases of Trafficking in Human Beings. During 2022, State Prosecutor had active, cases involving adults 100 with 154 person. 55 cases have been resolved with 78 persons, whereas 44 cases have remained unresolved with 75 persons.

3.5 Cases targeted in the SPRK database;

At decision of the State Prosecutor dated 28.12.2015, for the selection and targeting the serious crimes a joint team has been established compound of representatives of law enforcement institutions, such as: Kosovo Police, Kosovo Customs, Kosovo Tax Administration, Financial Intelligence Unit, Sequestered or Confiscated Asset Management Agency and Kosovo Correctional Service.

The goal of establishing this team by the Chief State Prosecutor is to give priority to serious crime cases and high-level corruption cases, which as it is shown has shown an undisputed success.

The State Prosecutor has created a database containing information on targeted cases of organized crime and corruption of high levels. To date, this database contains data on 84 high profile cases (with 781 persons) of organized crime and corruption.

During 2022, 5 new cases have been targeted involving 60 persons, whereas during 2022 8 indictments have been filed involving 98 persons.

While since the start of this process 75 indictments against targeted cases have been filed;

- 42 belong to corruption nature (310 persons);
- 33 belong to organized crime nature (320 persons).

3.6 The State Prosecutor's Performance in fighting trafficking in human beings

During 2022, the criminal cases of organized crime active cases 83 with 556 persons, out of which 25 new cases have been incoming active with 145 persons. 21 cases have been resolved with 120 persons, whereas 62 cases have remained unresolved with 436 persons. During this period of time, courts have ruled out based on indictment filed by State Prosecutor, courts have decided for 19 persons, of which 16 guilty judgments.

3.7 Work of State Prosecution in cases of domestic violence

During 2022, State Prosecutor had active 4.349 cases involving adults with 5.097 persons, out of which 2.977 new cases have been incoming active with 3.481 persons 3.015 cases have been resolved with 3.610 persons, whereas 1.334 cases have remained unresolved with 1.487 persons. State Prosecutor has resolved cases with 82.35% of persons through indictments and proposing the review of measures imposing mandatory treatment.

During this period of time, courts have issued ruling based on indictment filed by State Prosecutor, courts have ruled out for 1.371 persons out of which 1.276 are guilty judgments, respectively measure to mandatory treatment or 93.07% of persons.

3.8 Sequestration and confiscation of assets acquired by criminal offense

In effective fighting against Economic Crimes particularly in seizure and confiscation of illegal assets acquired through illegal means within prosecutorial system SP has appointed the National Coordinator on Combating of Economic Crimes (NCCEC).

As a result of the multidimensional approach and the inter-institutional coordination by NCCEC, during 2022 results have been recorded in the area of seizure and confiscation of assets acquired through criminal offenses.

According to the data during 20,728,965.42UR have been frozen or sequestrated and € 669,765.14 assets have been confiscated.

4. Contents of Annual Work Report of State Prosecutor for 2022

The State Prosecutor's Work Report for 2022 presents the State Prosecutor's work carried out by all Kosovo Prosecution Offices. This report is compiled based on statistical data and reports prepared by prosecution offices, processed at country level by relevant offices within the prosecutorial system.

Report has a structure which enables readers to orientate and to easily understand work processes of State Prosecutor and to be informed for work results, by presenting them in a simplified manner, from some points of view.

In this report, the work of the State Prosecutor is presented according to the structure as follows:

- Work report, at national level according to the number of criminal reports-cases transferred from the previous year, incoming, resolved and unresolved during reporting period;
- Report on Applicants of Criminal Reports;
- Work report by prosecution offices;
- Work report by departments in the prosecution and
- Work report according to the efficiency of prosecutions.

4.1 Criminal-cases and reports active

The State Prosecutor (SP) during 2022 has had 132,950 criminal reports-active cases in all (cases from the registry: PP, PPM, PPN, NJN, PPP, AP and OCSP cases)

Out of this number of cases:

- 81,952 or 61.64% cases have been inherited/transferred from the previous years and
- 50,998 or 38.35% have been incoming active during 2022;

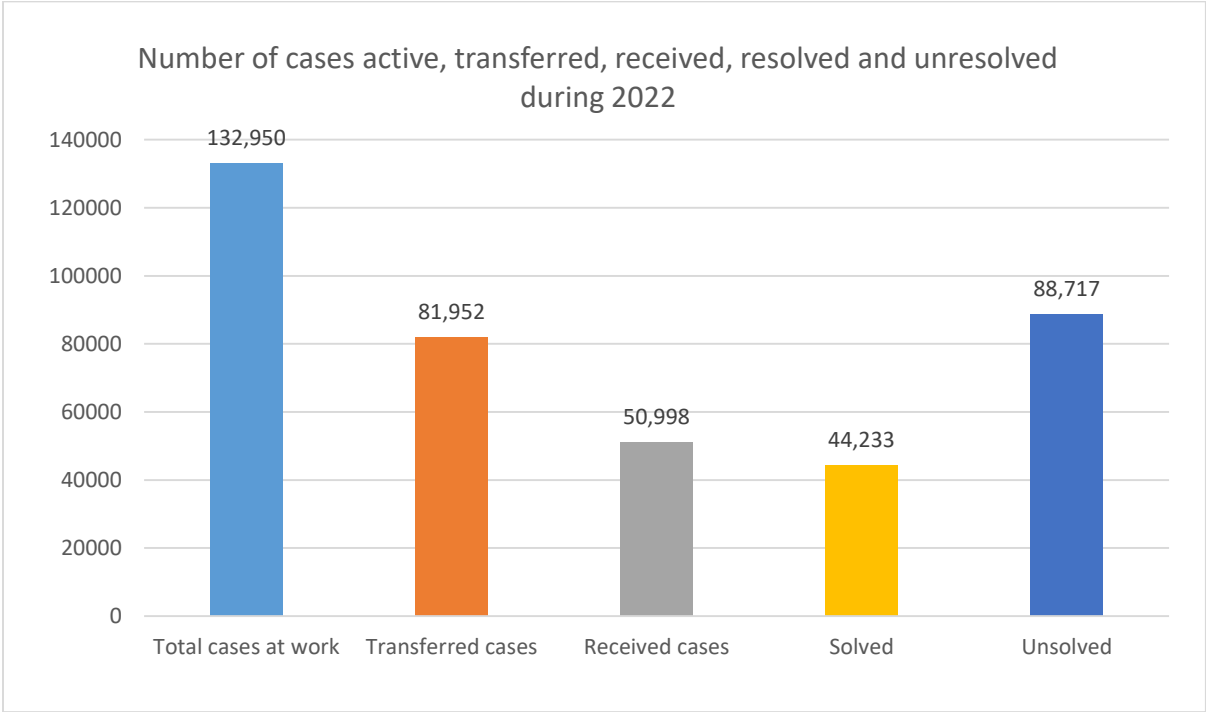
During this year, out of this number of cases:

- 44,247 or 33.28%² cases of incoming in 2022 have been resolved or proceeded before competent authorities
- 88,703 or 66.71% of all incoming cases remained unresolved;

Efficacy of resolved cases in 2022 is, as follows:

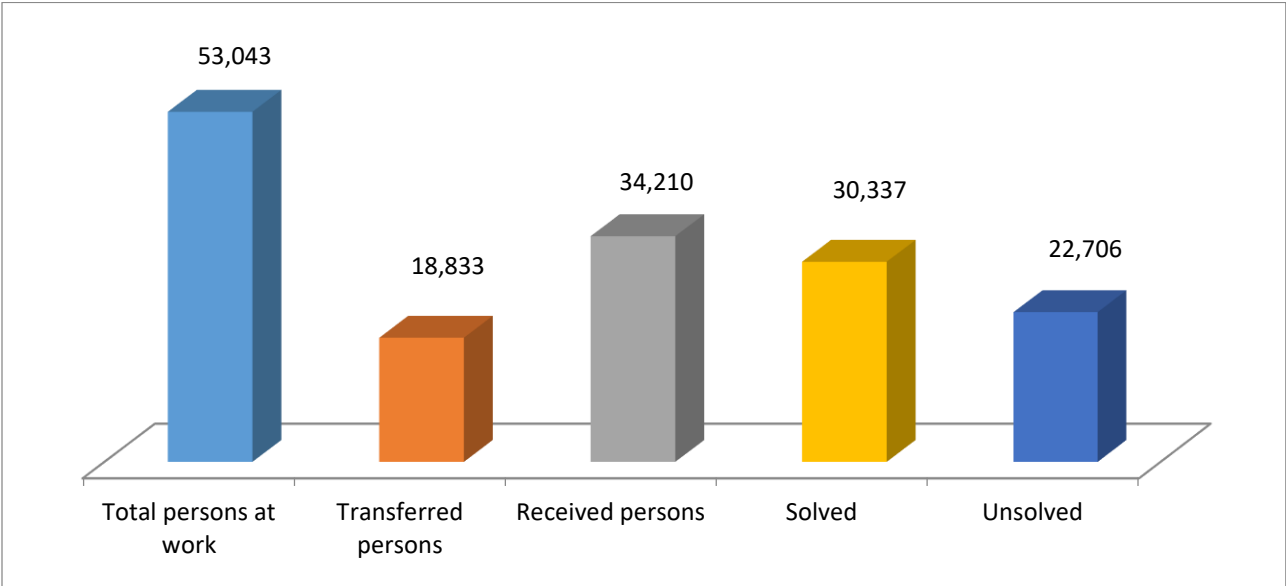
² The inherited cases from previous years are also included in this number of resolved cases.

- 6,751 criminal reports/cases were resolved less than incoming during the reporting period, or
- 13.23% criminal reports-cases resolved less than incoming.



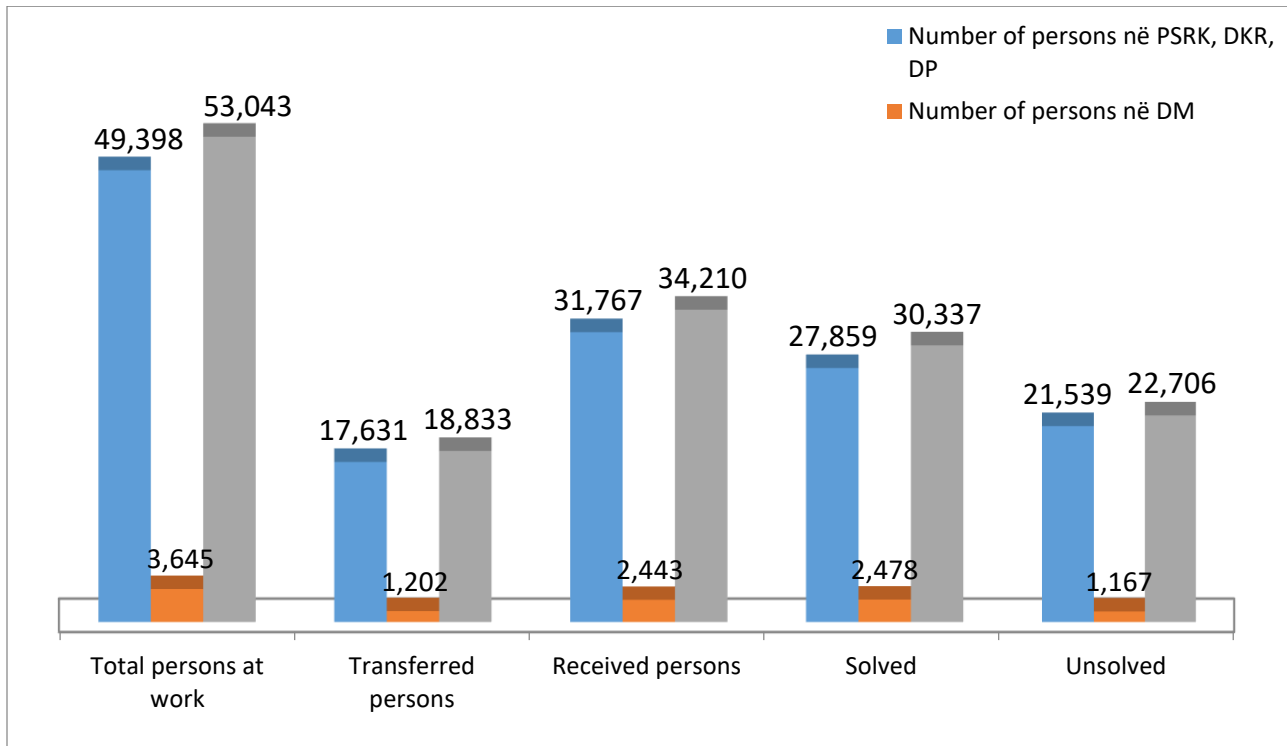
Graph 7: Number of active cases, transferred, incoming, resolved and unresolved during 2022

In relation to persons that have been involved in cases with known adult offenders (PP) and juvenile (PPM) that were handled by the ones that were transferred, incoming or resolved and unresolved, we have the following situation:



Graph 8: Number of persons active, transferred, incoming, resolved and unresolved during 2022

In relation to persons that have been involved in cases with known adult offenders (PP) and juvenile (PPM) that were handled by the ones that were transferred, incoming or resolved and unresolved, we have the following standing:

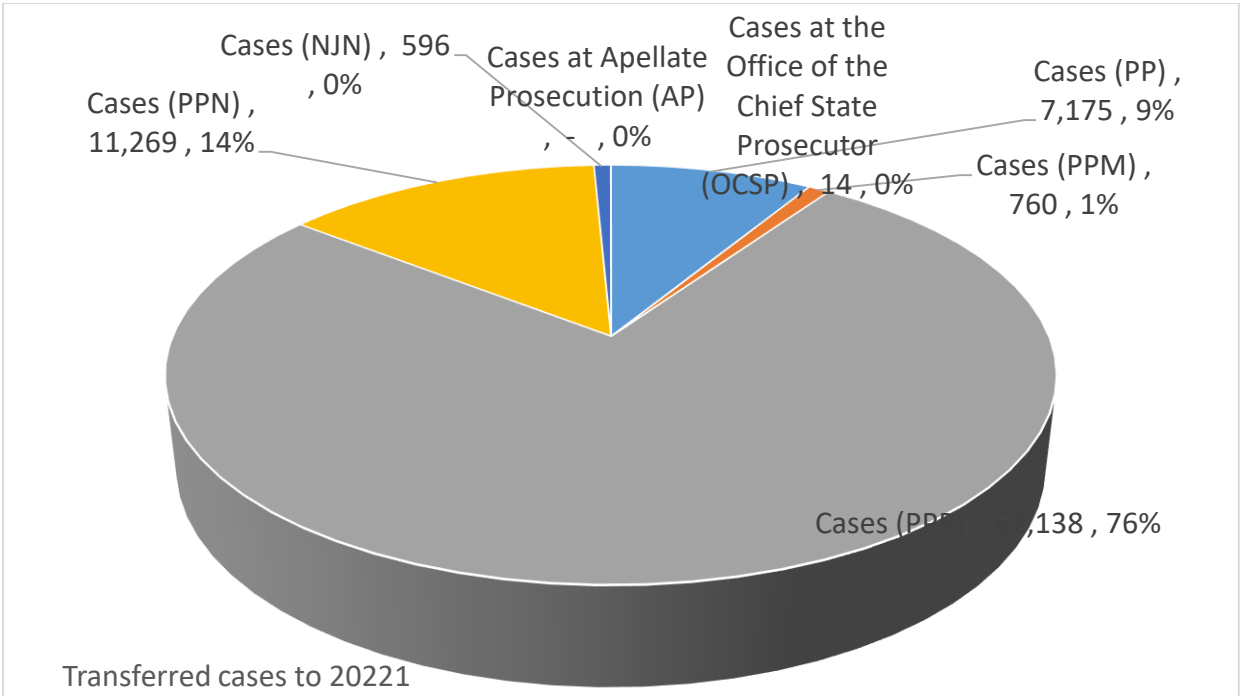


Graph 9: Number of persons active, transferred, incoming, resolved and unresolved during 2022 at the Special Prosecution Office and by departments of the BP.

4.2 Cases transferred from 2021 to 2022

From 2021 to 2022, 81,952 cases - criminal reports have been transferred to all departments and according to all records of prosecution offices. According to the data for all types of criminal reports - cases, the status of the transferred cases is as in the graph below:

- 7,175 criminal charges of adult offenders (PP) of criminal offenses or 8.75%;
- 760 criminal reports of juvenile perpetrators (PPM) of criminal offenses or 0.92%;
- 62,138 criminal cases of unknown perpetrators (PPP) or 75.82%;
- 11,269 various criminal cases (PPN) or 13.75%;
- 596 cases on International Legal Assistance (ILA) or 0.72%;
- 0 cases in the Appellate Prosecution (AP) or 0%, and
- 14 cases in the Office of the Chief State Prosecutor (OCSP) or 0.01%.

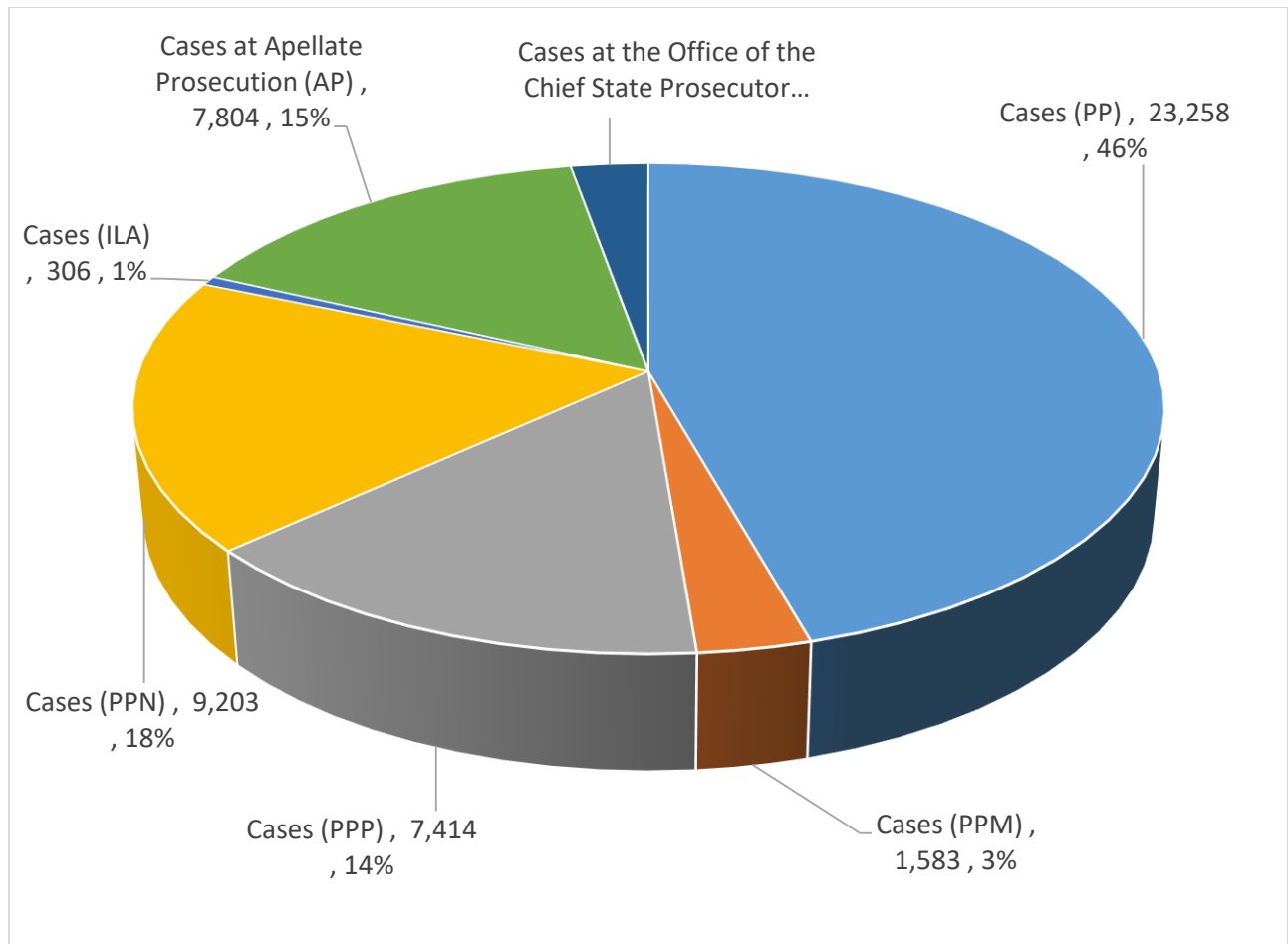


Graph 10: Transferred criminal reports-cases from 2021

4.3 4.3 Incoming cases during 2022

In the reporting period 2022, the SP has incoming 50,998 criminal reports – cases, out of which based on SP registry are the following:

- 23,258 criminal charges of adult offenders (PP) of criminal offenses or 45.60%;
- 1,583 criminal reports of juvenile perpetrators (PPM) of criminal offenses or 3.10%;
- 7,414 criminal cases of unknown perpetrators (PPP) or 14.53%;
- 9,203 various criminal cases (PPN) or 18.04%;
- 306 cases on International Legal Assistance (ILA) or 0.60%;
- 7,804 cases at the Appellate Prosecution (AP) or 15.30% and
- 1,430 cases in the Office of the State Prosecutor (OCSP) or 2.80%.

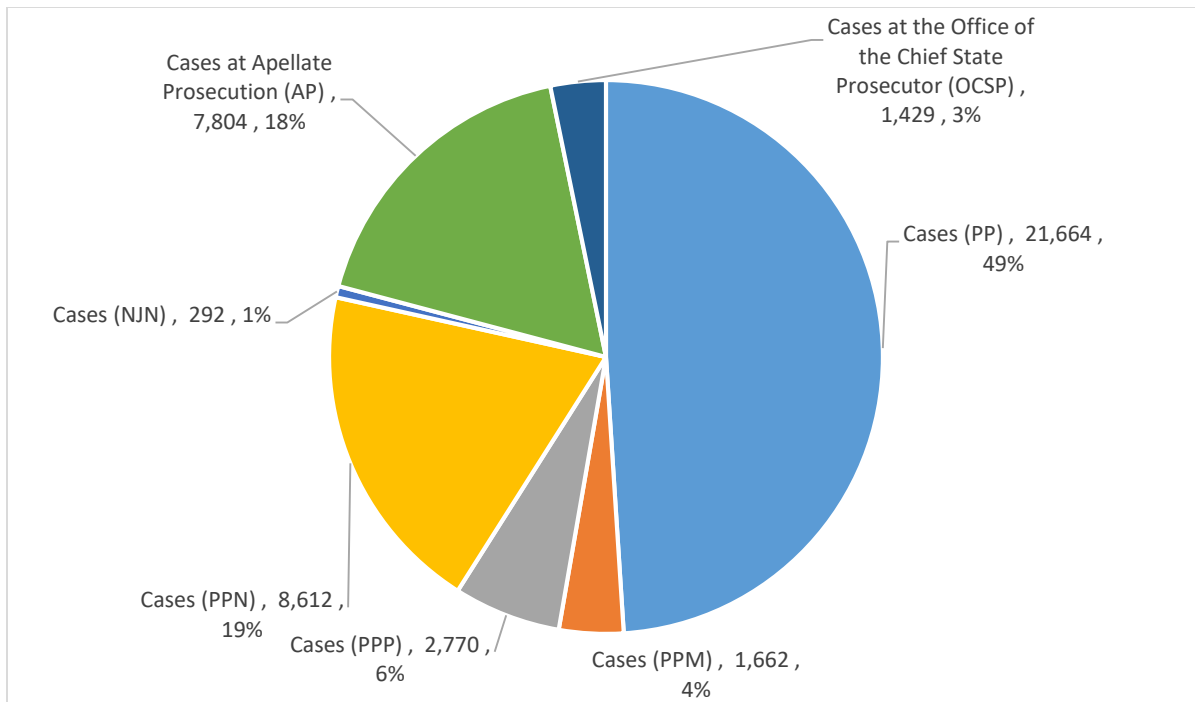


Graph 11: Criminal reports-incoming cases active during 2022

4.4 Cases resolved

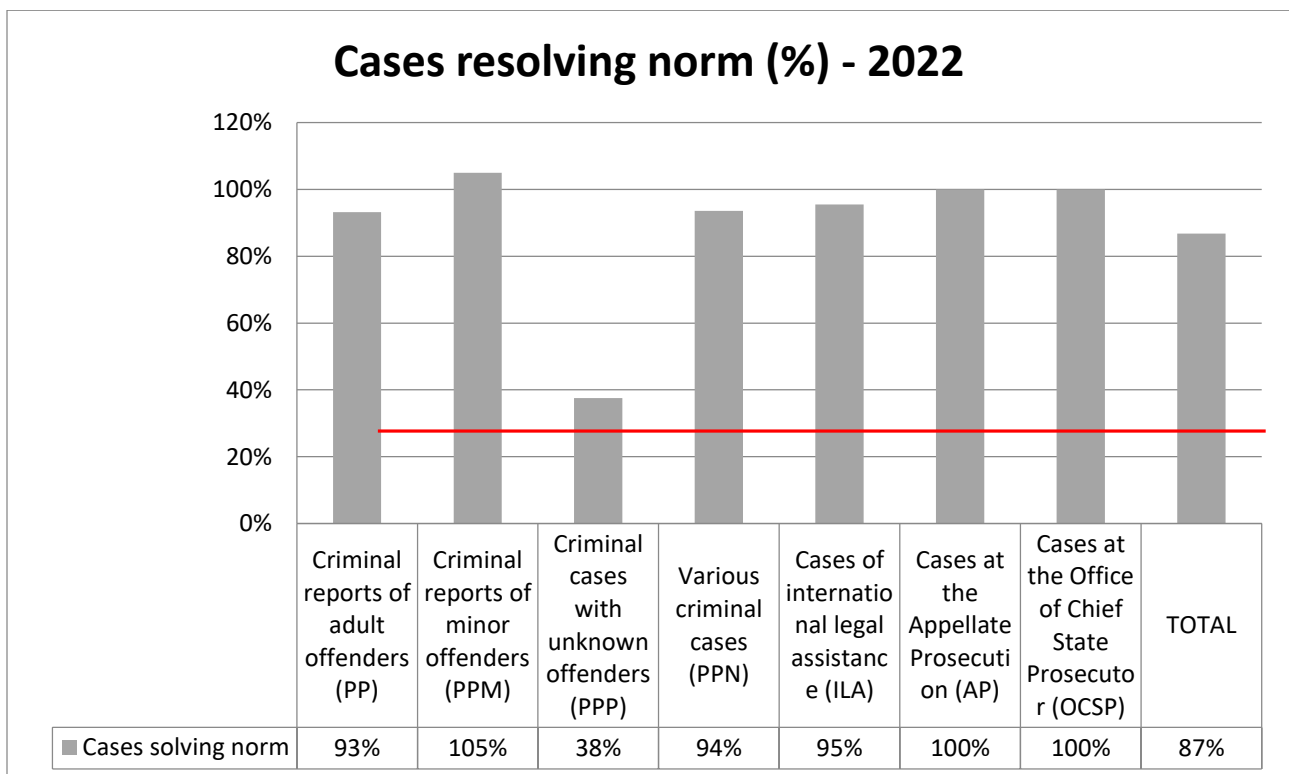
Out of **44,247** criminal reports - criminal cases which have been resolved in total, according to the registers of the prosecutor's offices, including the OCSP, Appellate Prosecution and SPRK, the situation is as follows:

- 21,664 criminal reports of adult committers (PP) of criminal offenses or 48.97%;
- 1,662 criminal reports of juvenile perpetrators (PPM) of criminal offenses or 3.75%;
- 2,784 criminal cases of unknown perpetrators (PPP) or 6.29%;
- 8,612 different criminal cases (PPN) or 19.46%;
- 292 cases on International Legal Assistance (ILA) or 0.66%;
- 7,804 cases in the Appellate Prosecution (PA) or 17.64 %, and
- 1,429 cases in the Office of the State Prosecutor (OCSP) or 3.23%.



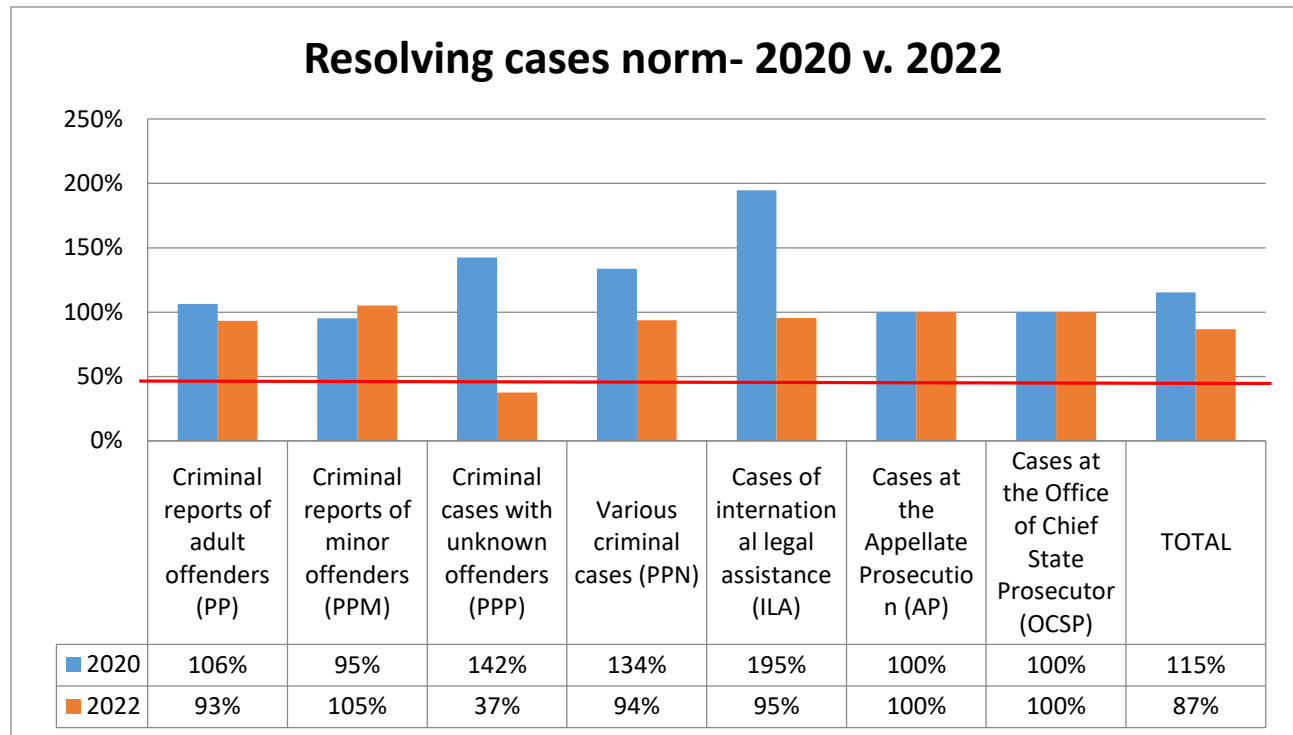
Graph 12: Criminal reports - criminal cases resolved during 2022

The norm of resolving cases by the State Prosecutor during 2022 according to the CEPEJ indicators is as follows.



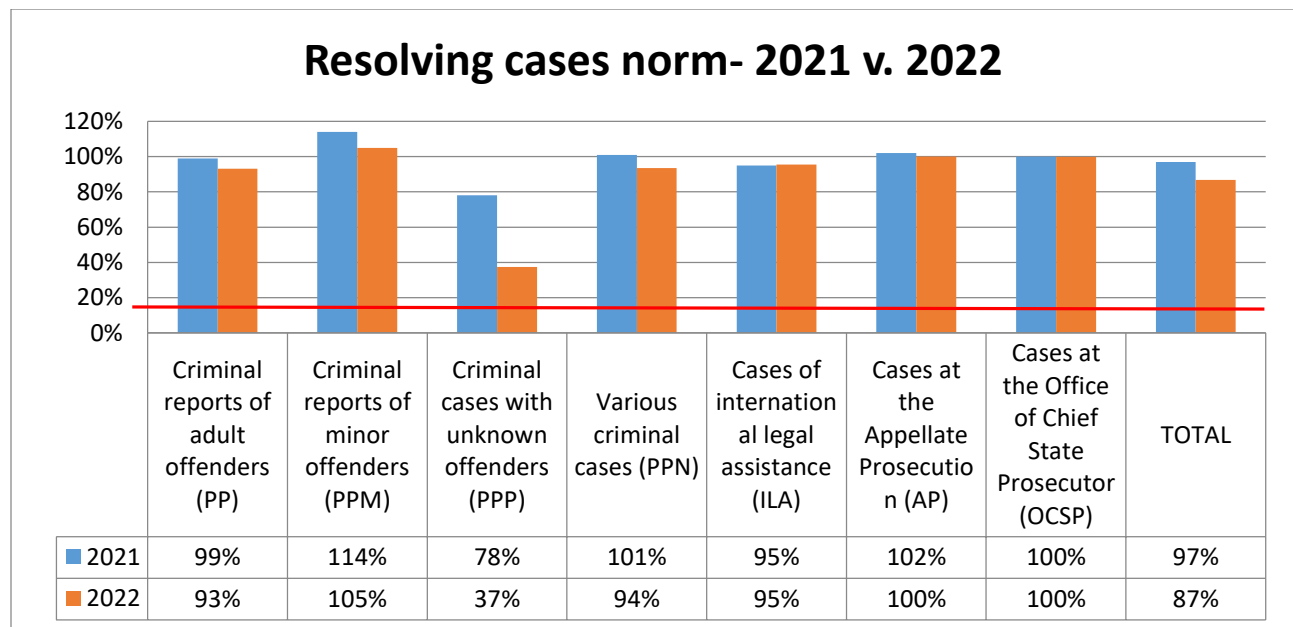
Graph 13: The norm of cases completion by the State Prosecutor during 2022 is according to the CEPEJ (cases resolved versus incoming cases)

Compared to 2020 norm of resolving cases based on indicators of CEPEJ for 2020 is as follows:



Graph 14: Case resolving norm by the State Prosecutor between 2020 vs. 2022 by indicators of CEPEJ (cases resolved compared to incoming cases)

Compared to 2021 norm of resolving cases based on indicators of CEPEJ for 2020 is as follows:

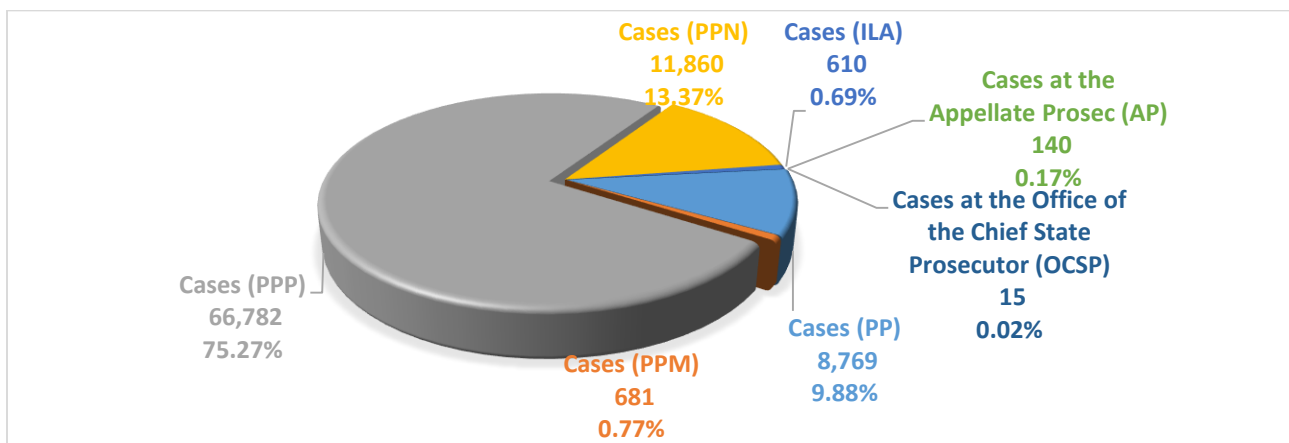


Graph 15: Case resolving norm by the State Prosecutor between 2021 vs. 2022 according to the indicators of CEPEJ (cases resolved compared to incoming cases)

4.5 Unresolved Cases

At the end of the reporting period 2022, unresolved have remained **88,703** criminal reports –cases of them:

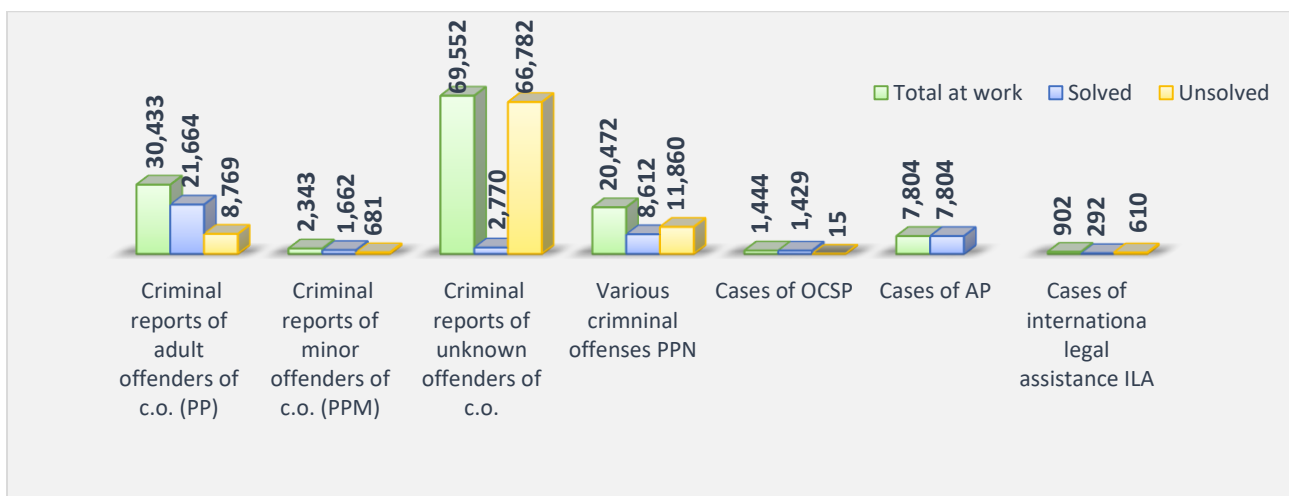
- 8,769 criminal reports of adult committers (PP) of criminal offenses or 9.88%;
- 681 criminal reports of juvenile perpetrators (PPM) of criminal offenses or 0.76%;
- 66,768 criminal offenses with unknown offenders (PPP) of criminal offenses or 75.27%;
- 11,860 different criminal cases (PPN) or 13.36%;
- 610 cases on International Legal Assistance (ILA) or 0.68%;
- 0 cases in the Appellate Prosecution (PA) or 0%, and
- 15 cases in the Office of the Chief State Prosecutor (OCSP) or 0.01%.



Graph 16: Criminal reports - unresolved criminal cases at the beginning of 2022

Active cases, resolved and unresolved

Number of criminal reports-active cases, resolved and those that have remained until the end of 2022, according to the registers are reflected in the Graph below.



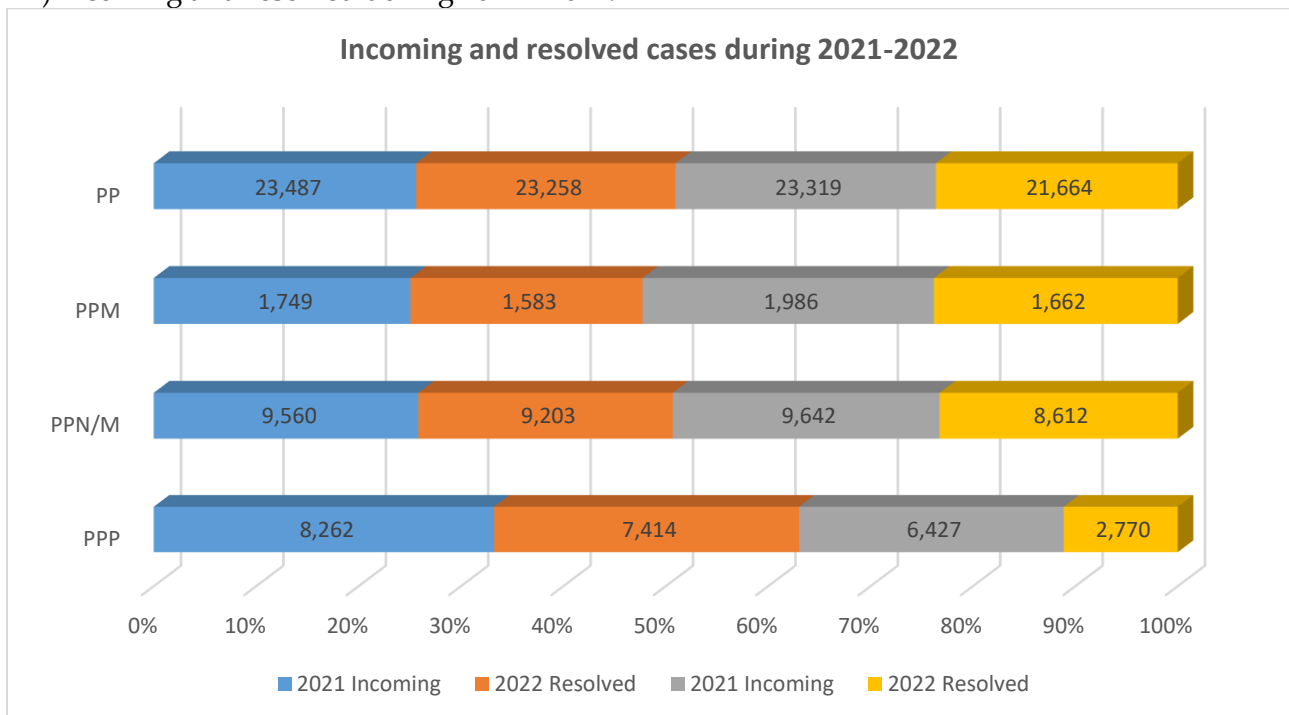
Graph 17: Criminal reports - active cases, resolved and unresolved during 2022

Based on the overview in the Graph above, the biggest number of criminal reports-active cases belongs to:

- Unknown Adult committers of criminal offenses PP, 69,552 or 52.31%
- Adult committers criminal offenses (PP) with 30,433 or 22.89%;
- Miscellaneous criminal offenses (PPN/M) 20,472 or 15.39%;
- Criminal offenses of juvenile offenders (PPM) 2,343 or 1.76%, and
- Criminal offenses of Appellate Prosecutions 7,804 or 5.86%;
- Cases of OCSP 1,444 or 1, 08%.
- Cases of international legal aid (ILA) 902 or 0.67%;

4.7. Comparison of incoming and resolved cases in 2021 and 2022

In the following Graph, it is overviewed only the comparison of criminal reports-cases (PPP, PPN, PP) incoming and resolved during 2021 - 2022:



Graph 18: Comparison of incoming and resolved cases in 2021 and 2022 for registers PP, PPM, PPN/M and PPP

The number of criminal reports of adult perpetrators (PP) incoming active during 2022, compared to the same period of 2021 **has decreased** to 229 criminal reports or 0.97%. While the number of criminal charges of adult perpetrators (PP) resolved in 2022, compared to the same period of 2021, **has decreased** to 1655 criminal charges or 7.09%.

The number of criminal reports of juvenile perpetrators (PPM) incoming active during 2022, compared to the same period of 2021, **has decreased** to 166 criminal reports or 9.49%. While the number of criminal reports of juvenile perpetrators (PPM) resolved in 2022, compared to the same period of 2021, **has decreased** to 324 criminal reports or 16.31%.

The various number of criminal cases (PPN) of incoming active during 2022, compared to the same period of 2021 **has decreased** to 357 criminal charges or 3.73%.

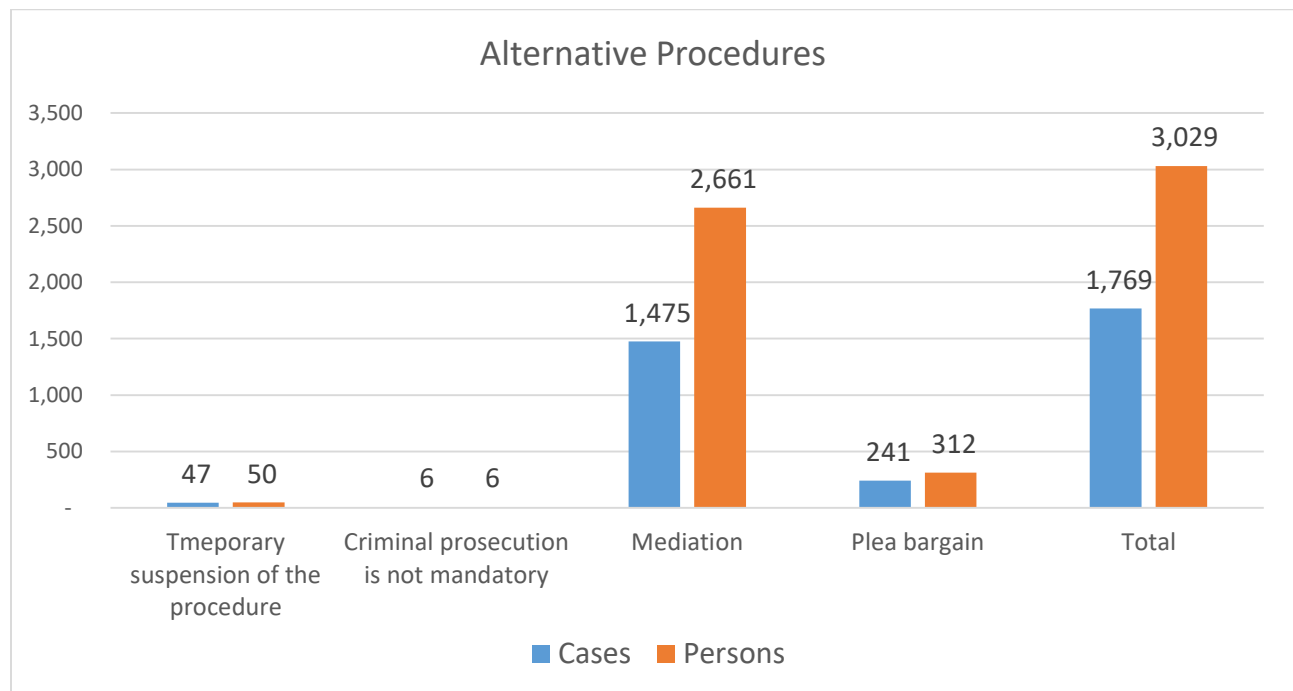
While the number of different criminal cases (PPN), resolved during 2022, compared with 2021, ***has decreased*** to 1,030 or 10.68% of cases.

The number of cases with unknown perpetrators (PPPs) of criminal offenses, incoming active during 2022, compared to 2021, ***has decreased*** by 848 or 10.26%. While the number of cases with unknown perpetrators (PPPs) of criminal offenses, resolved during 2022, compared to the same period of time during 2021, ***has decreased*** by 3.643 or 56.68%.

4.8. Handling of cases with alternative procedure and special procedures

Handling of cases with alternative procedures aims at bringing justice to the most reasonable time and relieving prosecutors from the heavy caseloads. Specific procedures (to issue punitive orders) have a great importance in the work and efficacy of the SP.

As result of work, the State Prosecutor has resolved 1,769 cases via alternative procedures during 2022 with 3,029 persons. Out of 47 cases with 50 persons with temporary suspension of proceedings, 6 cases with 6 persons under conditions when prosecution is not mandatory, 1,475 cases with 2,661 persons in the mediation procedure, 241 cases with 312 persons with indictment for the plea agreement.



Graph 19: Resolved cases in alternative procedures

From the above data through it results from the total number of resolved cases (21,570 criminal reports - PP at all Basic Prosecutions) by the State Prosecutor through alternative procedures 1,769 cases or 8.20% have been resolved PP with 3,029 persons or 14.04% of persons resolved PP.

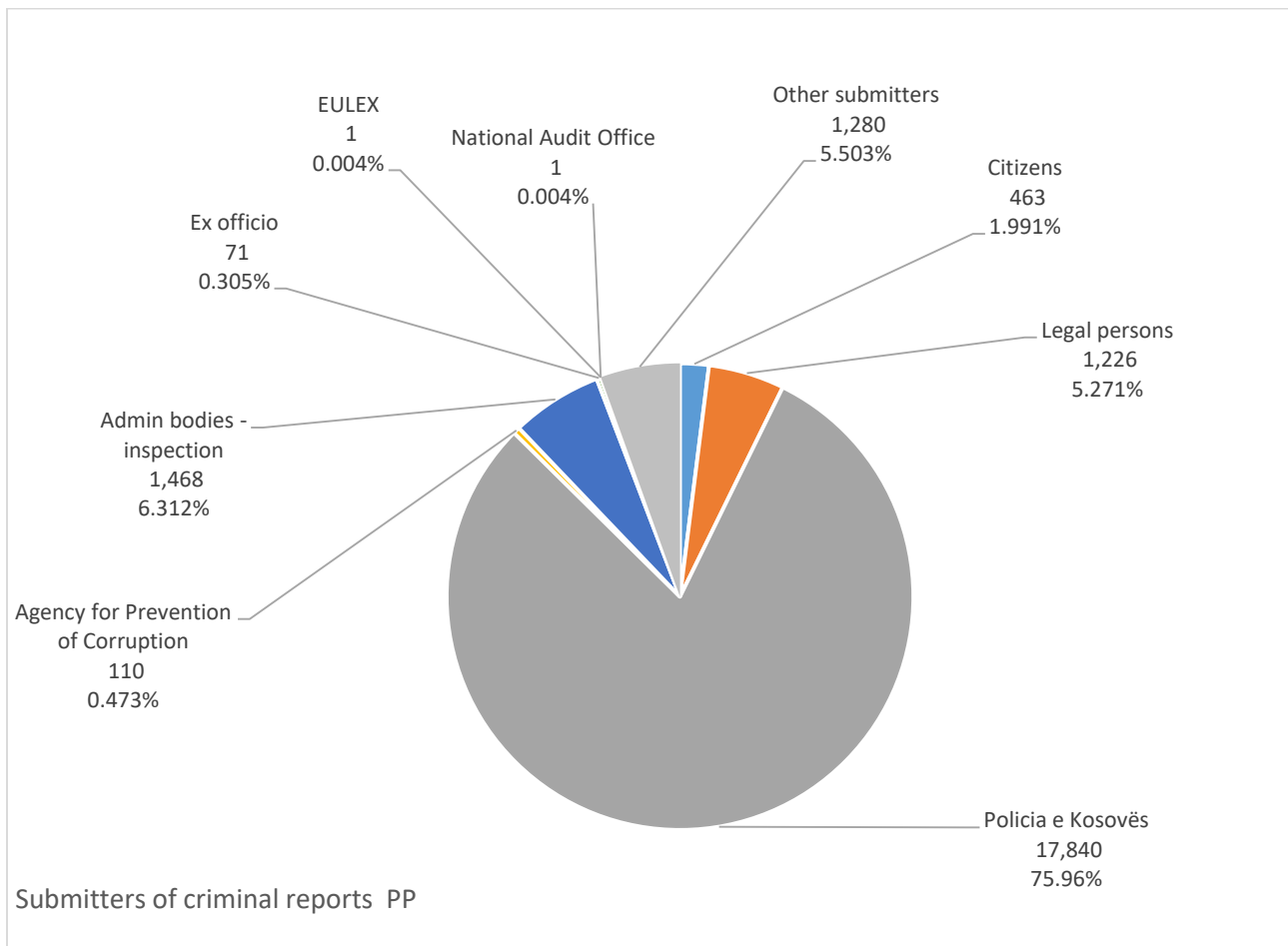
Whereas regarding indictments with punitive orders, SP have resolved 3.179 cases during 2022.

5. Submitters of Criminal Reports

In this part, data related to submitting parties will be presented and number of submitting parties of criminal reports for incoming cases during 2022.

5.1 Submitters of criminal reports for criminal offenses of adult committers (PP)

During 2022, Basic Prosecution Offices and SPRK incoming a total of 23,258 criminal reports with 31.552 adult persons. These criminal reports were filed by:

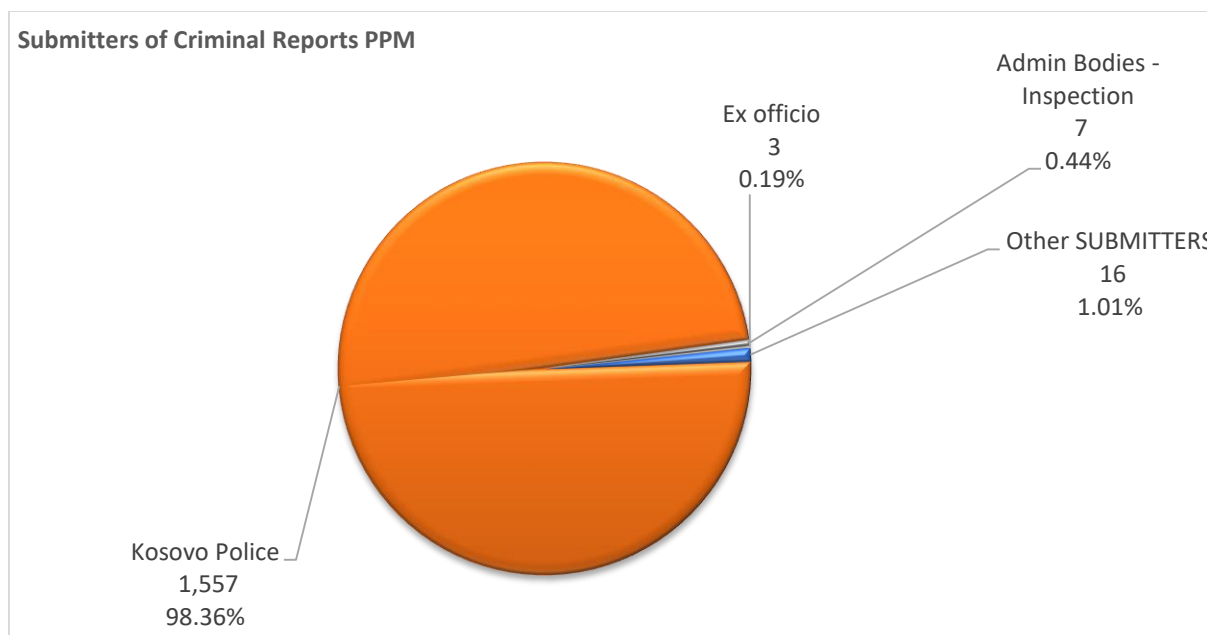


Graph 20: Submitters of Criminal Reports PP

From the statistical data for the submitters of criminal reports, it is noticed that the largest number of criminal reports was filed by Kosovo Police with 18,638 criminal reports or 80.13%.

5.2 Submitters of criminal reports against juvenile perpetrators of criminal offenses (PPM)

The Department of Juveniles (JDs) of the Basic Prosecution Office in the reporting period have incoming 1.583 criminal reports against 2.443 juvenile persons. These criminal reports were filed by:



Graph 21: Submitters of criminal reports from PPM

From this Graph it is seen that the largest number of criminal reports was filed by Kosovo Police with 1,557 criminal reports or 98.36% of all PPM criminal reports.

5.3 Criminal reports by Prosecution Offices

Based on the statistics on the number of criminal reports incoming during 2022, the following table shows the number of criminal reports incoming for adult perpetrators (PP), juvenile perpetrators (PPM), miscellaneous criminal cases (PPN) and unknown perpetrators of the criminal offenses (PPP) according to the territorial jurisdiction of the Basic Prosecutions and the SPRK:

BP+SPRK	PP Register		PPM Register		PP N Register		PPP R
	INCOMING CRIMINAL REPORTS	No of committers	INCOMING CRIMINAL REPORTS	No of committers	INCOMING CRIMINAL REPORTS	No of committers	INCOMING CRIMINAL REPORTS
Prishtina	7.156	9.219	551	835	2.150	NA	2.673
Prizren	2.822	4.079	178	266	1522	NA	1048
Peja	3.125	4.138	182	274	1468	NA	613
Gjilan	2.629	3.434	127	198	1184	NA	525
Mitrovicë	2.948	3.867	155	230	941	NA	799
FERIZAJ	2.187	3.106	169	257	939	NA	1067
Gjakova	2.279	3.352	220	382	761	NA	689
SPRK	112	572	1	1	238	NA	0
In total:	23.258	31.767	1.583	2.443	9.203	NA	7.414

Table 4: Criminal reports - incoming cases for adult perpetrators (PP), juvenile perpetrators, (PPM), various criminal cases (PPN) and unknown perpetrators (PPP) of criminal cases by prosecution offices.

6. Criminal Reports /cases by departments within the Basic Prosecutions

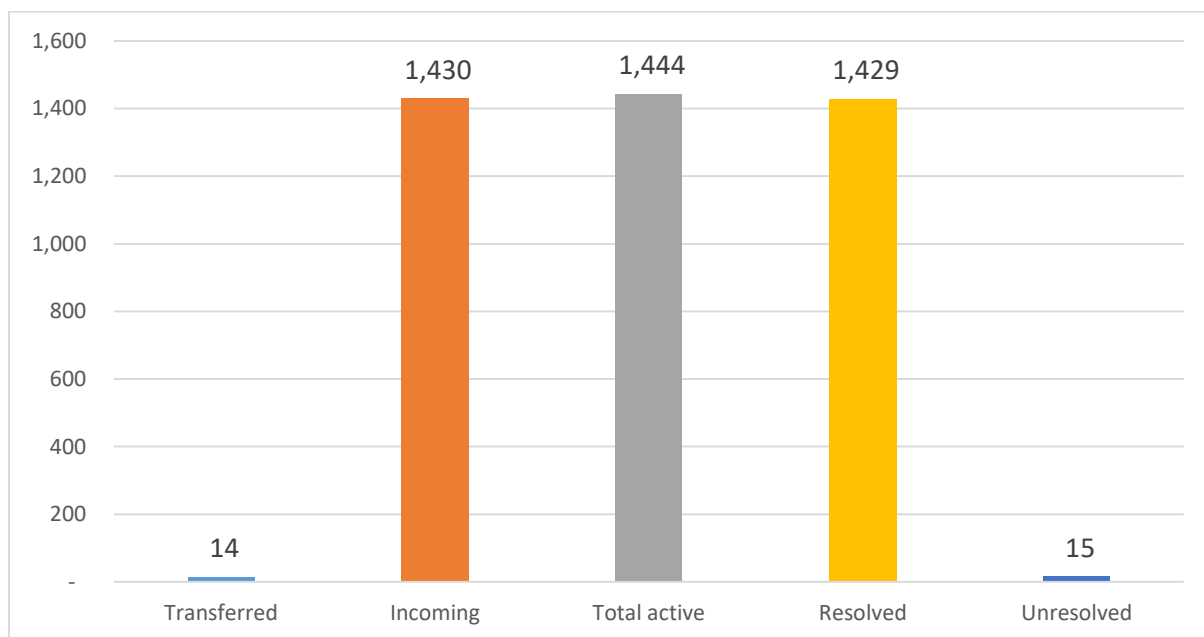
To see the backlog and the results of the work of each prosecutor, data are presented as follows:

6.1. The Office of the Chief State Prosecutor

The Office of the Chief State Prosecutor of the Republic of Kosovo during 2022 had a total of 1,444 criminal cases.

Out of them are as follows:

- 14 or 0.96% were unresolved cases from previous periods, whereas
- 1,430 or 99.03%, are cases that are incoming active during the reporting period.

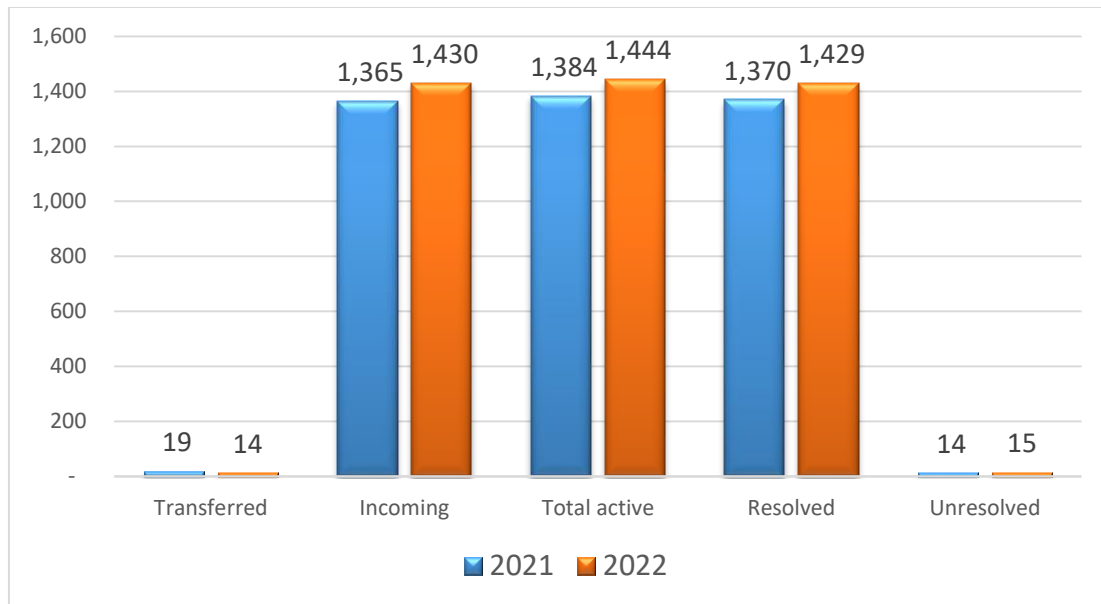


Graph 22: The table of incoming cases, transferred, resolved and unresolved at the OCSP

Out of the number of active cases during the reporting period, the prosecutors at the Office of CSP have resolved 1,429 or 98.86%, whereas at the end of the reporting period 15 cases or 1.03% of the cases that were active.

From the data presented above it can be seen that prosecutors at the Office of the Chief State Prosecutor during 2022 have resolved 1 case or 0.06% less than they have incoming active.

The number of incoming cases active at the Office of the Chief State Prosecutor during 2022 compared to the same period of 2021 *has increased* for 65 cases or 4.76%.



Graph 23: The table of incoming, transferred, resolved and unresolved cases at the OSCP during 2021 and 2022

6.1.1 The decisions of the Chief State Prosecutor

The Chief State Prosecutor, as Chief of the State Prosecutor, with responsibility for the management and representation of the State Prosecutor and the structures of the prosecution offices, has in its competence the issuance of mandatory general rules, instructions and decisions for all Chief Prosecutors and Prosecutors aiming at enforcing legality, increasing efficiency, and implementing unique practices and legislation.

Chief State Prosecutor has jurisdiction over the entire territory of the Republic of Kosovo and has executive jurisdiction over cases at the third instance court level, Supreme Court, also over all cases having extraordinary legal remedies. Chief State Prosecutor may take in his/her competence any case at any Prosecution Office in the Republic of Kosovo in accordance with Law.

Chief State Prosecutor Mr. Aleksandër Lumezi, has finished his constitutional 7 year mandate on April 21, 2023, whereas the Kosovo Prosecutorial Council issued a decision appointing Mr. Besim Kelmendi as acting Chief State Prosecutor and the latter has been acting the name position since April 22, 2023.

Chief State Prosecutor Mr. Aleksandër Lumezi from the reporting period (January 2022) until the end of his mandate of on 21 April 2022, has issued 10 decisions from the beginning of the reporting period (January 2022), until the end of the mandate on April 21, 2022, has taken 10 decisions on the ceding of cases to the competence from the PPN register, one decision from the A register, four (4) decisions (disciplinary cases) with A.D., as well as one (1) request for preliminary investigations regarding the enormous increase in the prices of basic food items.

Chief State Prosecutor has also issued decision to hold the Annual Conference of Prosecutors.

Whereas, the Acting Chief State Prosecutor Mr. Besim Kelmendi, since the time of taking over the Office on 22 April 2022 to June 2022 had issued 5 decisions on ceding cases to competence based on register A, and has issued 2 notifications with AD (Disciplinary cases).

During the period July - September 2022, the Acting Chief State Prosecutor has taken a total of 13 decisions from register A, (Administrative), where 11 decisions are for the ceding of cases under competence, one (1) decision for the appointment of the National Coordinator and coordinators across the seven basic prosecutions for criminal offenses against Sexual Integrity, and one (1) decision to establish the Working Group for the Week for the Rights of Crime Victims.

Acting Chief State Prosecutor had issued 7 decisions and notifications AD (Disciplinary cases).

Also, during the reporting period July - September 2022, 26 cases were processed from the SEC register, and three (3) cases from the PPN register.

In the period October - December 2022, the Acting Chief State Prosecutor has taken a total of twelve (12) decisions from register A, (Administrative), where six (6) decisions are for the ceding of cases in the competence for criminal cases, three (3) decisions on the transfer of prosecutors, one (1) decision on the supervision of the SPRK by a prosecutor of the OCSP, one (1) decision on the official responsible for whistleblowers, one (1) supplement to the decision on the annual conference of prosecutors, one (1) notice, one (1) turned down a case, issued one (1) Mandatory Instruction and signed an Agreement with the Basel Institute for Governance.

Also, during the reporting period October - December 2022, two (2) AD cases, one (1) case from the Sek register, and five (5) cases from the PPN register were processed.

Acting Chief State Prosecutor in coordination with the Chief Prosecutor of the Special Prosecution of the Republic of Kosovo, on November 16, 2022, has appointed the permanent liaison prosecutor with Eurojust, as well as a prosecutor as a point of contact regarding the implementation of the "WB CRIM JUST" project, of which will start to be implemented in the Western Balkans by Eurojust, within the IPA III program.

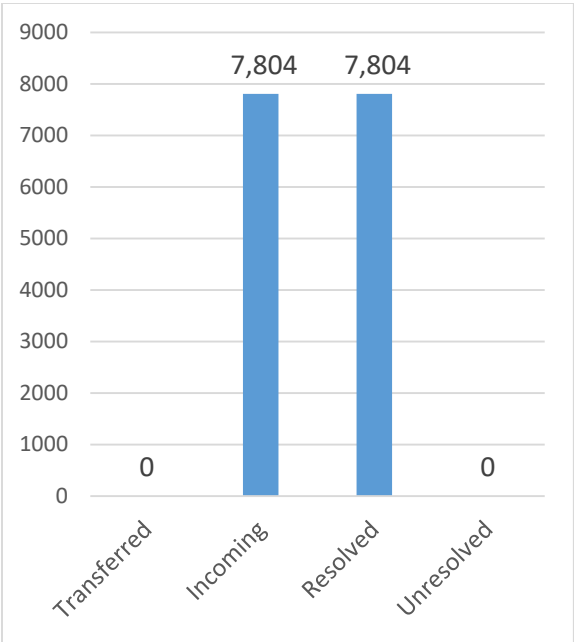
6.2 Appellate Prosecution

The Appellate Prosecution Office (AP) during the reporting period has had a total of 7.804 criminal cases and no cases have been transferred from 2021.

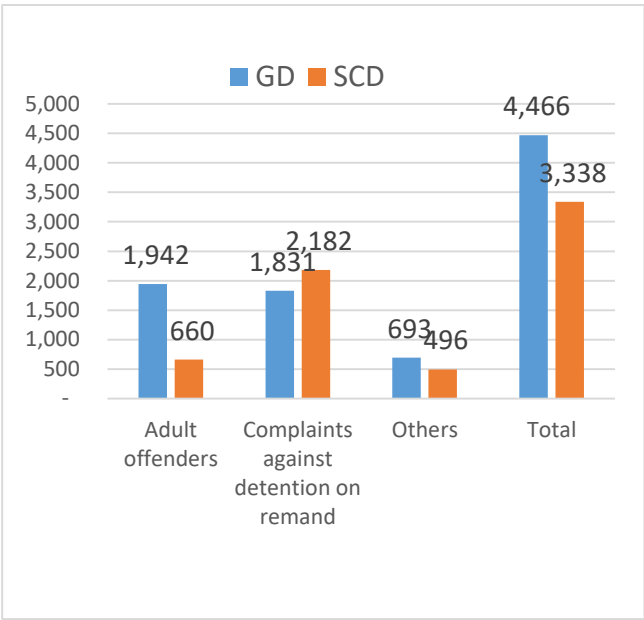
Appellate Prosecution, during the reporting period from the active cases:

- 7,804 cases or 100%, has resolved them, whereas
- 0 cases or 0% remained unresolved.

Out of the active cases, 3,338 or 42.77 % belong to SCD, while 4,466 or 57.22% belong to GP.



Graph 24: Overview of cases transferred, incoming, cases in the resolved and unresolved cases of the Appellate Prosecution.

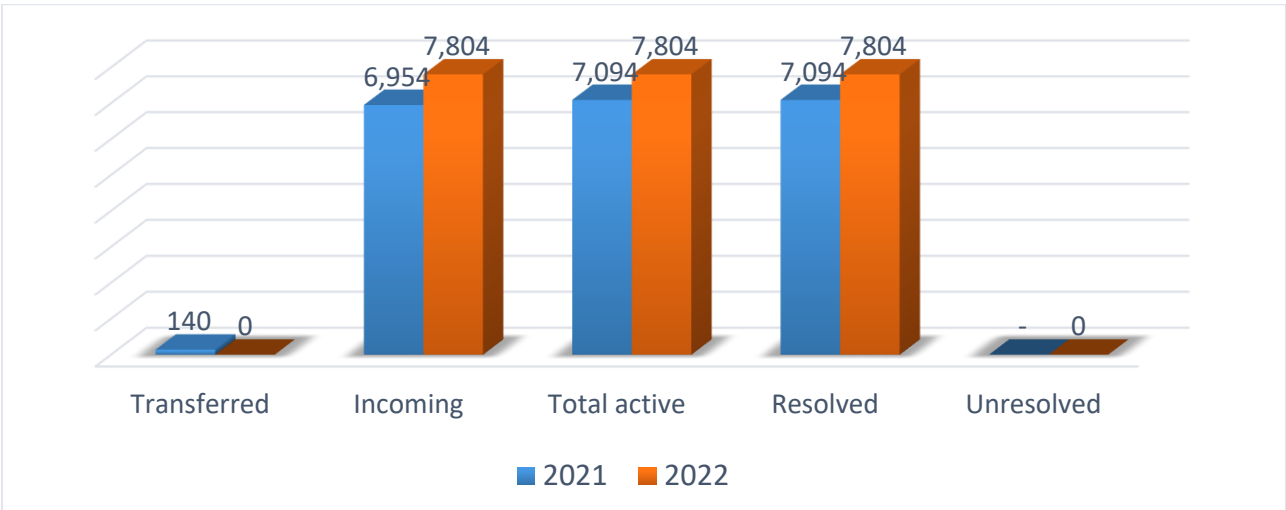


Graph 25: The nature of the incoming at the Appellate Prosecution

Out of the active cases of Appellate Prosecution Office at SCD, out of 3.338, 660 cases were with adult perpetrators, 549 with juveniles, and 1,533 appeals against the detention on remand, and 496 other cases.

Whereas in the GD, out of 4.466 cases, 1,942 with adult perpetrators, 1,831 cases with appeals against detention on remand 693 other.

If we compare cases at the AP to the same period 2021 and 2022, we will have the following data:



Graph 26: The table of the cases transferred, resolved and unresolved in the Appellate and unresolved in the Appellate Prosecution between 2021 vs 2022

6.3 Special Prosecution of the Republic of Kosovo

Special Prosecution of the Republic of Kosovo (SPRK) during 2022, had active 2,178 criminal reports/cases in total based on all registers, whereas in PP register with known perpetrators (PP) there are 649 cases with 2,811 persons.

Other criminal cases 1,529 or 70.20% belong to criminal offences with unknown perpetrators based on register (PPP), other criminal offenses (PPN) and cases with International Legal Cooperation (ILA), and PPM as in the table shown below:

No.	Type of cases	Unresolved at the beginning of 2022	Incoming active during 2022	Active in total during 2022	Resolved in total during 2022	Unresolved in total at the end of 2022
1	Adult perpetrators of criminal offences PP	537	112	649	94	555
2	Unknown perpetrators of criminal offences PPP/S	526	0	526	3	523
3	Miscellaneous criminal cases PPN/S	537	238	775	155	620
4	Unknown perpetrators of criminal offences	1	1	2	1	1
5	International Legal Assistance cases	117	109	226	90	136
In total:		1.718	460	2.178	343	1.835

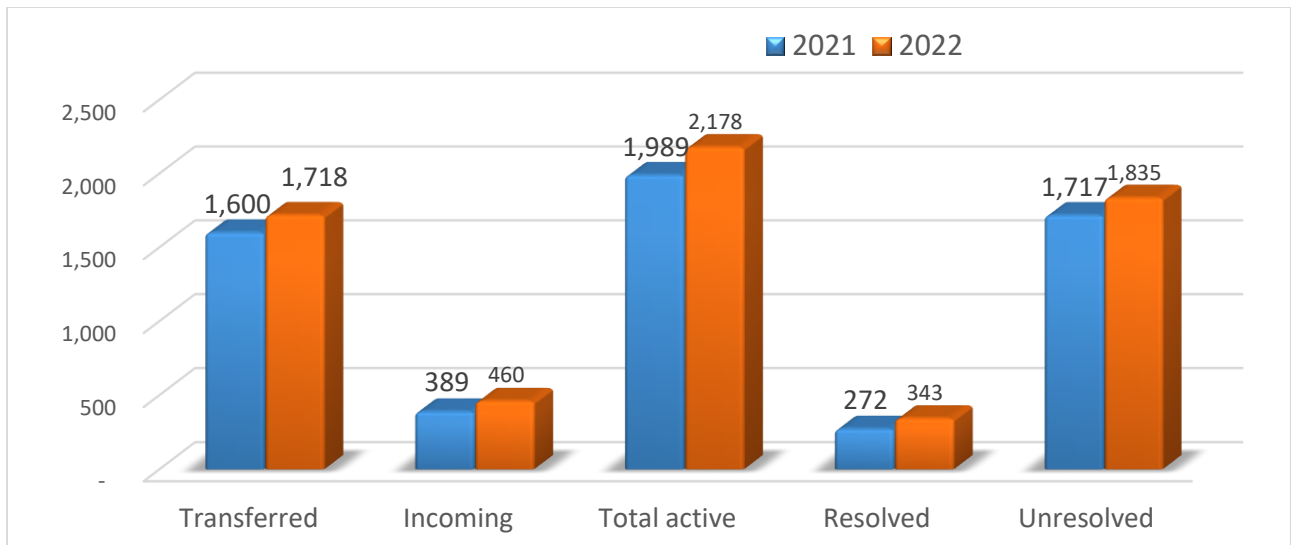
Table 5: Criminal reports - cases remaining from previous years, incoming, resolved and unresolved in SPRK.

From the table it is seen that the SPRK during 2022 has incoming 460 active cases, while it has resolved 343 cases or 74.56% of incoming cases or 15.74% of all active cases.

In 649 active cases, 2,811 persons are involved. Of them, 420 people were resolved in this way:

- The indictment after the investigation has risen to 141 or 33.57% of persons;
- Investigations have been suspended against 119 or 28.33% of persons;
- Against 138 or 32.85% of persons, the criminal report was dismissed; and
- 22 or 5.23% of persons have been ceded cases of competence;

If we compare cases at the SPRK to the same period 2021 and 2022, we will have the following data:

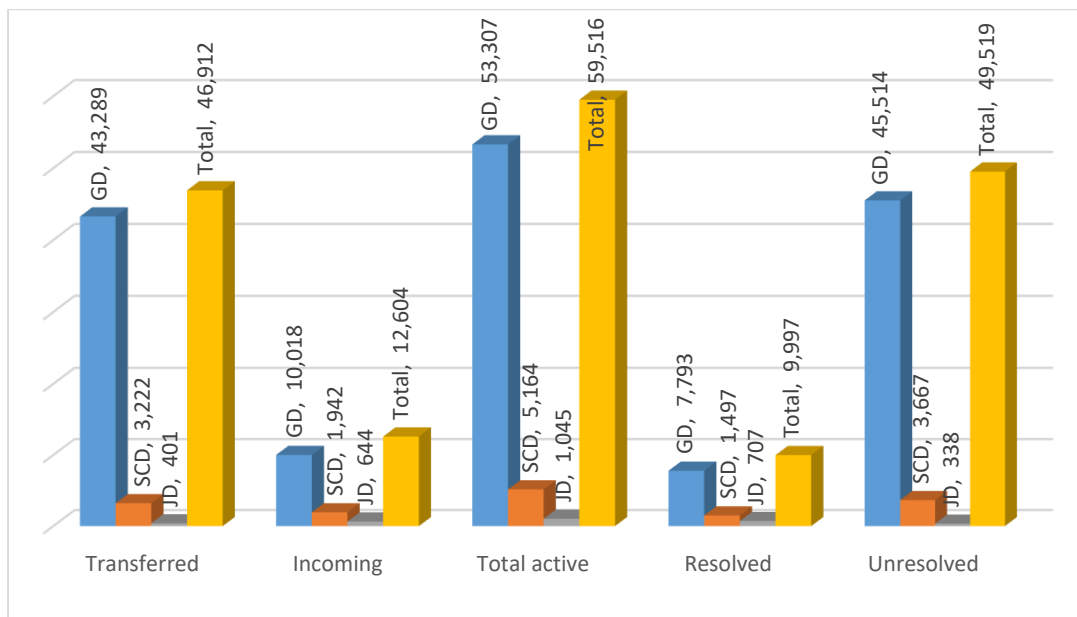


Graph 27: The overview of the cases transferred, resolved and unresolved in the SPRK between 2021 vs. 2022

6.4 Basic Prosecution in Prishtina

The core work at the Prosecution in this report will be presented by departments as well as through registers in order to create a comprehensive overview of their work. The Basic Prosecution Office in Prishtina during 2022 had a total of 59,516 criminal reports, out of which according to the departments the situation is as follows:

Active and resolved cases by departments



Graph 28: Graph 28: Active and resolved cases by departments at the BP of Pristina

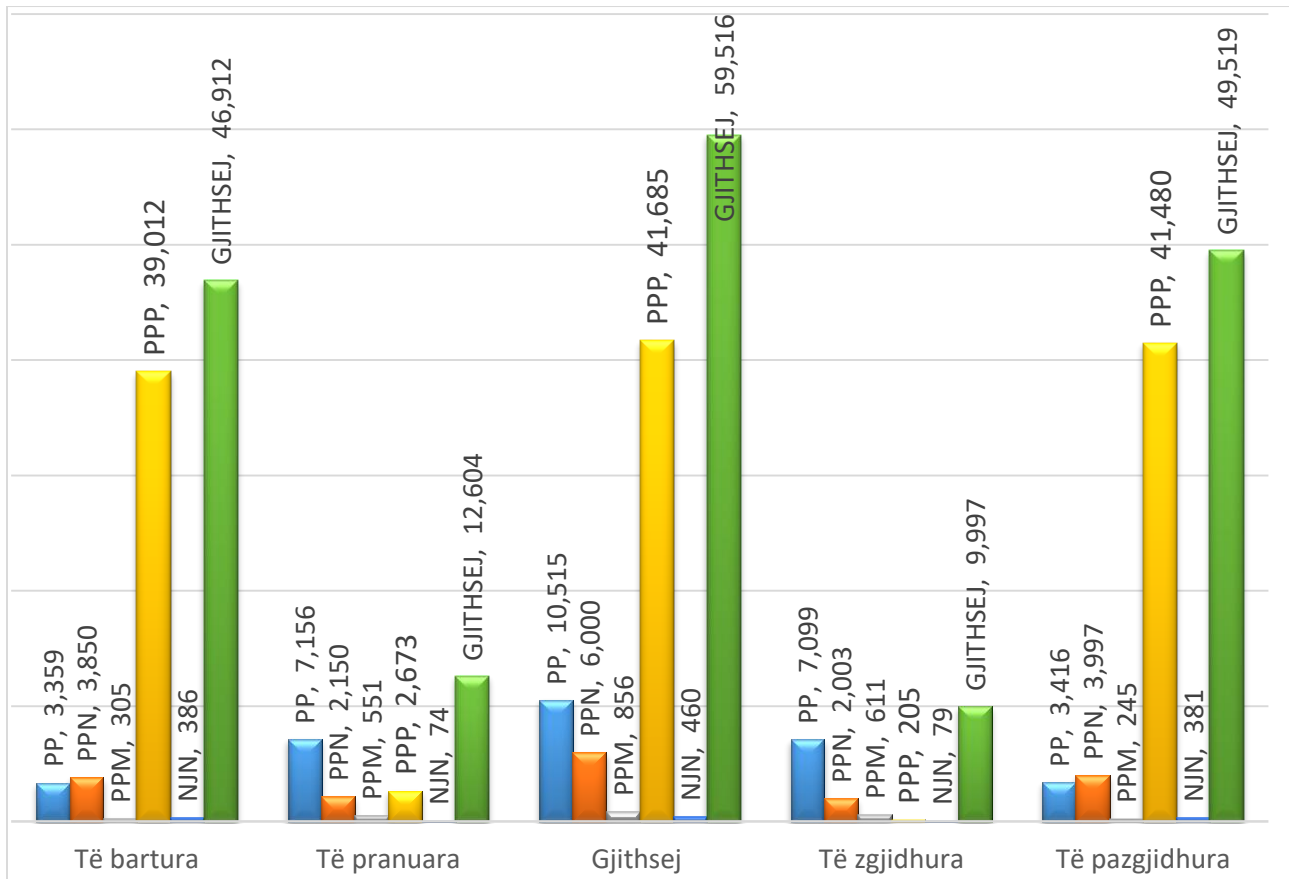
From these Graphs it can be seen that the Basic Prosecution in Pristina in the GD has resolved 2,225 cases *less* than incoming or 77.78% of the incoming cases. Generally, in the GD, BP of Prishtina has resolved 7,793 cases or 14.61% of the cases that it had active.

In DSC there were resolved 445 *less* cases than incoming or 77.08% of the incoming cases. Generally, in, SCD Prishtina has resolved 1.497 cases, or 28.98% of the cases that have been in work.

JD has resolved 63 *more* cases than it incoming during the year or 109.78% more. Generally, in DM, PTH Prishtina has resolved 707 cases, or 67.65 % of the cases that have been in work.

According to the records, the situation with work active and resolved lies as follows:

Active and resolved cases by registers



Graph 29: Active and resolved cases according to registers at the BP of Pristina

Based on these graphs we can conclude that at BP Prishtina, 57 cases *less* than incoming, or 99.20% of cases were incoming in the PP register. In total, from PP register, BP in Prishtina has resolved 7,099 cases or 67.51% of all active cases.

In the register PPN 147 cases *less* than resolved, or 93.16% of incoming cases. In total PPN, BP in Prishtina. In total, from PP register, BP in Prishtina has resolved 2,003 cases or 33.38% of all active cases.

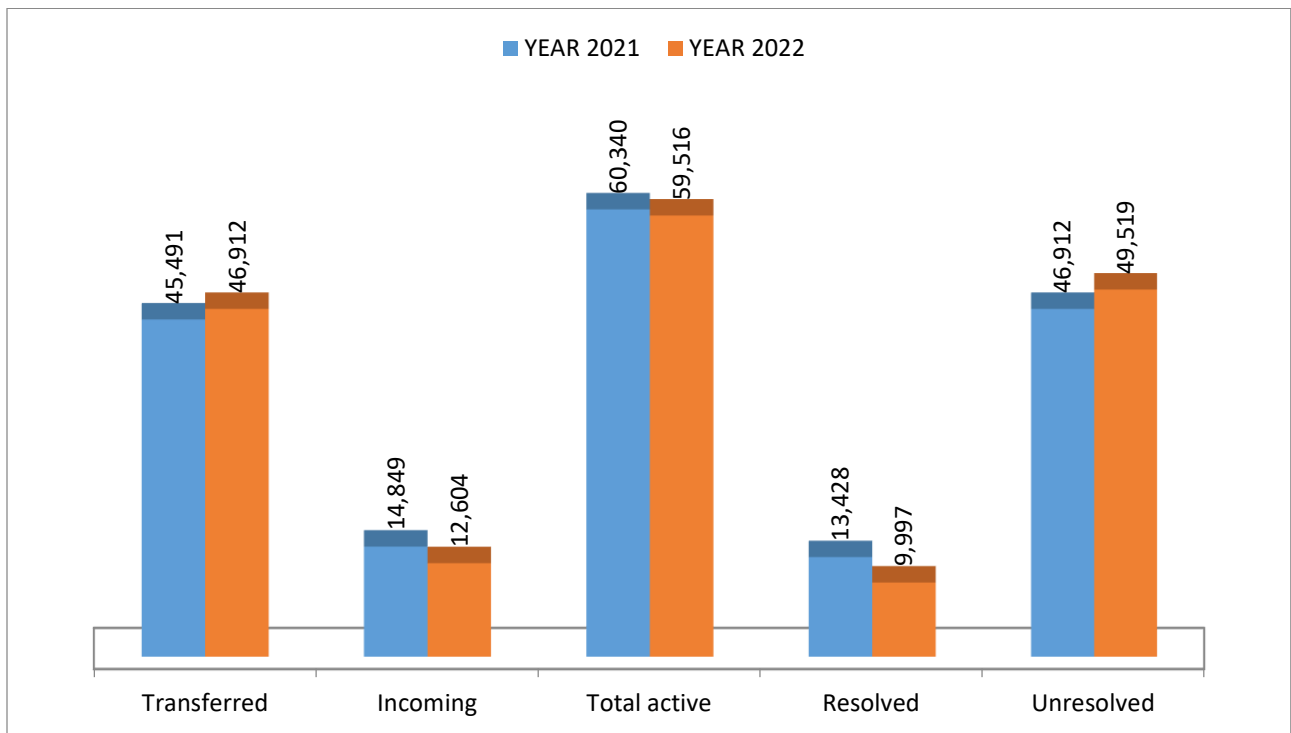
In the PPM register, 60 *more* conducted cases than incoming or 110.88% of the incoming cases. In total, from PPM register, BP in Prishtina has resolved 611 cases or 71.37% of all active cases.

In the PPP register, were resolved 2468 cases *less* than incoming or 7.66% of incoming cases where 205 out of 41,685 cases that were active or 0.49% of all active cases.

In the SCD 5 cases were resolved *more* than incoming or 106.75% of the incoming cases. In total, from PP register, BP in Prishtina has resolved 79 cases or 17.17% of all active cases.

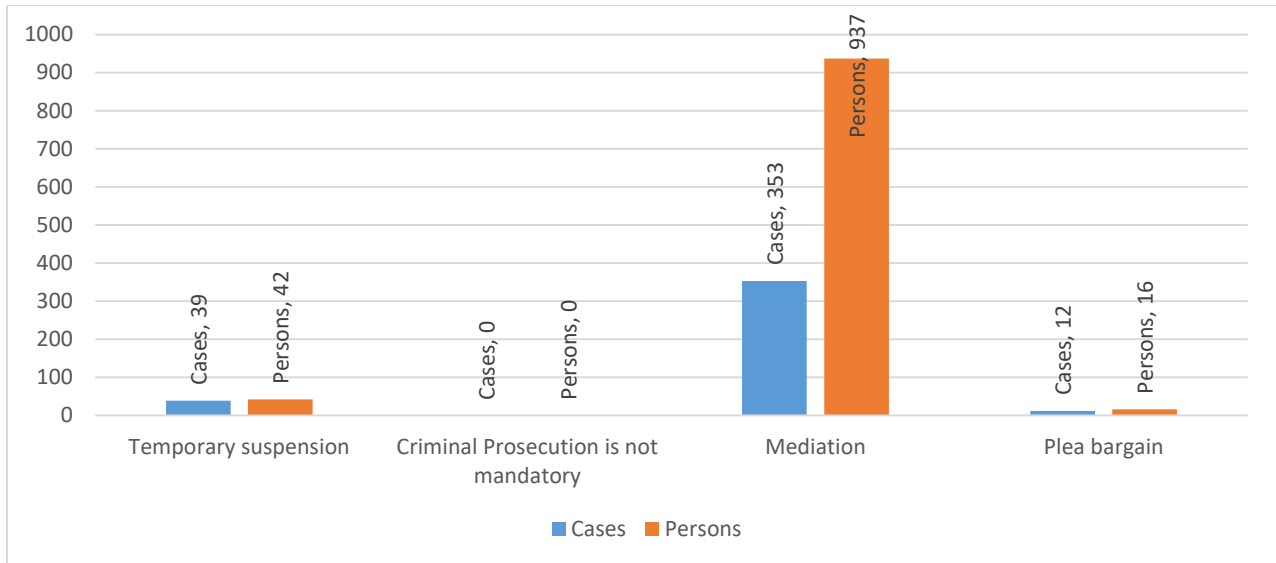
In BP of Prishtina has resolved 2.607 cases or 79.31% *less* than incoming, or 16, 79% of active cases.

If we compare cases at the BP of Prishtina to the same period 2021 and 2022, we will have the following data:



Graph 30: The overview of the cases transferred, resolved and unresolved in the BP Prishtina during 2021 v. 2022

Cases resolved via alternative procedure:



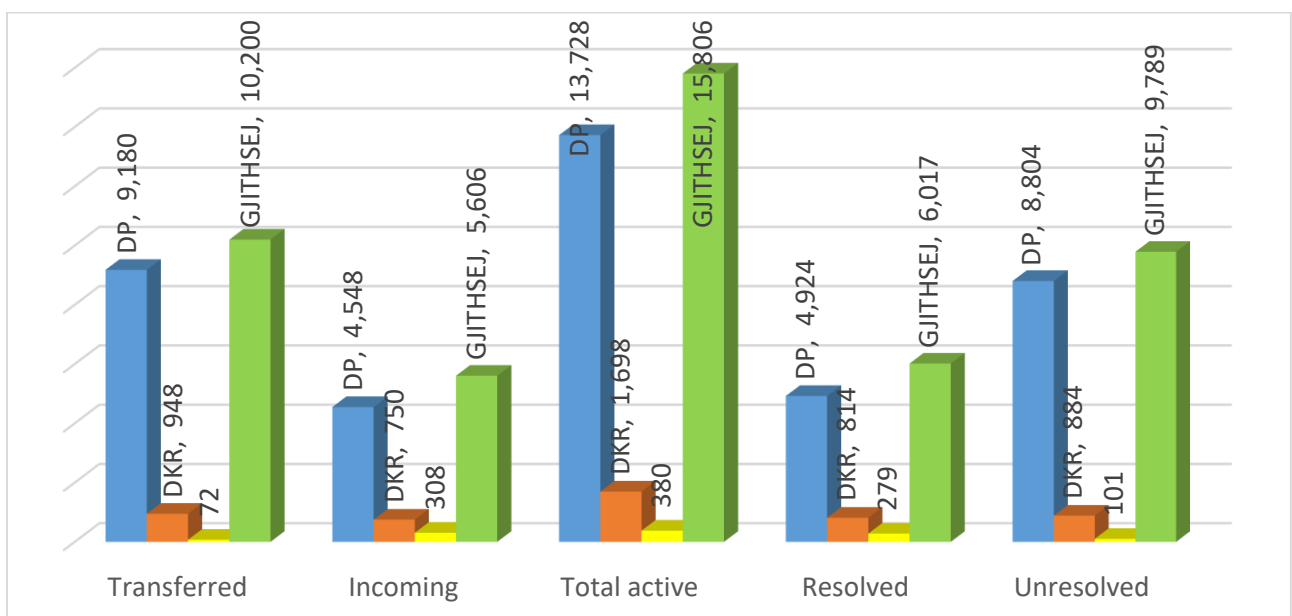
Graph 31: Cases resolved via alternative procedure: at the BP Prishtina

Whereas regarding the punitive orders, BP of Pristina has resolved 1.750 cases.

6.5. Basic Prosecution in Prizren

Basic Prosecution in Prizren during 2022 had active a total of 15,806 criminal reports, of which according to departments the situation is as follows:

Active and resolved cases by departments



Graph 32: Active and resolved cases by departments at the BP of Prizren

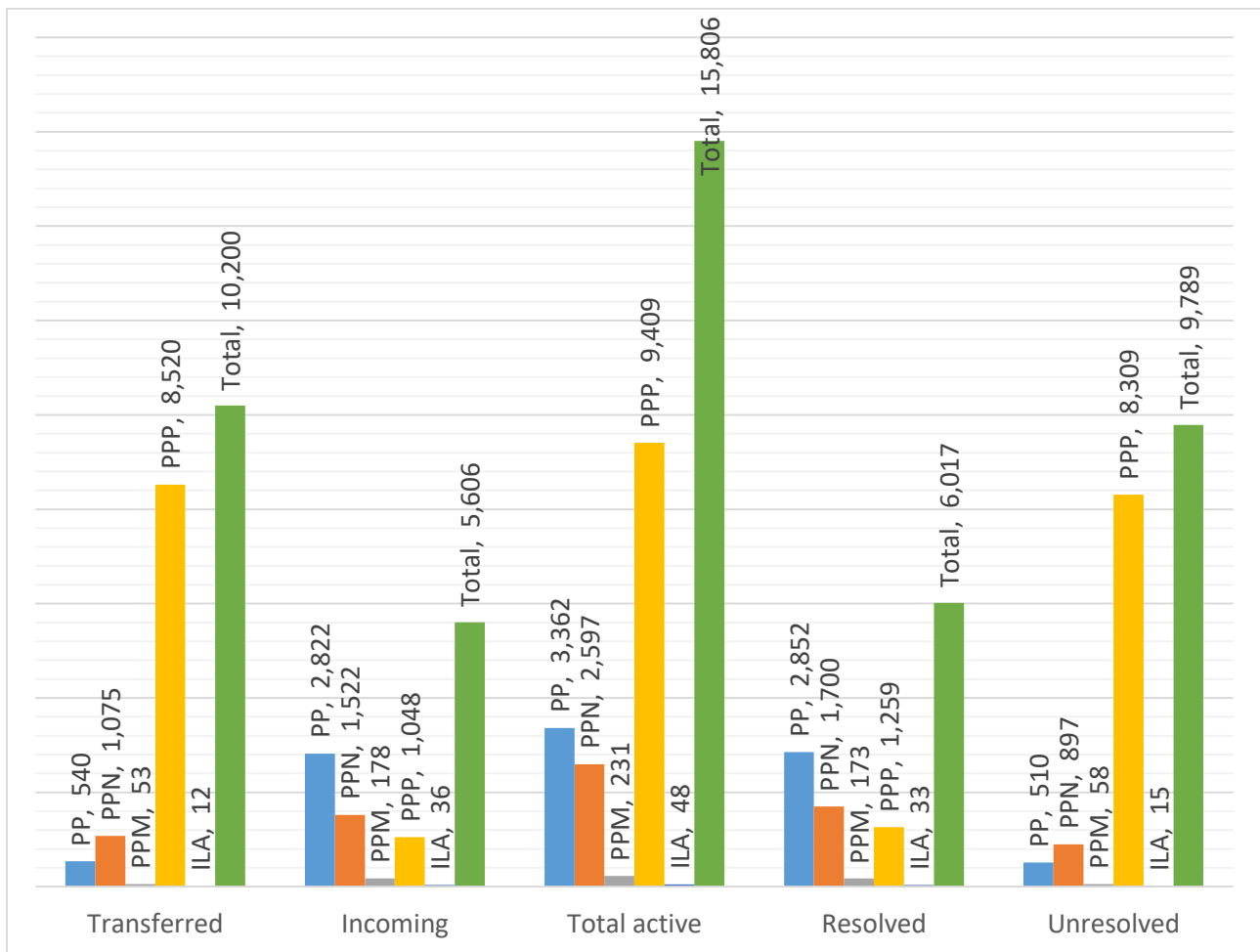
These data indicate that the Basic Prosecution in Prizren in the GD has resolved 376 *more* cases than incoming or 108.26% of the incoming cases. Generally, in the GD, BP Gjilan has resolved 4,924 cases or 35.86% of the cases have had active.

In SCD 64 cases were resolved *more* than incoming or 108.53% of the incoming cases. Generally, in, SCD has resolved 814 cases, or 47.93% of the cases that have been in work.

In JD 29 cases were resolved *less* than incoming or 90.58% of the incoming cases. JD PRIZREN 279 cases were resolved or 73.42% of cases that were active during 2018.

According to the records, the situation with work active and resolved lies as follows:

Active and resolved cases by registers



Graph 33: Active and resolved cases by registers at the BP of Prizren

Based on this data we can conclude that in BP Ferizaj, at the PP register are resolved 30 cases *more* than incoming during 2022 or 101.06% of active cases, or in total 84.83% of all active cases.

In the SCD were conducted 178 *more* cases than incoming or 111.69% of the incoming cases. Calculated with the total number of cases that were active, 65.46% of all active cases were resolved.

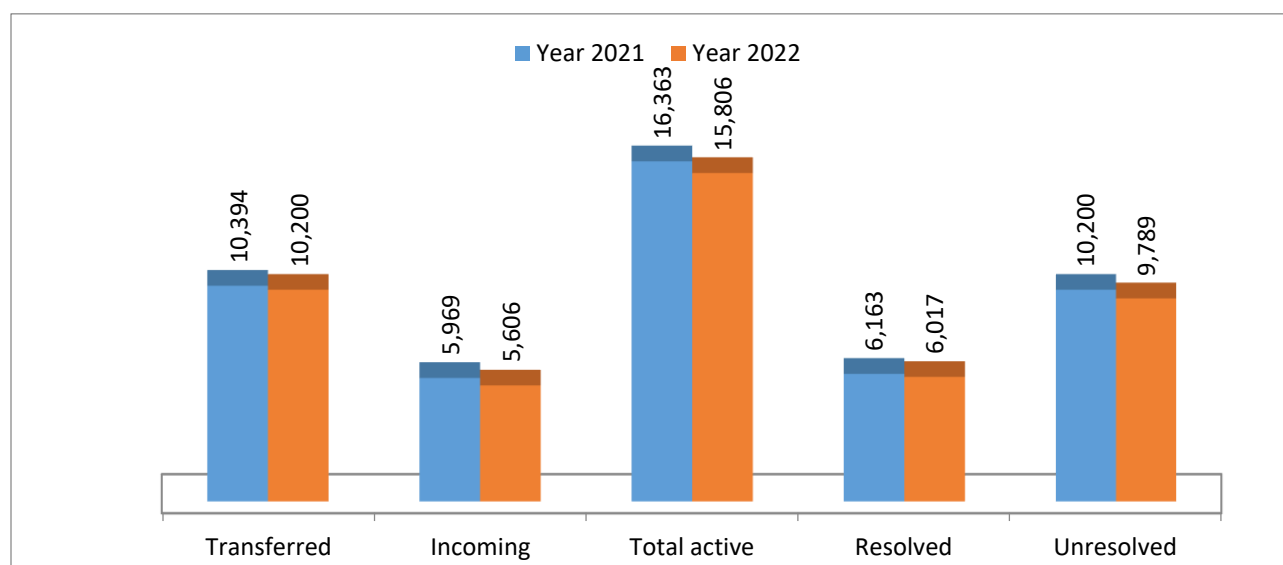
In the PPM register were resolved 5 cases *less* or 97.19% of incoming cases active, whereas taking into account the total number of cases that were active, 74.89% of all active cases were resolved.

In the PPP register, 211 cases were resolved *more* or 120.13% of cases that were incoming active or 13.38% of all active cases.

In the PPP register, 3 cases were resolved *less* or 91.66% of cases that were incoming active or 55.93% of all active cases.

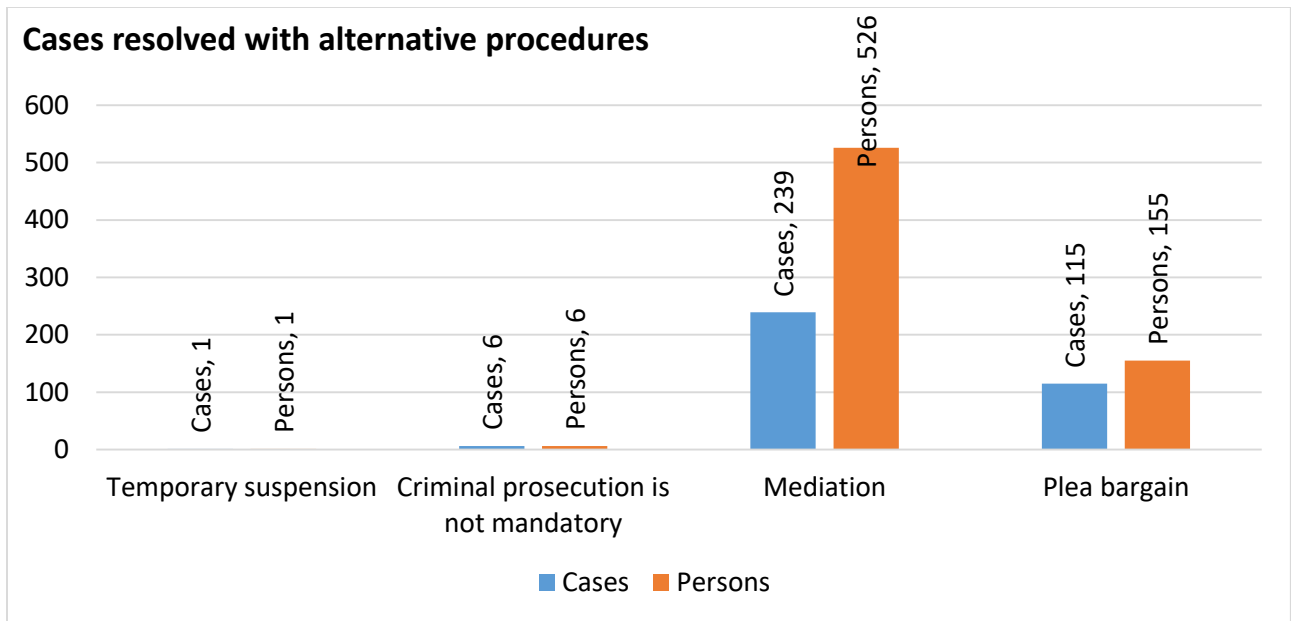
In BP of Prizren has resolved 411 cases or 107.33% *more* than incoming, or 38,04% of active cases.

If we compare cases at the BP of Prizren to the same period 2021 and 2022, we will have the following data:



Graph 34: The overview of the cases transferred, resolved and unresolved in the BP Prizren during 2021 v. 2022

Cases resolved via alternative procedure:



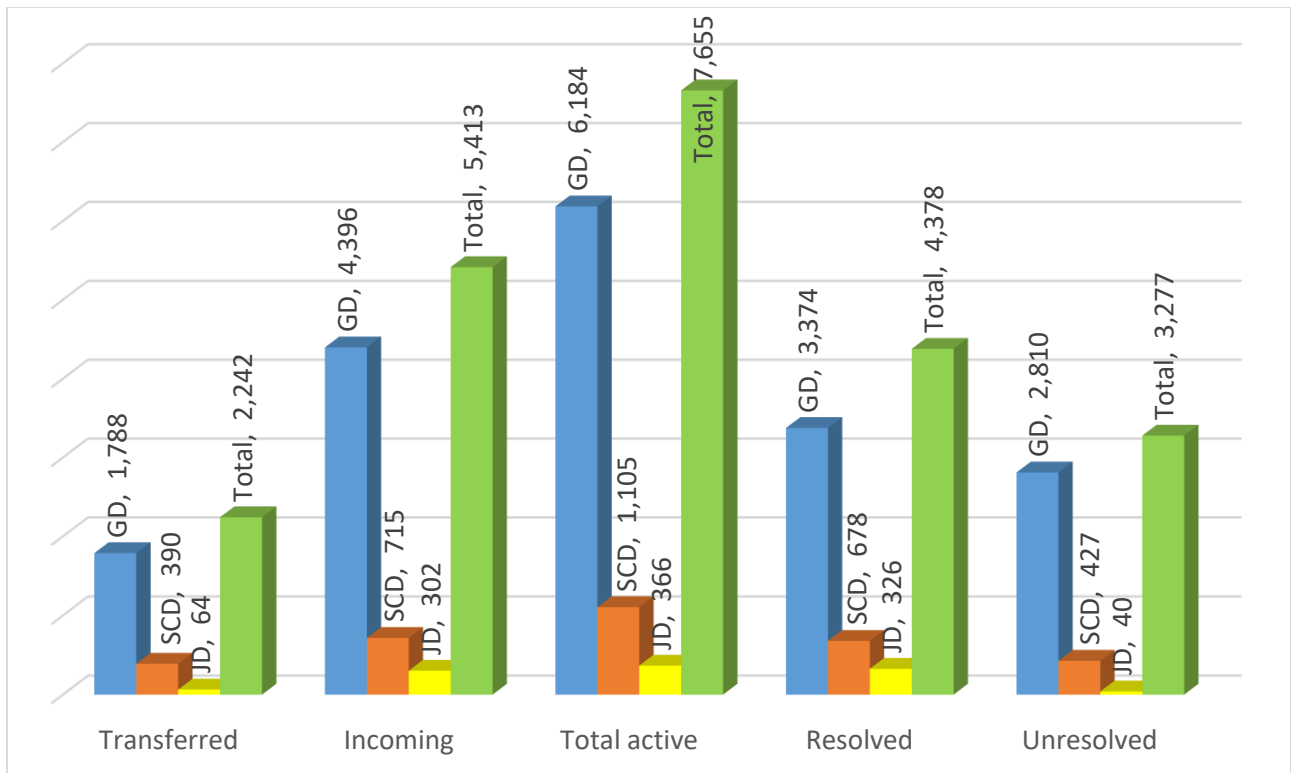
Graph 35: Cases resolved by alternative procedure in BP Prizren

Whereas regarding the punitive orders, BP of Prizren had resolved 121 cases less.

6.6 Basic Prosecution in Peja

The Basic Prosecution in Peja during 2022 had active a total of 7,655 criminal reports, of which according to departments the situation is as follows:

Active and resolved cases by departments



Graph 36: Active and resolved cases by departments at the BP of Peja

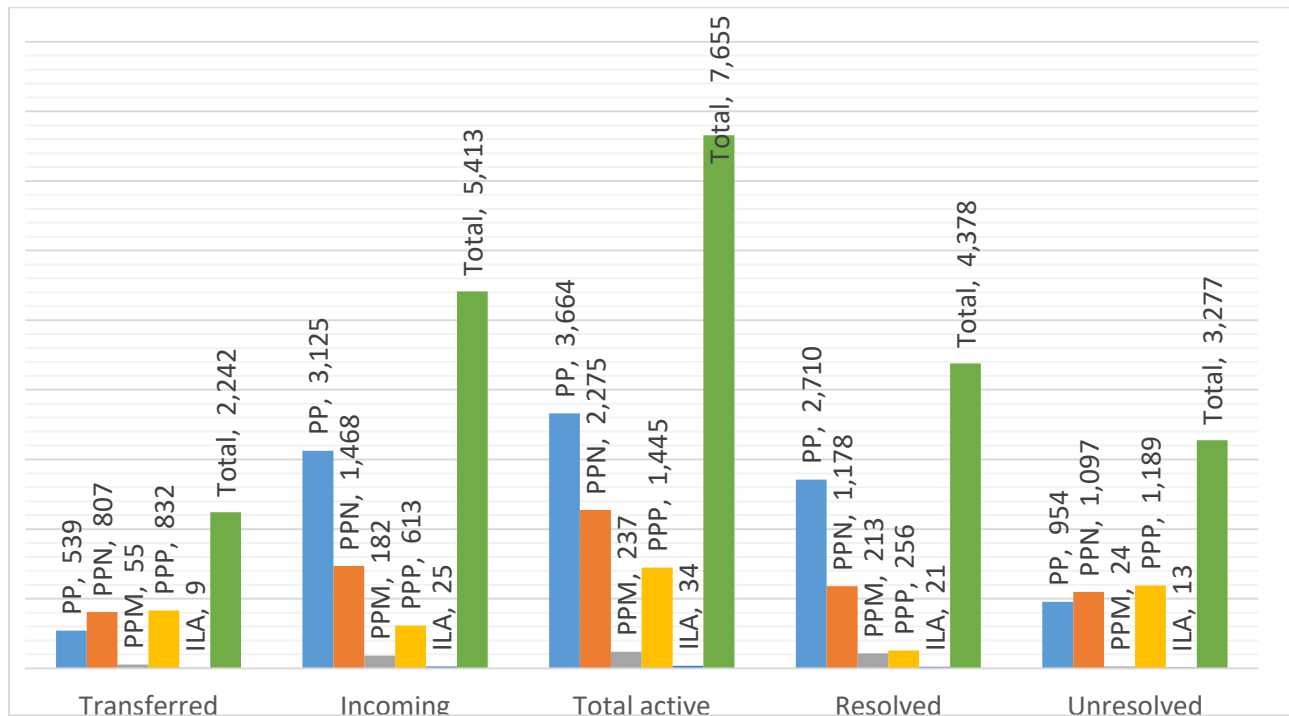
These data indicate that the Basic Prosecution in Peja in the GD has resolved 1.022 *less* cases than incoming or 76.75% of the incoming cases. In general, in GD, BP Peja has resolved 3,374 cases or 54.56% of the active cases.

In DSC 37 cases were resolved *less* than incoming or 94.82% of the incoming cases. Generally, in, SCD has resolved 678 cases, or 61.35% of the active cases.

MD has resolved 24 *more* cases than it incoming during the year or 107.94% more. In total there were resolved 326 cases or 89.07% of all active cases during 2022.

According to the records, the situation with work active and resolved lies as follows:

Active and resolved cases by registers



Graph 37: Active and resolved cases by departments at the BP of Peja`

Based on these data we can conclude that in BP in Peja, in the PP register has resolved 415 cases *less* than they incoming or 86.72% of the incoming cases, or in general 73.96% of all active cases.

In the PPN register 290 cases were resolved *less* than incoming or 80.24% of incoming cases active during the year. Calculated with the total number of cases that were active, 1.178 cases or 51.78% of all active cases were resolved.

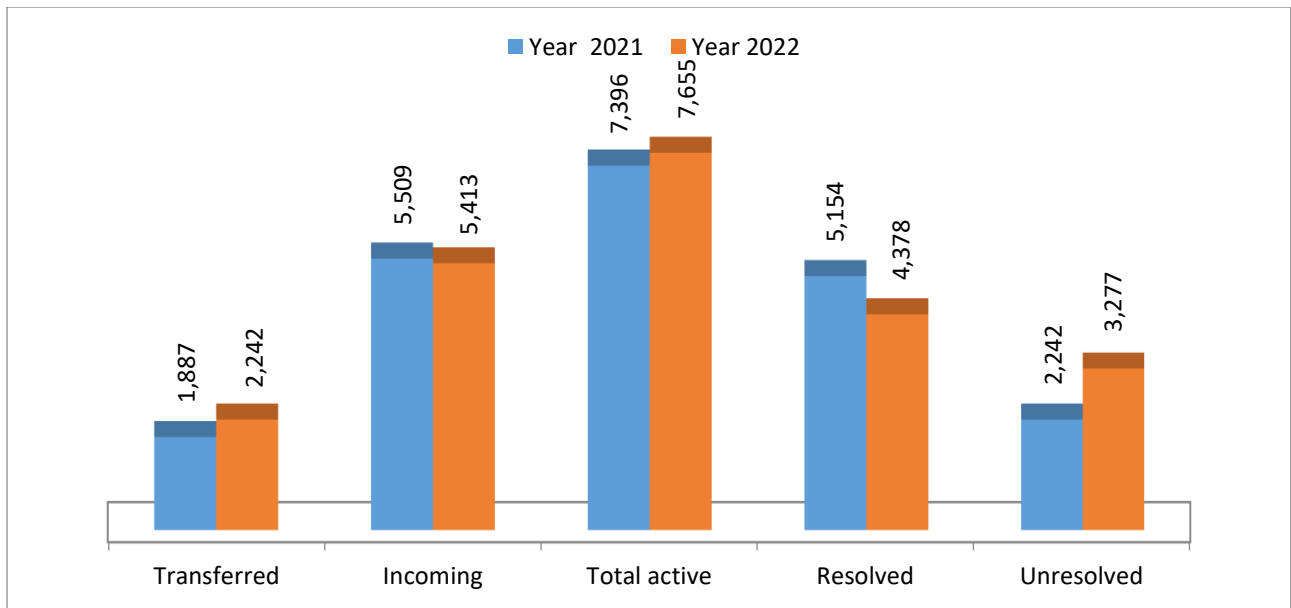
In the PPM register 31 cases were resolved *more* or 117.03% of incoming cases active, or in total 213 cases or 89.87% all active cases.

In PPP Register 357 cases were resolved *less* than incoming, or 41,76% of cases that have been incoming, or in total 256 cases were resolved or 17.71% of all incoming cases active.

In the ILA register, 4 cases were resolved *less* than incoming or 84% cases or 21 case or 61.76% of all active cases.

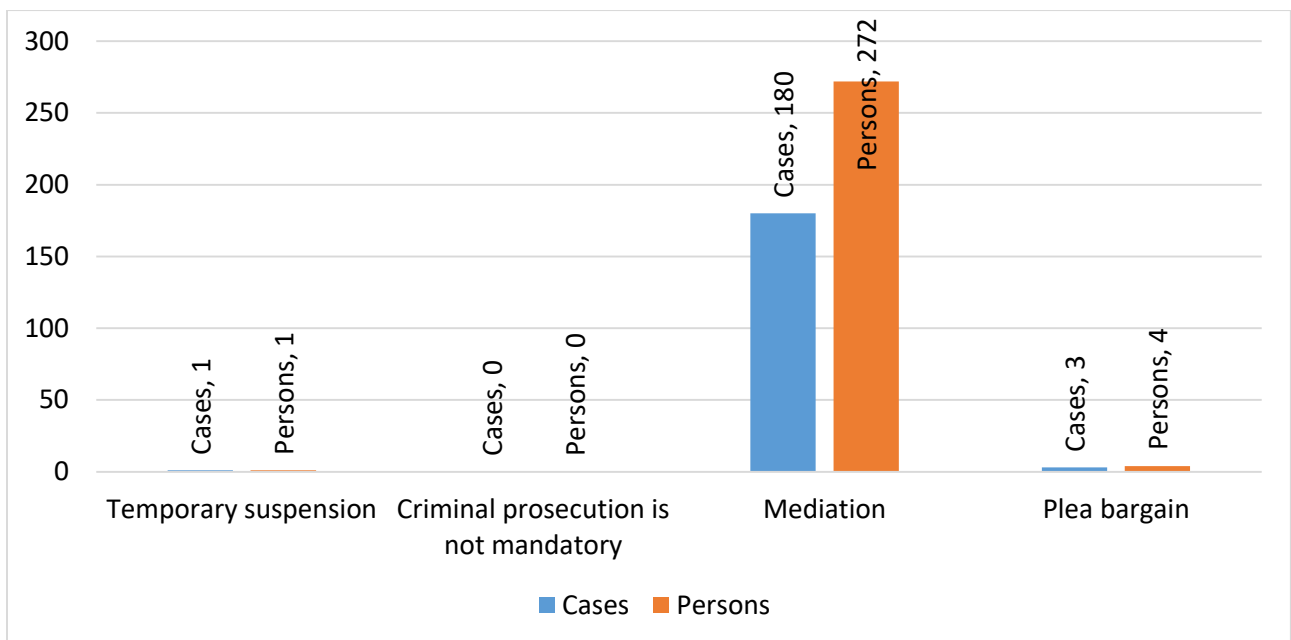
In BP of Peja has resolved 1,035 cases or 80.87% *less* than incoming, or 57,19% of active cases.

If we compare cases at the BP of Peja to the same period 2021 and 2022, we will have the following data:



Graph 38: The overview of the cases transferred, resolved and unresolved in the Peja during 2021 v. 2022

Cases resolved via alternative procedure:



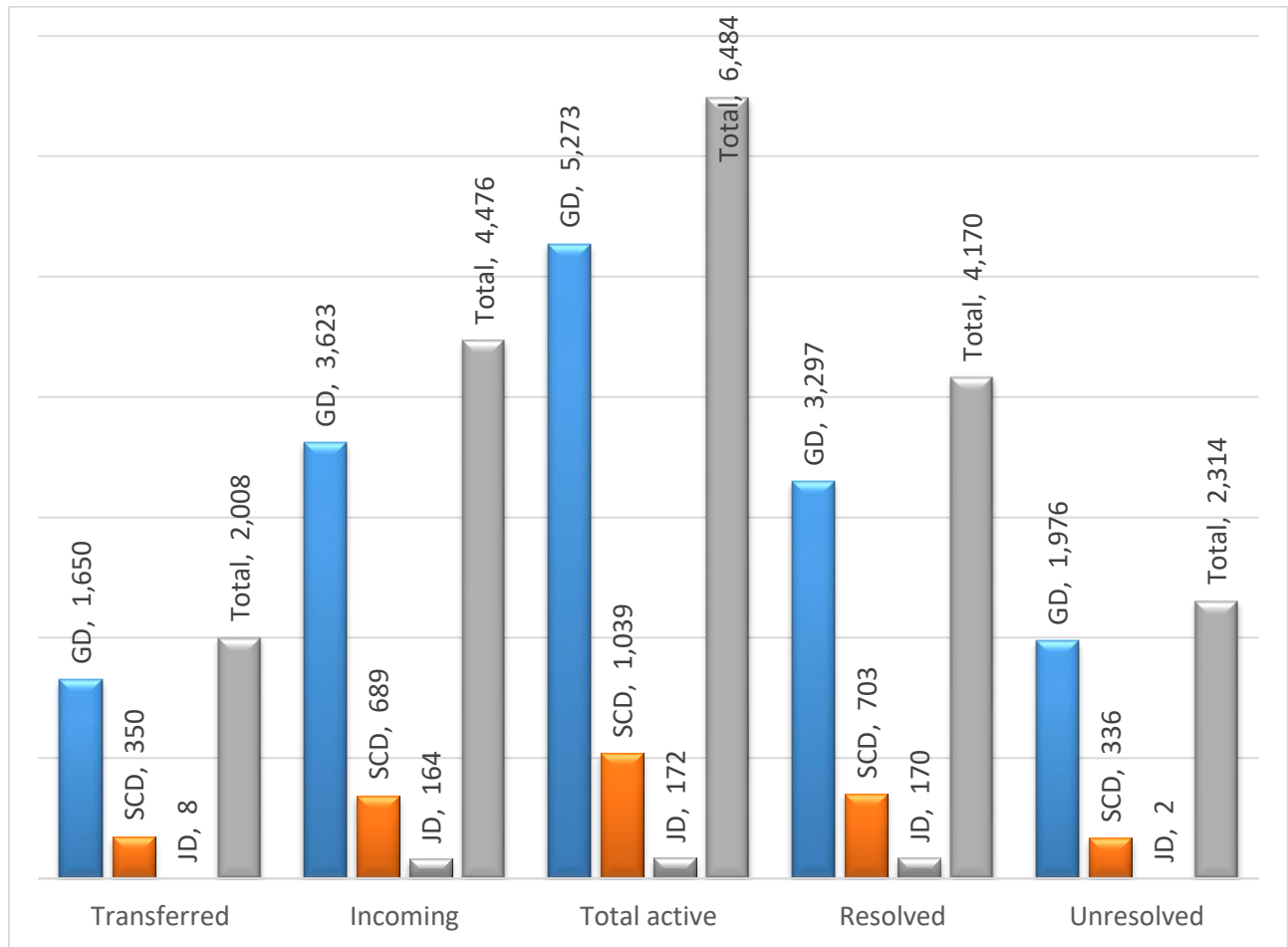
Graph 39: Cases resolved by alternative procedure in BP Peja

Whereas regarding the punitive orders, BP of Peja had resolved 112 cases.

6.7 Basic Prosecution in Gjilan

The Basic Prosecution Gjilan during 2022 had active a total of 6,484 criminal reports, of which according to departments the situation is as follows:

Active and resolved cases by departments



Graph 40: Active and resolved cases by departments at the BP of Gjilan

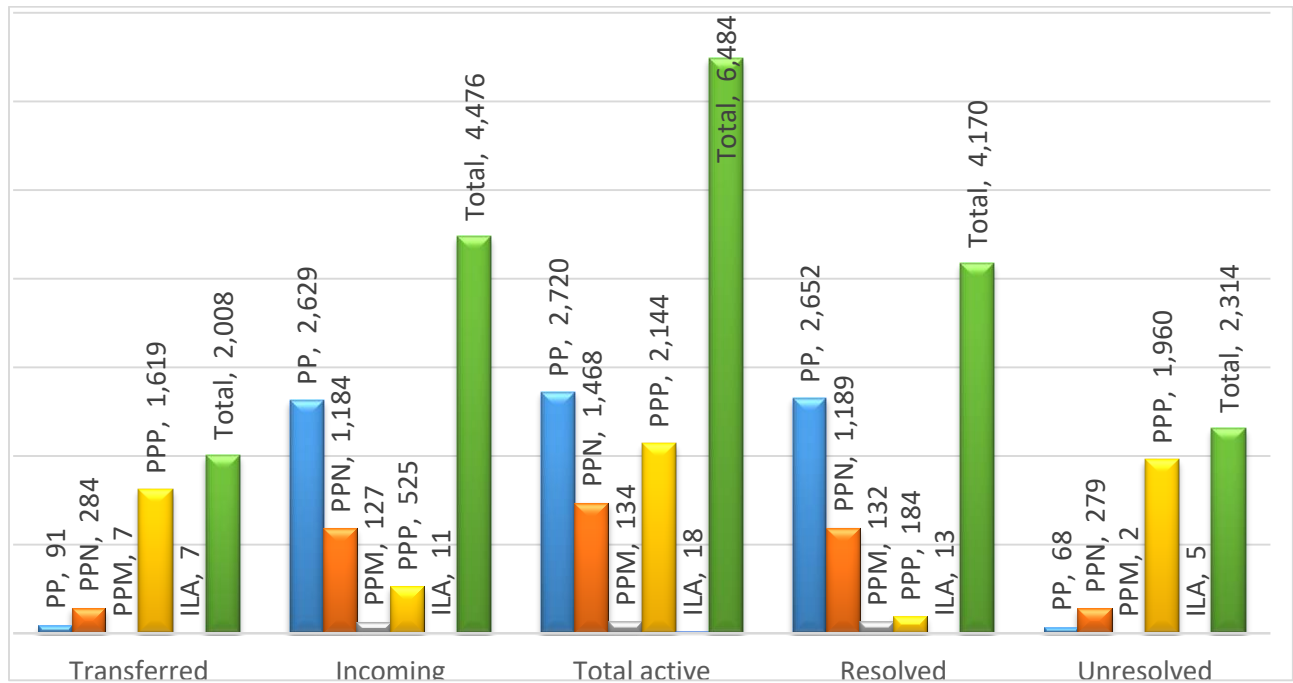
From these charts it can be seen that the Basic Prosecution in Gjilan in the GD has finished 326 cases *less* than incoming or 91.00% of the incoming cases. Generally, in the GD, BP Gjilan has resolved 3,297 cases or 62.52% of the active cases.

In DSC were resolved 14 *more* cases than incoming or 102.03% of the incoming cases. Generally, in, SCD has resolved 703 cases, or 67.66% of the active cases.

JD has resolved 6 cases *more* than it has incoming or 103.65% of the cases it has incoming. In total there were resolved 170 cases or 98.83% of all active cases during 2018.

According to the records, the situation with Active and resolved cases lies as follows:

Active and resolved cases by registers



Graph 41: Active and resolved cases by departments at the BP of Gjilan

Based on these data we can conclude that in BP in Gjilan, in the PP register has resolved 23 cases **more** than they incoming during 2022 or 100.27% of the incoming cases, or in general 97.5% of all active cases.

In the PPM register 5 cases were resolved **more** than incoming or 100.42% of the incoming cases, or in total 80.99% of all active cases.

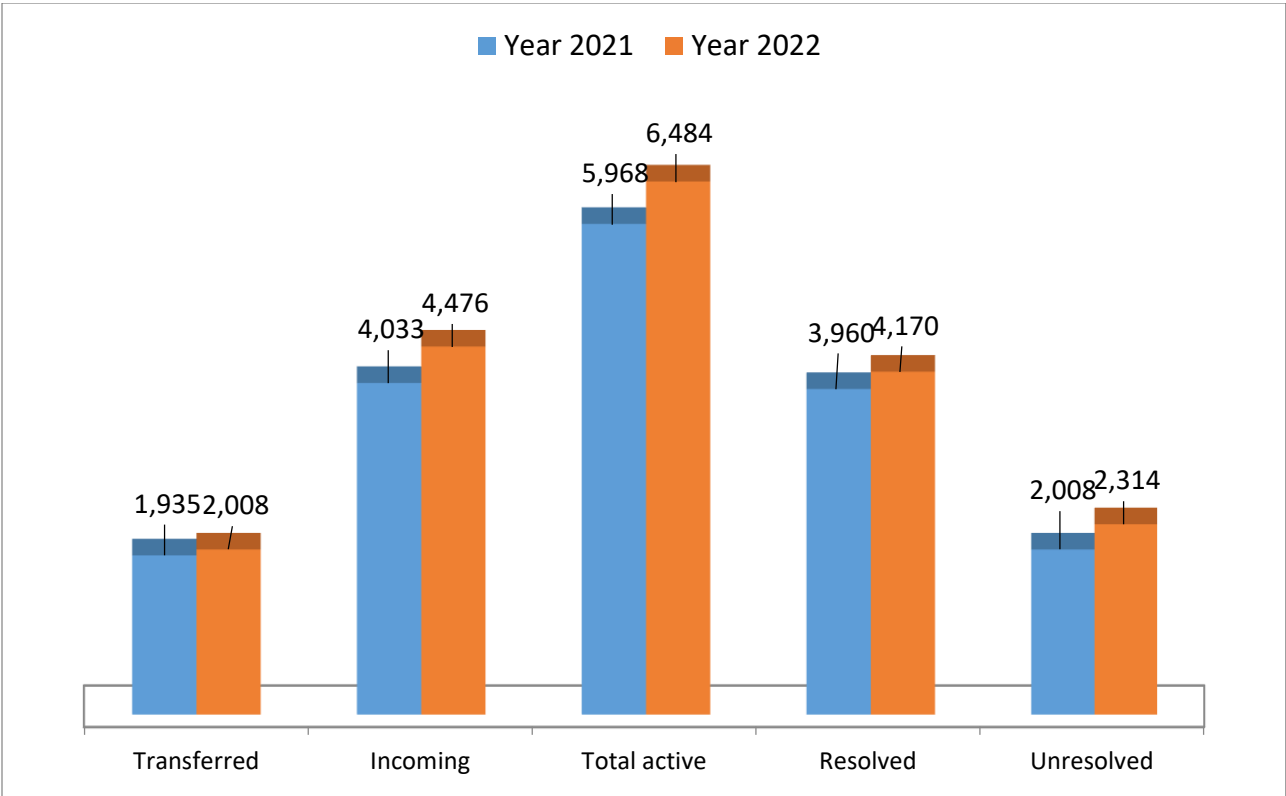
In the PPM register 5 cases were resolved **more** than incoming or 103.93% of the incoming cases, or in total 98.50% of all active cases.

In the PPP register, 341 **less** cases than incoming or 35.04% of the incoming cases, or in total 8.58% of all active cases were resolved.

In the ILA register, 2 case were resolved **more** than incoming or 118.18% of incoming cases or 13 case or 72.22% of all active cases.

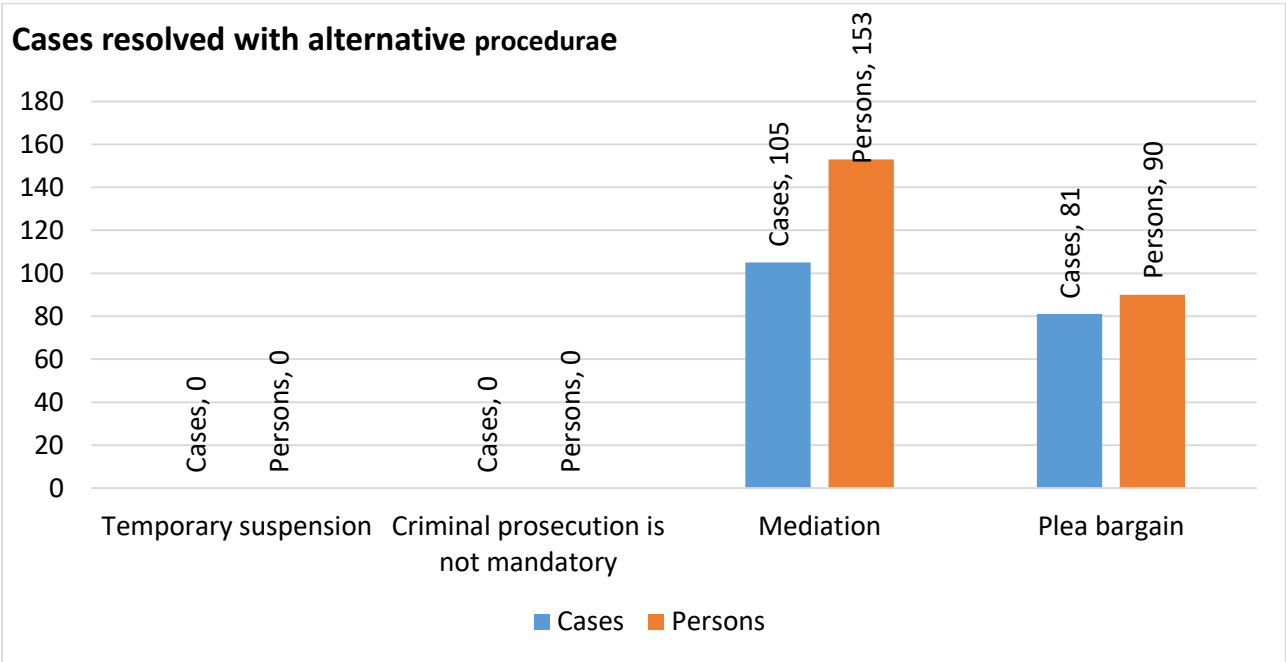
In BP of Gjilan has resolved 306 cases or 93.16% **less** than incoming, whereas 64,31% of active cases.

If we compare cases at the BP of Gjilan to the same period 2021 and 2022, we will have the following data:



Graph 42: The overview of the cases transferred, resolved and unresolved in the BP Gjilan during 2021 v. 2022

Cases resolved via alternative procedure:



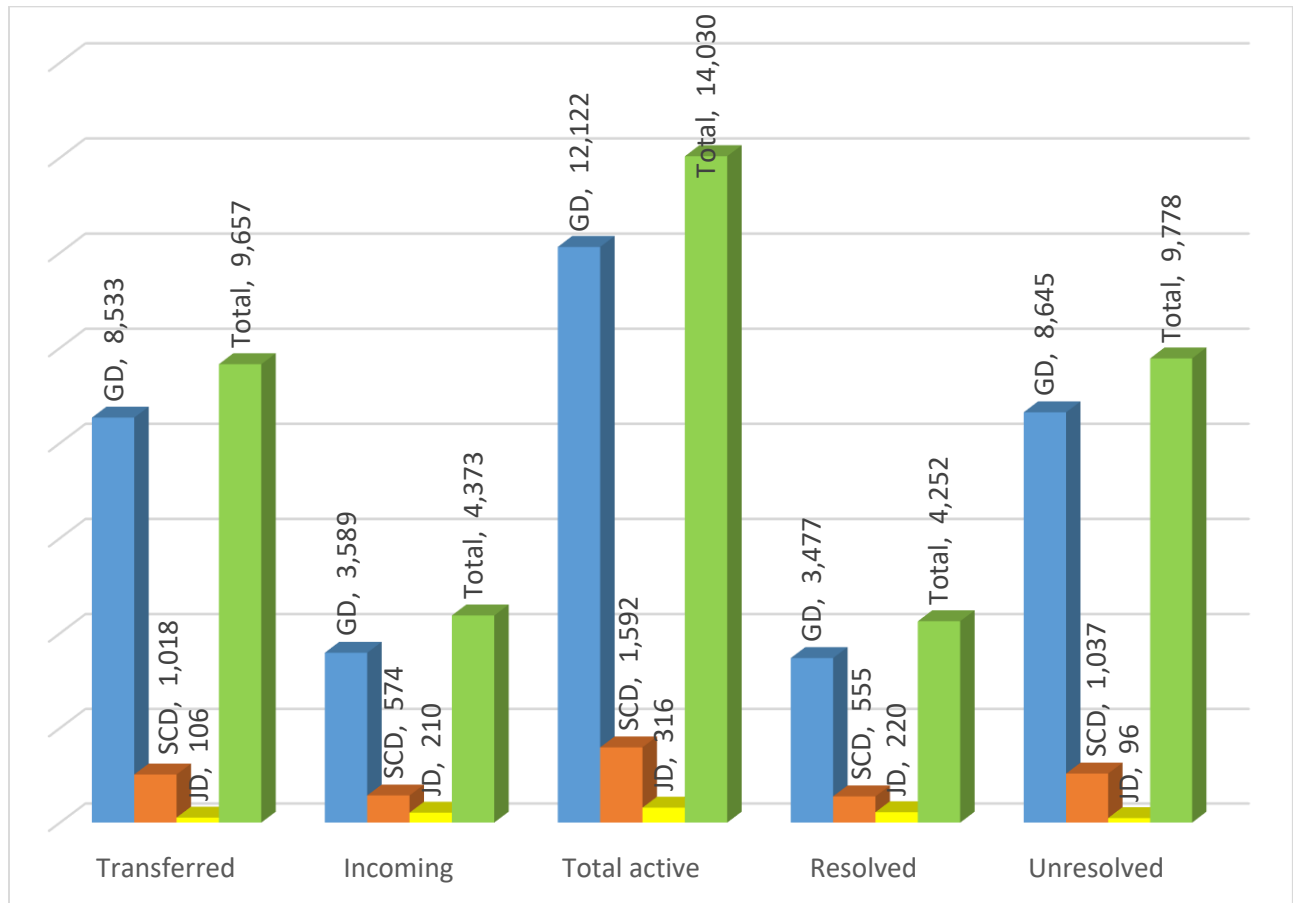
Graph 43: Cases resolved by alternative procedure in BP Gjilan

Whereas regarding the punitive orders, BP of Gjilan had resolved 510 cases.

6.8 Basic Prosecution in Ferizaj

Basic Prosecution in Prizren during 2022 had active a total of 14,030 criminal reports, of which according to departments the situation is as follows:

Active and resolved cases by departments



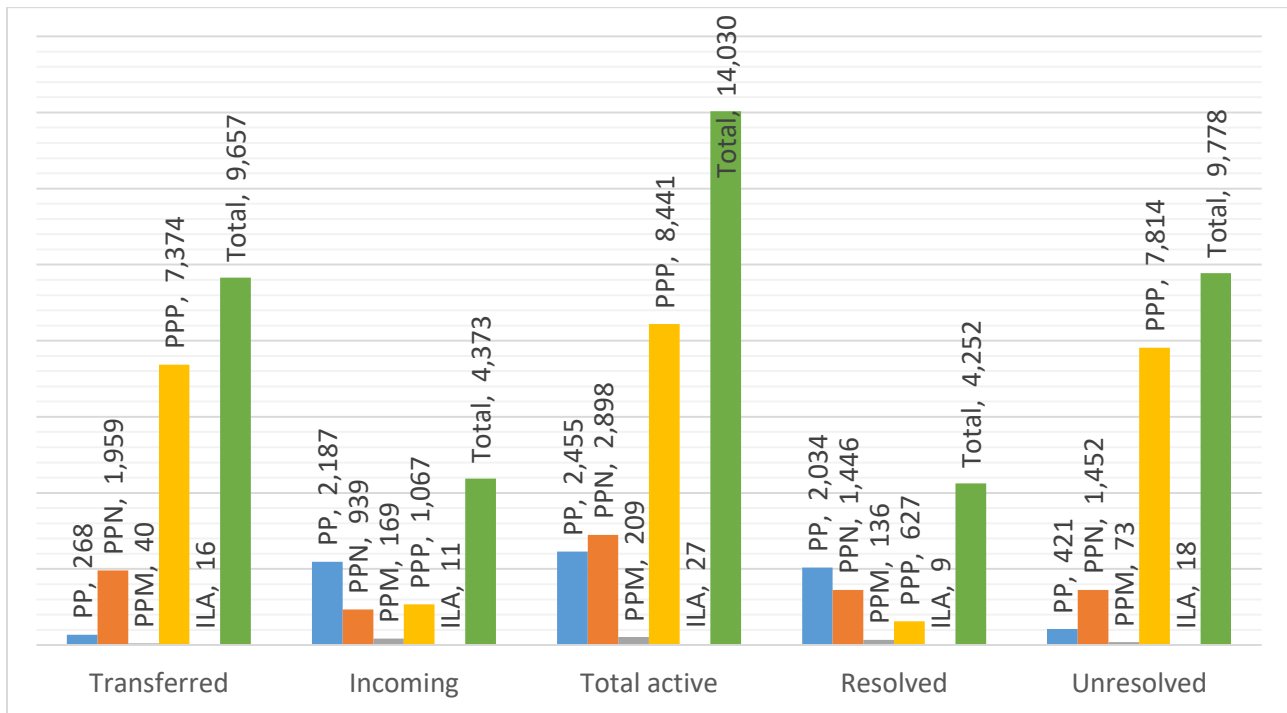
Graph 44: Active and resolved cases by departments at the BP of Ferizaj

These data indicate that the Basic Prosecution in Prizren in the GD has resolved 112 *less* cases than incoming or 96.87% of the incoming cases. Generally, in the GD, BP Ferizaj has resolved 3,477 cases or 28.68% of the cases that have been active.

In DSC, 19 cases were resolved *less* than incoming or 96.68% of the incoming cases. Generally, in, SCD has resolved 555 cases, or 34.68% of the cases that have been in work.

JD has resolved 10 cases *more* than incoming active or 104.76% of incoming cases, while compared with the number of active cases was resolved 69.62%.

Active and resolved cases by registers



Graph 45: Active and resolved cases by registers at the BP of Ferizaj

Based on this data we can conclude that in BP Ferizaj, at the PP register are resolved 153 cases less than incoming during 2018 or 93.00% of active cases, or in total 39.45% of all active cases.

In the PPN register 507 cases were incoming *more* than incoming or 153.99% of incoming cases active during the year. Calculated with the total number of cases that were active, 1,446 or 49.89% of all active cases were resolved.

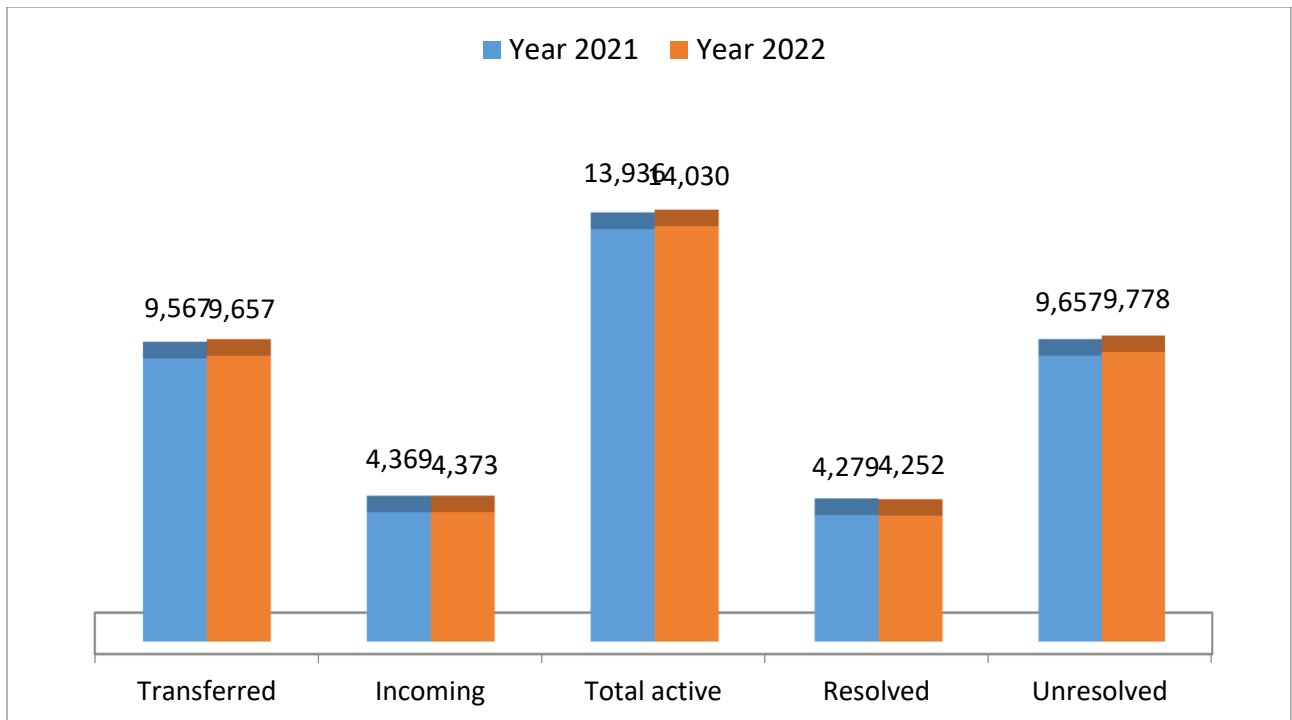
In the PPM register 33 case *more* were resolved *less* or 80.47% of incoming cases active, whereas in total compared to total active cases 65.07% of all active cases were resolved.

In the PPP Register 440 cases were resolved *less* than incoming or 58.76% of incoming cases active, or in total 7.42% of all active cases.

In the ILA register 2 cases were resolved *less* than incoming or 81.81% of the incoming cases, or in total 33.33 of all active cases.

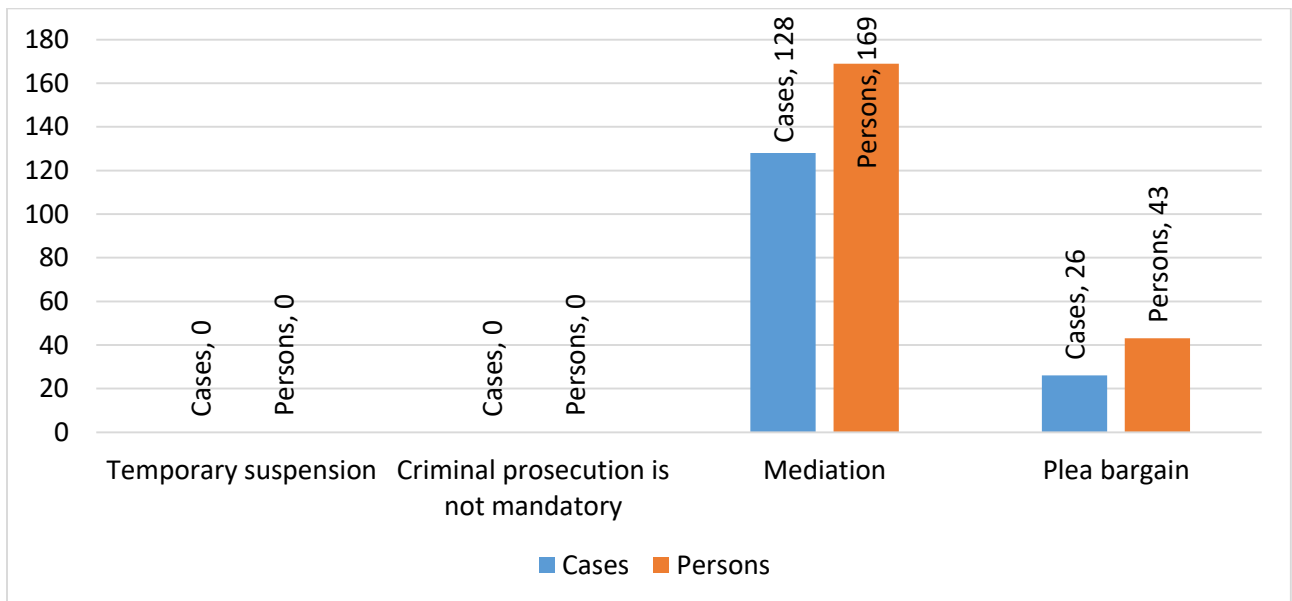
In BP of Ferizaj has resolved 121 cases or 97.23% *less* than incoming, or 30,30% of active cases.

If we compare cases at the BP of Ferizaj to the same period 2021 and 2022, we will have the following data:



Graph 46: The overview of the cases transferred, resolved and unresolved in the BP Ferizaj during 2021 and 2022

Cases resolved via alternative procedure:



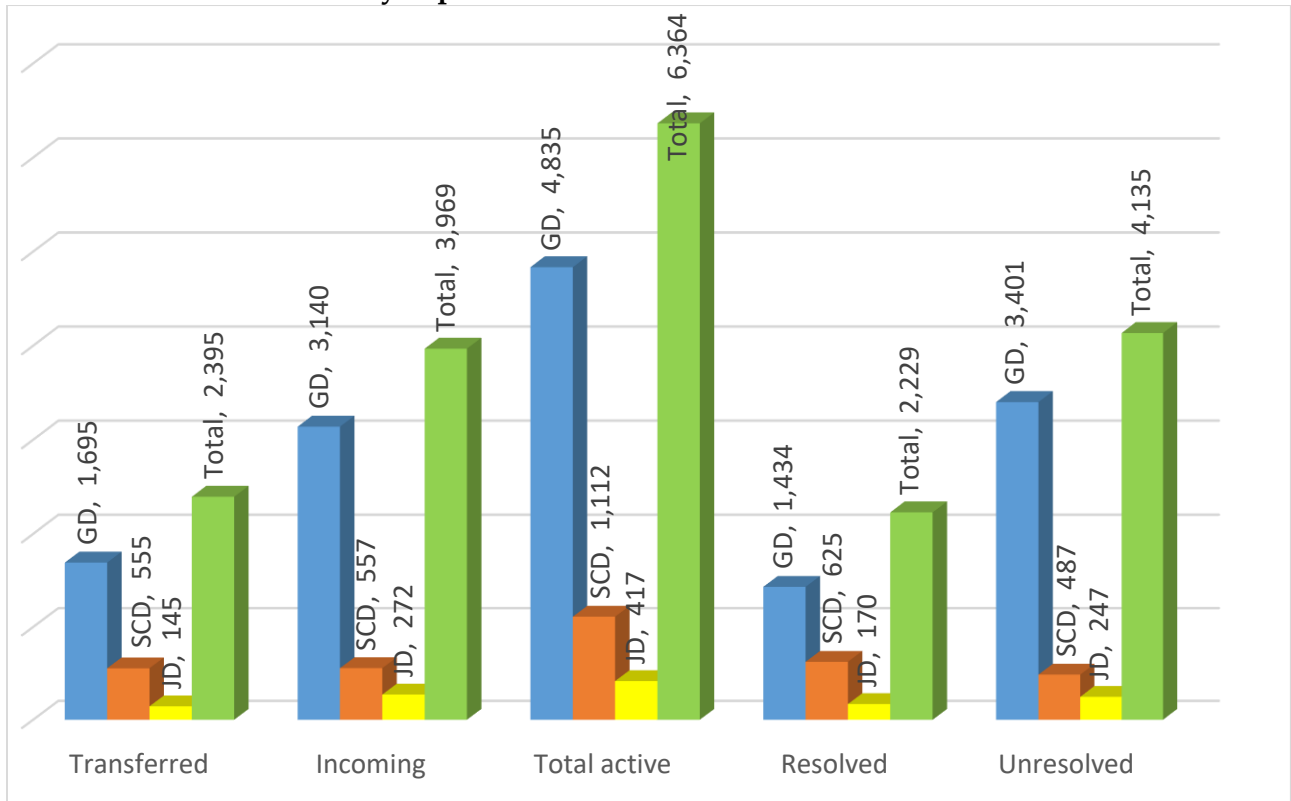
Graph 47: Cases resolved by alternative procedure in BP Gjilan

Whereas regarding the punitive orders, BP of Ferizaj had resolved 32 cases.

6.9 Basic Prosecution in Gjakova

The Basic Prosecution Office in Gjakovë during 2022 had active total of 6,364 criminal reports, of which according to the departments the situation is as follows:

Active and resolved cases by departments



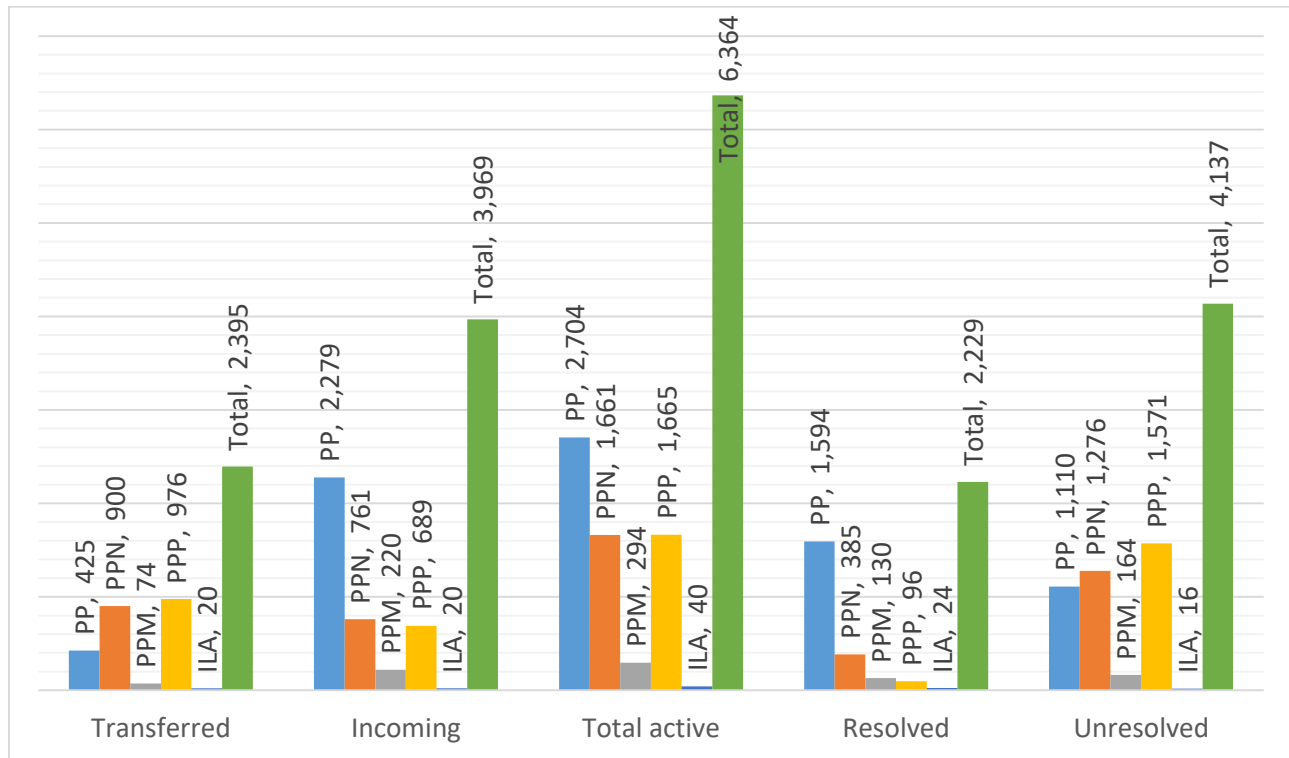
Graph 48: Active and resolved cases by departments at the BP of Gjakove

These data indicate that the Basic Prosecution in Gjakova in the GD has resolved 1,706 *less* cases than incoming or 45.66% of the incoming cases. Generally, in the DP, BP of Gjakova has resolved 1,434 cases or 29.65% of the cases that it had active.

In SCD 68 cases were resolved *more* than incoming or 112.20% of the incoming cases. Generally, in DM, BP of Gjakova has resolved 625 cases, or 56.20% of the cases that have been in work.

JD has resolved 102 cases *less* than incoming active or 62.5% of all incoming cases during 2019 while in total 170 cases were resolved or 40.76% of cases that were active during 2022.

Active and resolved cases by registers



Graph 49: Active and resolved cases by registers at the BP of Gjakove

Based on these graphs we can conclude that at BP Gjakova, 685 cases *less* than incoming, or 69.94% of cases were conducted in the PP register. Calculated with the total number of cases that were active, 1,594 or 58.94% of all active cases were resolved.

In the PPN register 376 cases were resolved *less* than incoming or 50.59% of incoming cases active during the year. Calculated with the total number of cases that were active, 385 cases or 23.17% of all active cases were resolved.

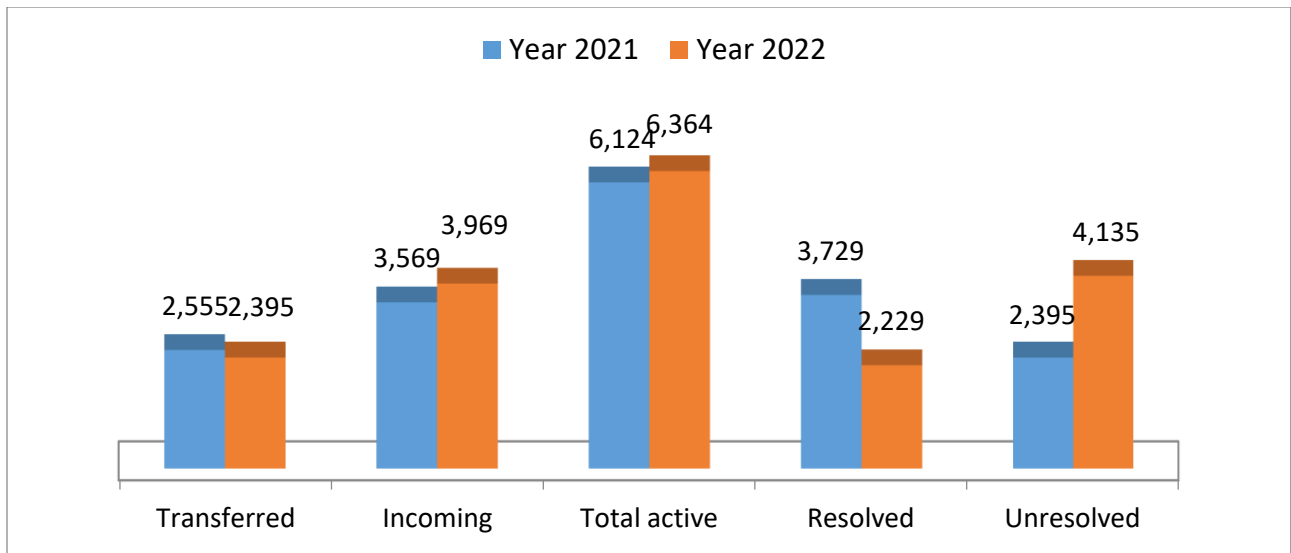
In the PPM register, 90 cases were resolved *less* than incoming or 59.09% of incoming cases active, whereas it has been calculated with the total of active cases, 130 or 44.21% of all active cases were resolved.

In PPP Register 593 cases have been resolved *less* than incoming or 13.93% of the incoming cases, or 5.76% of the incoming cases in total.

In the ILA register 4 cases were resolved *less* than incoming or 120% of incoming cases, or 1.44% of all incoming cases active.

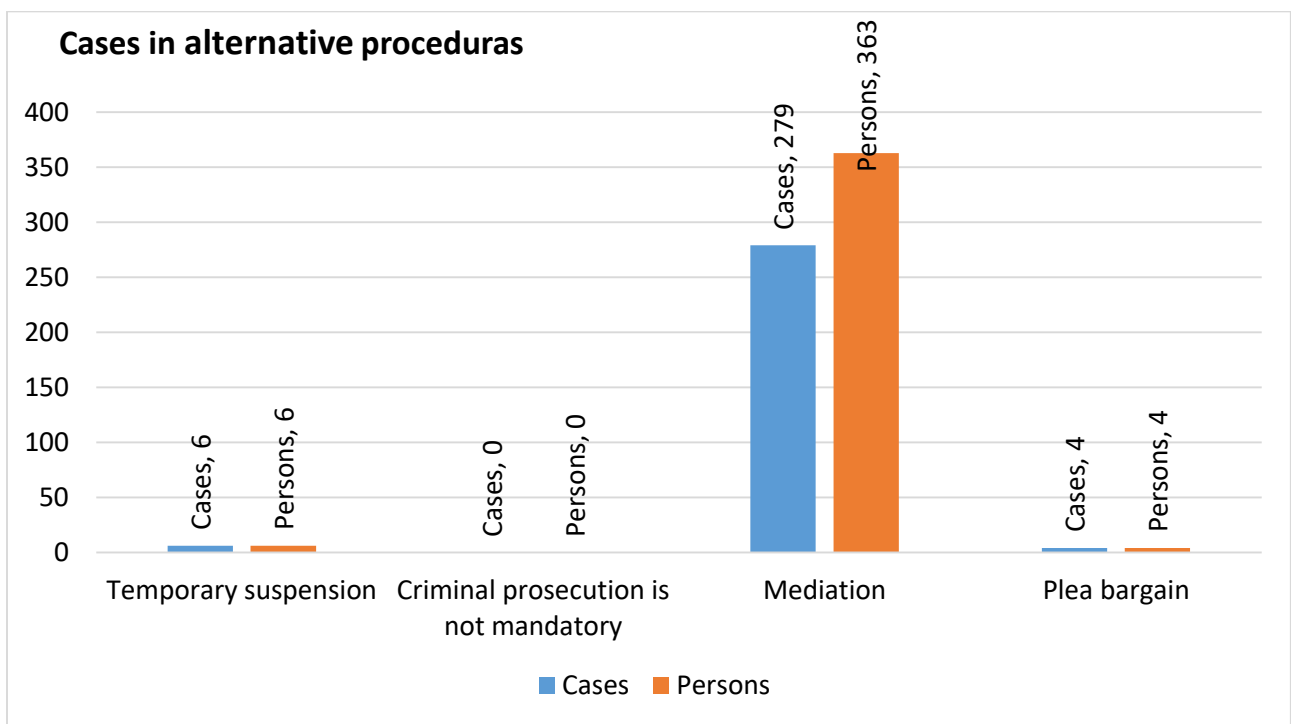
In BP of Gjakova has resolved 1,740 cases or 56.16% *more* than incoming, or 35, 02% of active cases.

In total BP of Gjakova has resolved 1,740 cases or 56.16% less than incoming cases, or 35.02% of active cases:



Graph 50: The overview of the cases transferred, resolved and unresolved in the Gjakova during 2021 and 2022

Cases resolved via alternative procedure:



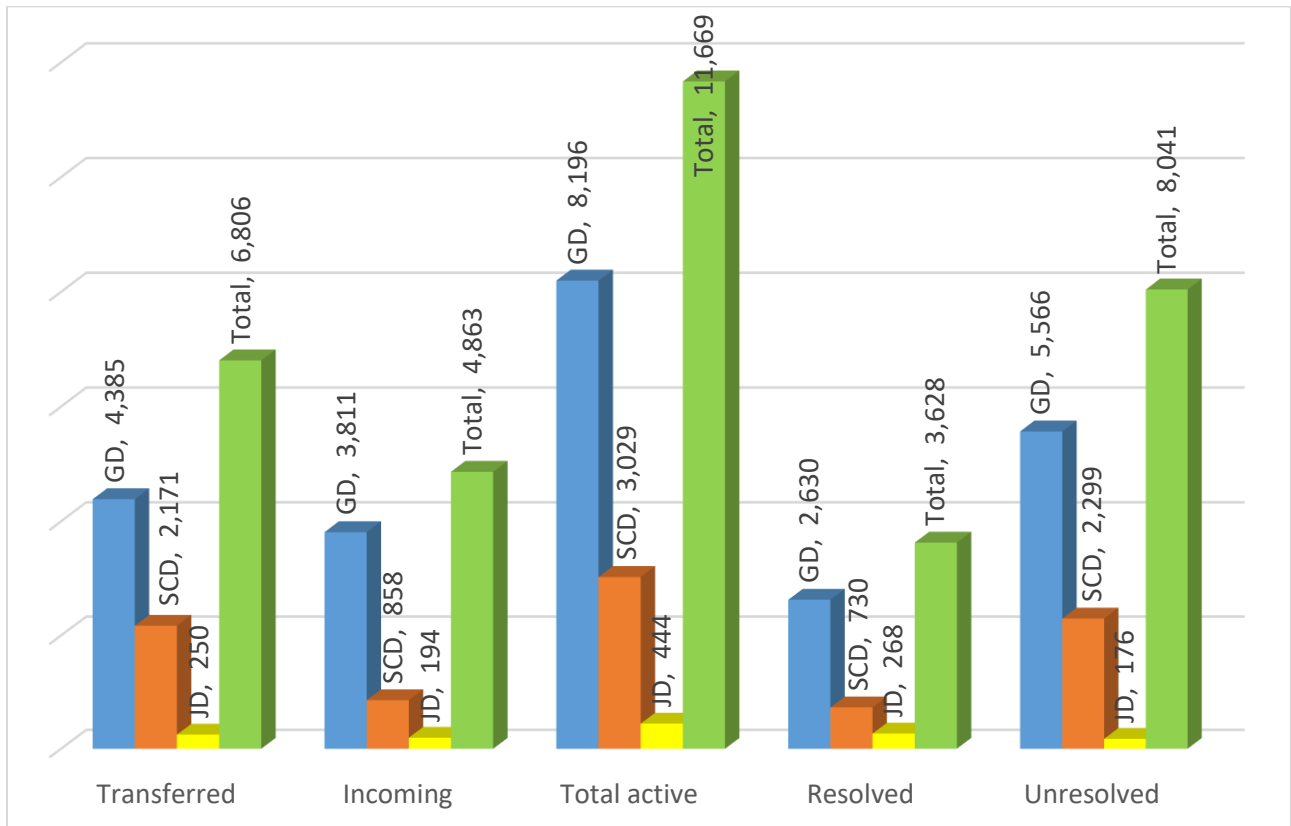
Graph 51: cases resolved by alternative procedure in BP Gjakova

Whereas regarding the punitive orders, BP of Gjakova had resolved 139 cases.

6.10 Basic Prosecution in Mitrovica

The Basic Prosecution Office in Mitrovica during 2022 had active total of 11,669 criminal reports, of which according to the departments the situation is as follows:

Active and resolved cases by departments



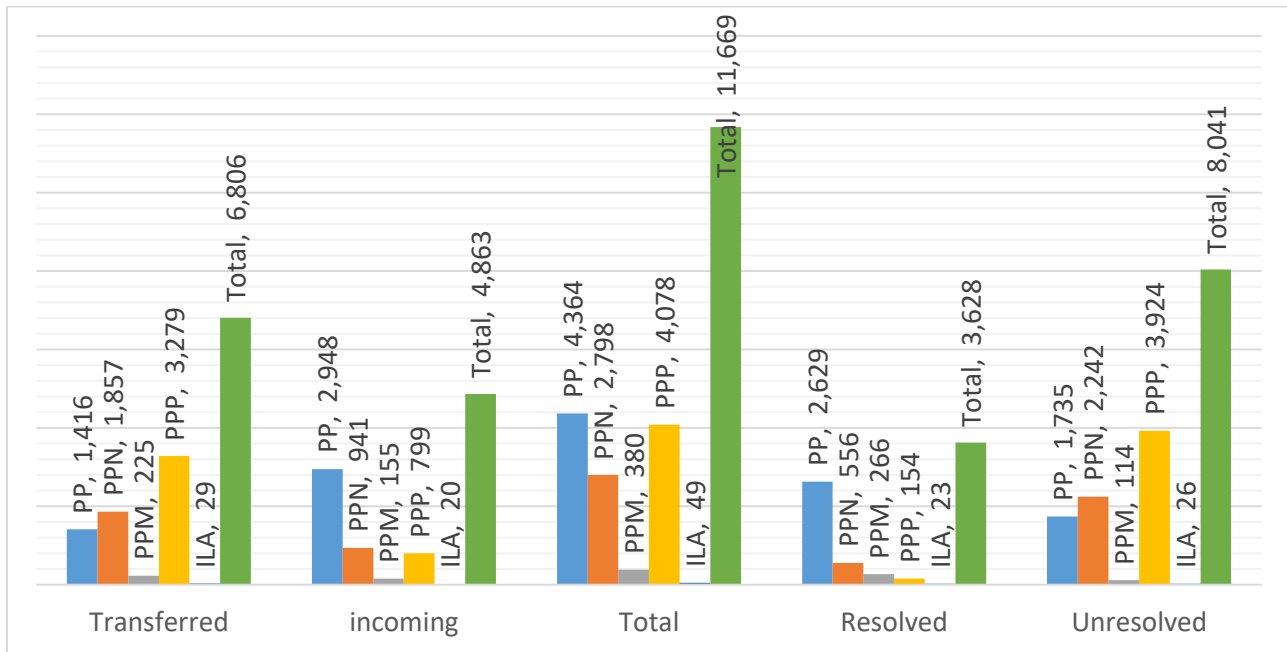
Graph 52: Active and resolved cases by departments at the BP of Mitrovica

These data indicate that the Basic Prosecution in Prizren in the GD has resolved 1.181 *less* cases than incoming or 69.01% of the incoming cases. Generally in the GD, BP Mitrovica has resolved 2,630 cases or 32.08% of the cases have had active.

In DSC, 128 cases were resolved *less* than incoming or 85.08% of the incoming cases. Generally in SCD, BP Mitrovica has resolved 730 cases, or 24.10% of the cases that have been in work.

JD has conducted 74 cases *more* than it has incoming or 138.14% of the cases it has incoming. In JD 730 cases were resolved in total or 164.41% of cases that were active.

Active and resolved cases by registers



Graph 53: Active and resolved cases by departments at the BP of Mitrovica

Based on these graphs we can conclude that at BP Mitrovica, 319 cases *less* than incoming, or 89.17% of cases were resolved of all incoming cases. In total 2,629 cases were resolved or 60.24% of all active cases.

In the PPN register 385 cases were resolved *less* than incoming or 59.08% of incoming cases active. Calculated with the total number of cases that were active, 19.87% of all active cases were resolved.

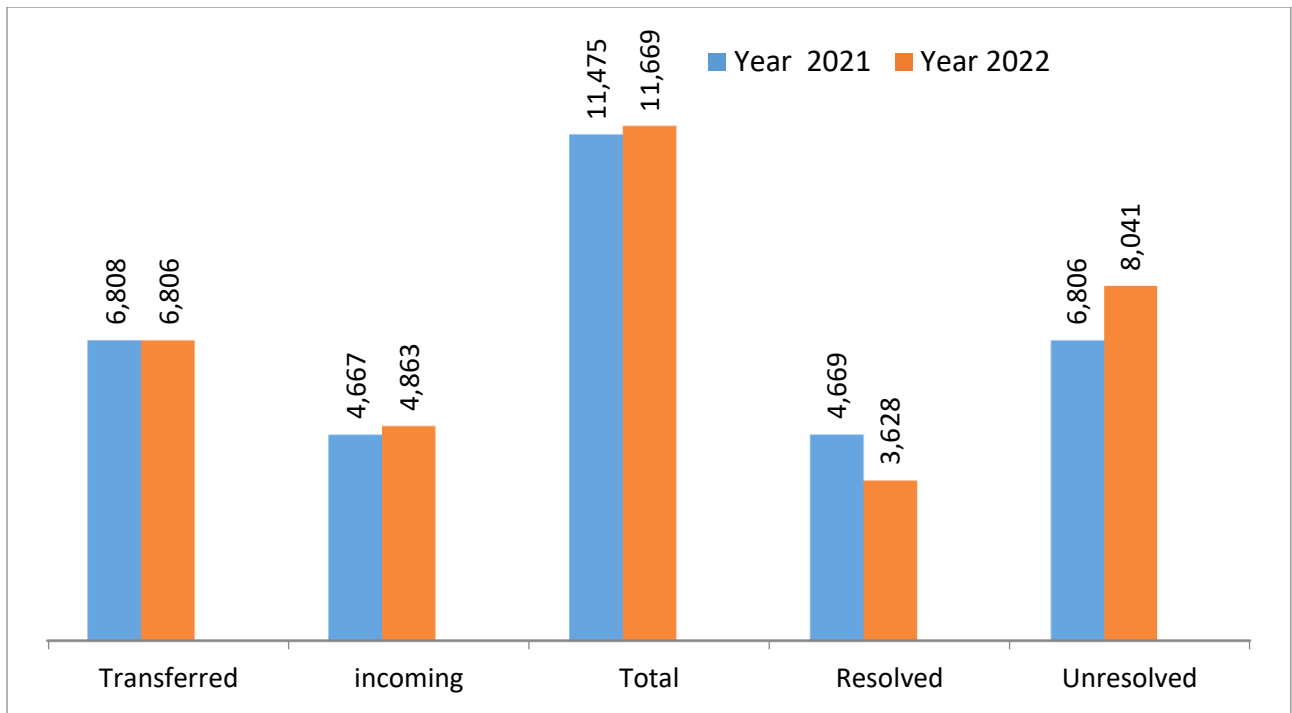
In the PPM register 111 cases were resolved *more* than incoming cases or 171.61% of incoming cases active, whereas calculated with total cases, 70% have been resolved of active cases.

In the PPP register, 645 cases were resolved *less* or 19.27% of cases that were active or 3.77% of all active cases.

In the ILA register 3 cases were resolved *more* than incoming or 115% of incoming cases, or 46.93% of all incoming cases active.

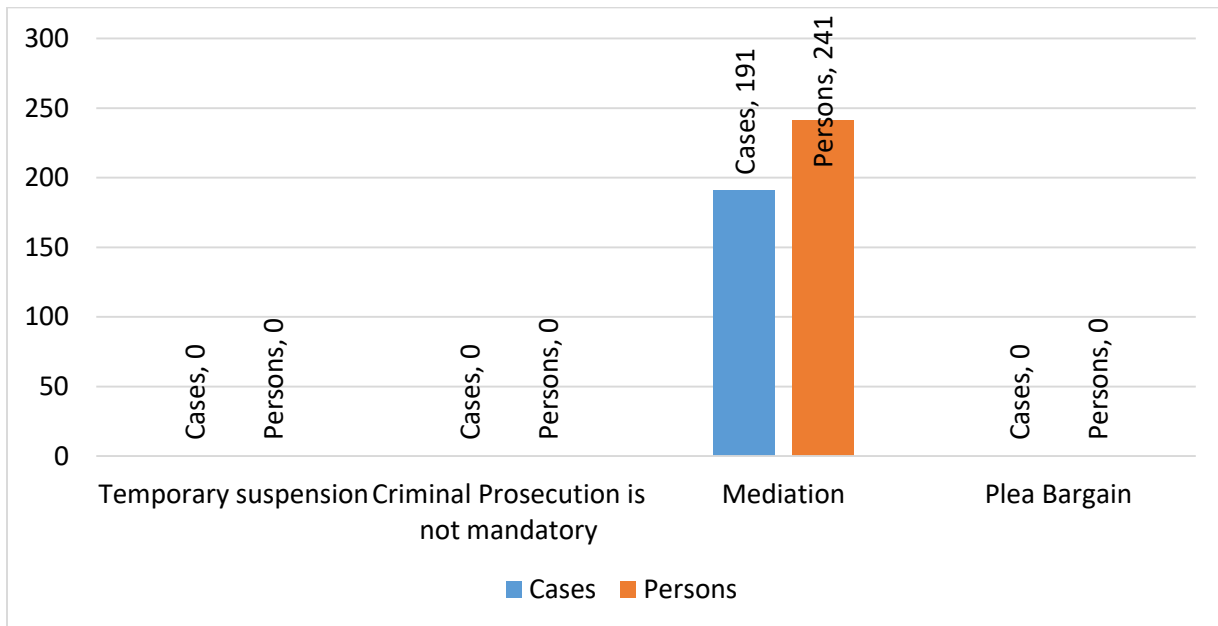
In BP of Mitrovica has resolved 1.235 cases or 74.60% *less* than incoming, or 31,09% of active cases.

If we compare cases at the BP of Mitrovica to the same period 2021 and 2022, we will have the following data:



Graph 54: The overview of the cases transferred, resolved and unresolved in the BP Mitrovica during 2021 and 2022

Resolved cases in alternative procedures



Graph 55: cases resolved by alternative procedure in BP Mitrovica

Whereas regarding the punitive orders, BP of Mitrovica had resolved 515 cases.

7. Criminal Reports by the departments within the basic prosecution offices

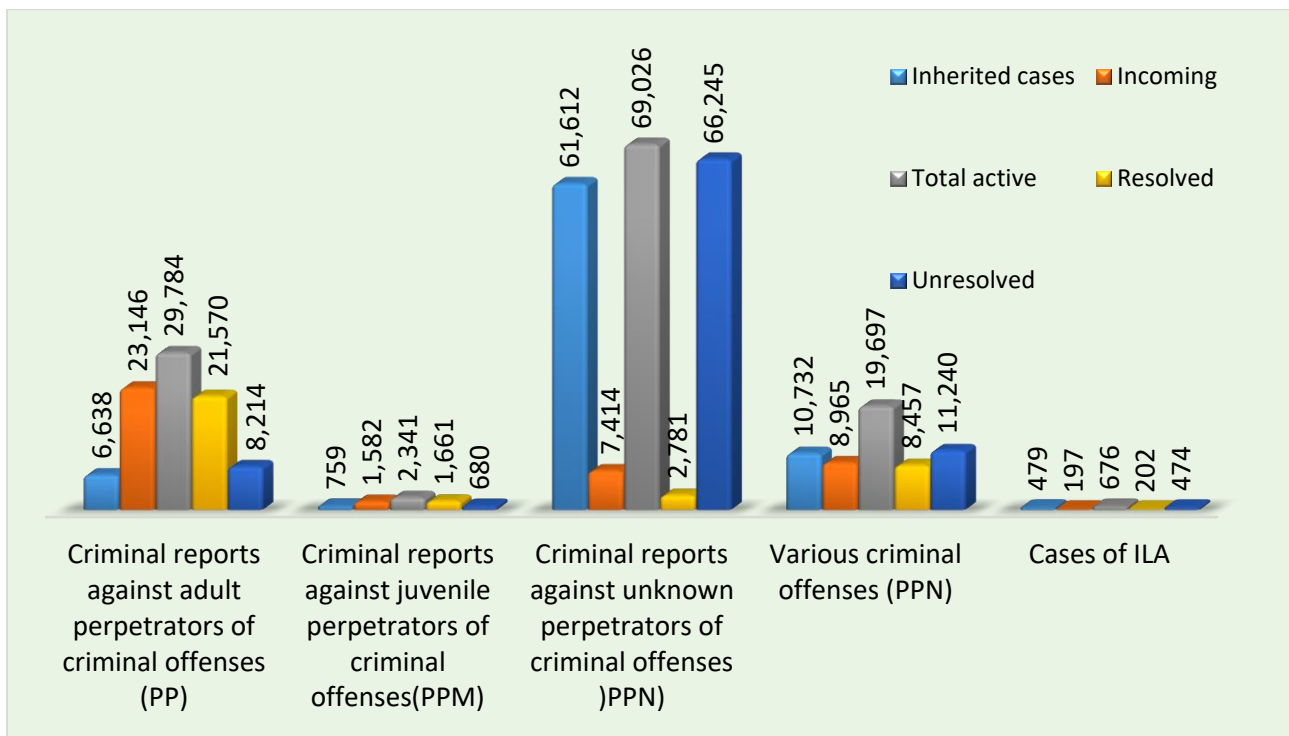
During 2022, BP offices had active 121,524 criminal reports (PP, PPM, NJN, PPN, and PPP) included those inherited from the previous years.

The following is an overview of criminal reports – incoming active, resolved and unresolved:

- Inherited at the beginning of the reporting period were 80,220 or 66.01%, criminal;
- Incoming active 41,304 or 33.98%, criminal reports (PP, PPM, NJN, PPN, PPP);
- Resolved or proceeded at competent bodies 34,671 or 28.53% criminal reports or 6,633 more than incoming;
- Unresolved at the end of the reporting period 86,853 or 71.46% of criminal reports (by the total number of the reports – active cases).

From this it results that in addition to the cases they have incoming, 6,633 less than incoming cases (cases inherited from previous years), while regarding the resolving of the cases of **adult perpetrators (PP)**, prosecutors have resolved 21,570 criminal reports or 6.80% less than they have incoming.

The following is an overview of the total number of criminal reports - criminal cases in Basic Prosecution Offices:

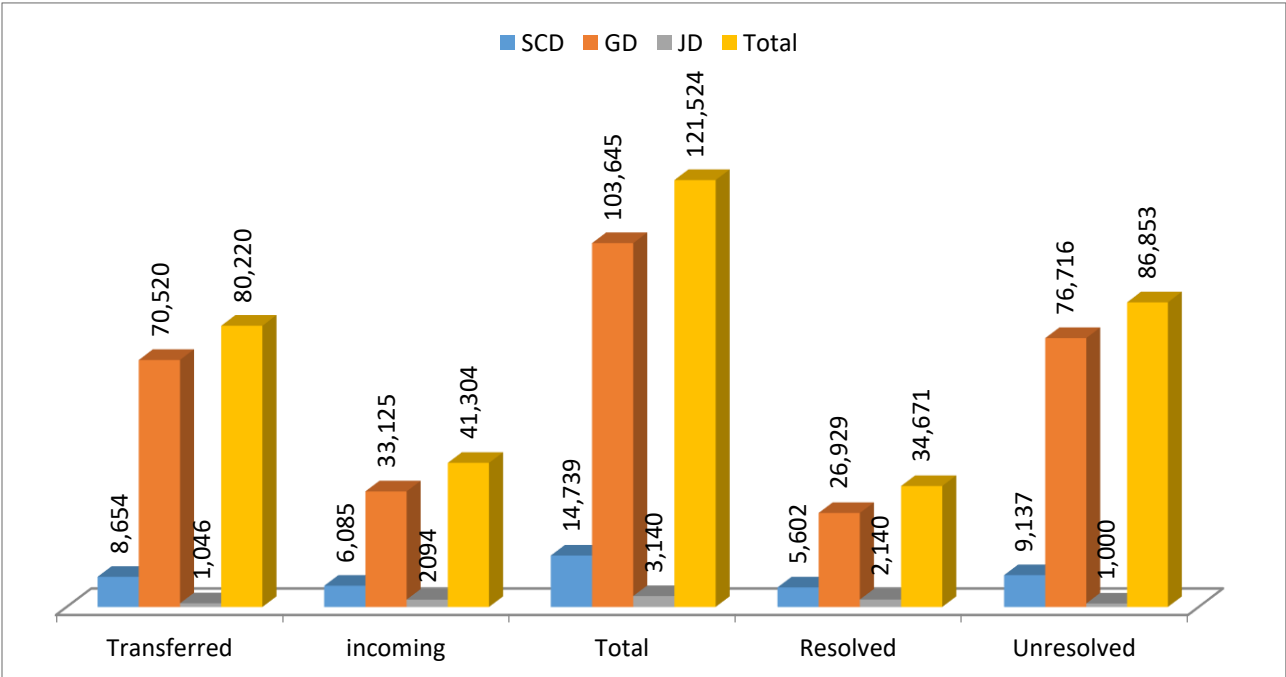


Graph 56: Criminal reports - criminal cases in SCD, JD and GD of all basic prosecutions offices (PP, PPM, NJN, PPN, PPP)

Criminal reports - criminal active cases (121,524) belong to:

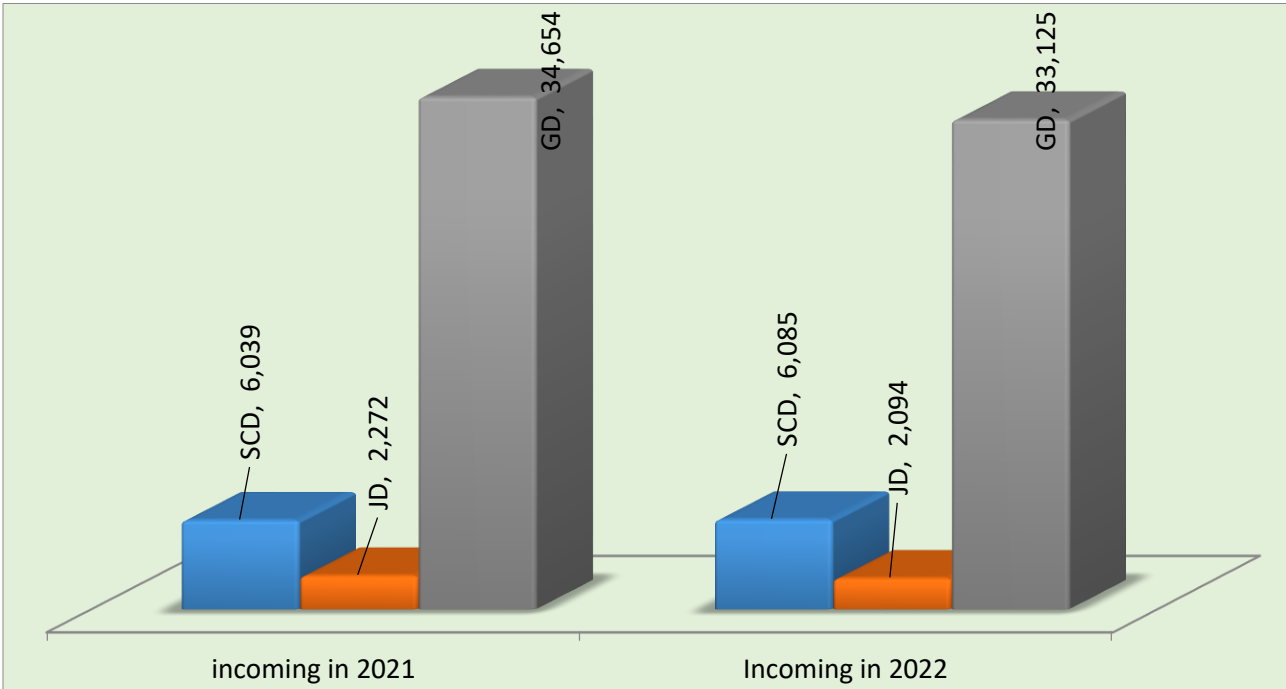
- Serious crimes departments 14,739 or 12.12%;
- Juvenile Departments 3,140 or 2.58% and
- General Departments 103,645 or 85.28%.

Criminal reports - criminal active cases, resolved and unresolved by the end of 2022, by the BPs departments appear as follows:



Graph 57: The structure of criminal reports - criminal cases unresolved and incoming active, according to BPs departments, looks like the following:

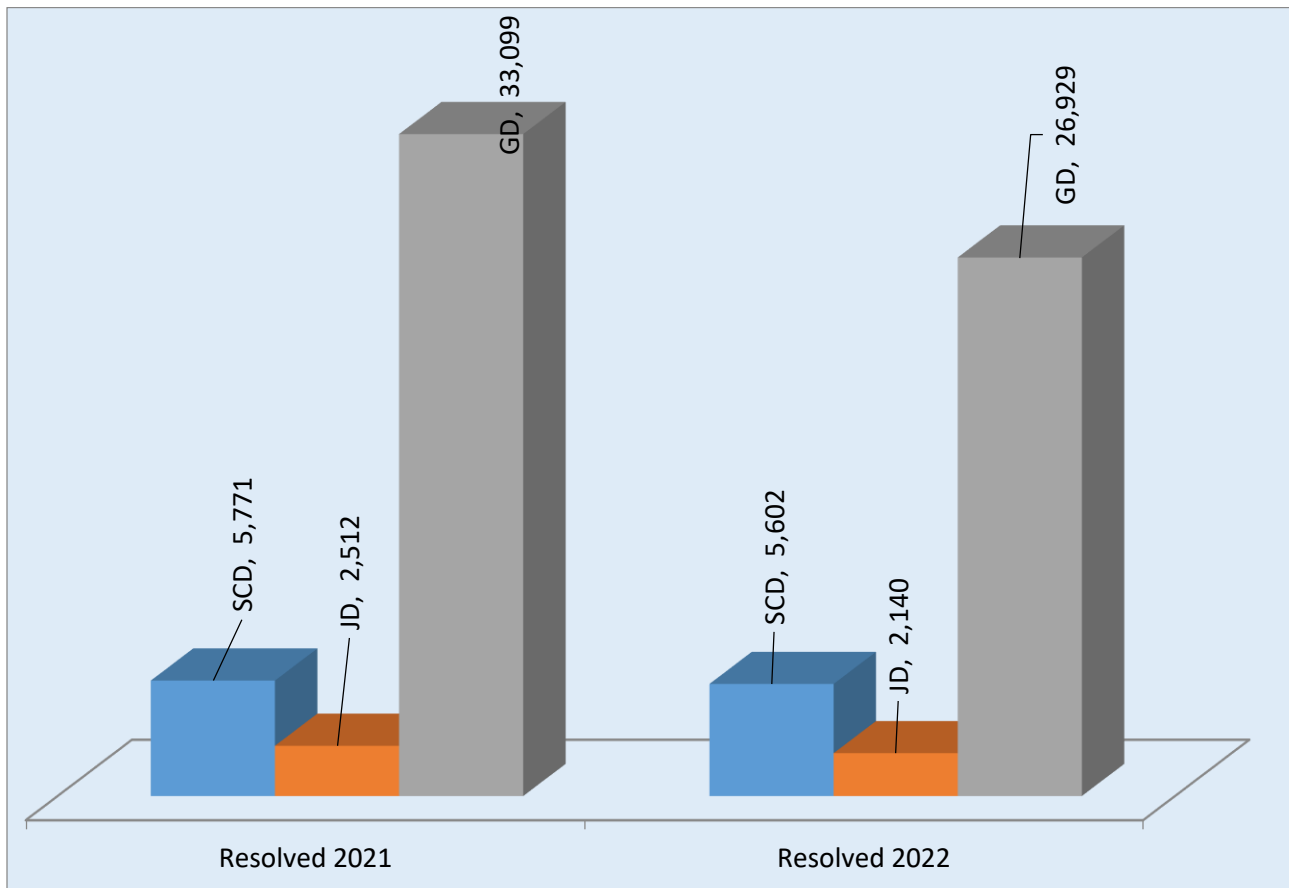
The following charts shows differences in the number of courses incoming in the three BP departments over the years 2021 and 2022.



Graph 58: Difference in the number of criminal reports - incoming cases in three departments during 2021 and 2022.

- The number of criminal reports (SCD) incoming active 2021 during the 2022, compared to the same period of 2020, *has increased* for 46 criminal reports or 0.76%.
- The number of criminal reports (JD) incoming active during 2022, compared to the same period of 2021, *has decreased* to 178 criminal reports or 34.84%.
- The number of criminal reports (GD) active during 2022, compared to the same period of 2021, *has decreased* to 1.529 criminal reports or 35.11%.
- The total number of criminal reports in BPs incoming active during 2022, compared to the same period of 2021, *has decreased* to 1.661 criminal reports or 22.34%.

The difference in the number of cases resolved in the three BPs departments over the years 2021 and 2022 is as follows:

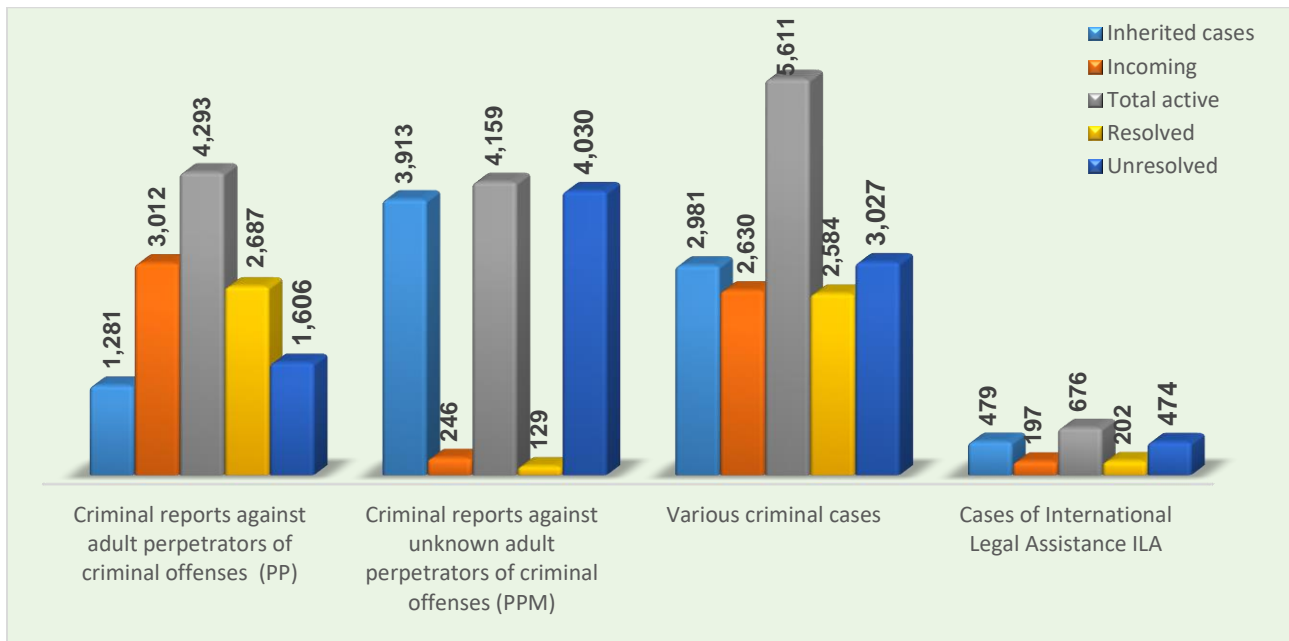


Graph 59: The difference in the number of cases resolved in the three departments during 2021 and 2022

- The various number of criminal cases of BPs (SCD) of incoming active during 2022, compared to the same period of 2021 *has decreased* to 169 criminal charges or 2.92%;
- The various number of criminal cases/reports of BPs (MD) of resolved active during 2022, compared to the same period of 2021 *has decreased* to 372 criminal charges or 58.94%;
- The various number of criminal cases of BPs (GP) of incoming active during 2022, compared to the same period of 2021 *has decreased* to 6.170 criminal charges or 18.64%.
- Total various number of criminal cases of BPs (SCD) of resolved during 2022, compared to the same period of 2021 *has decreased* to 6.711 criminal charges or 16.21% of cases.

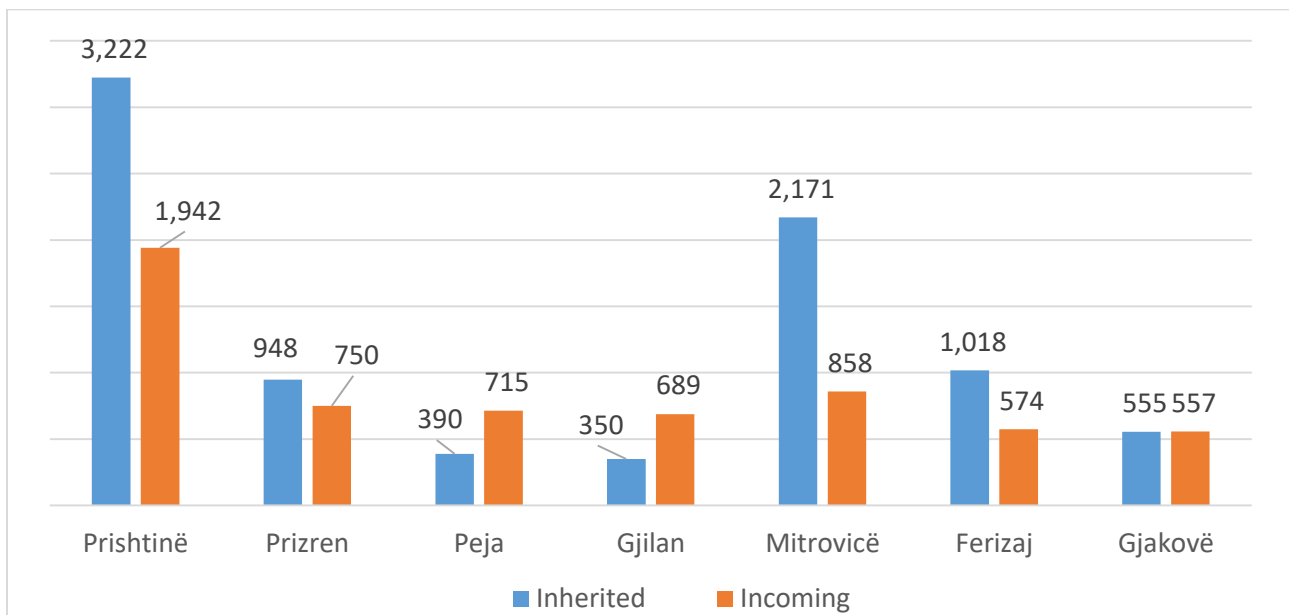
7.1 Departments of Serious Crimes of Basic Prosecution Offices

During the reporting period, DSC of BPs had active in total 14,739 Criminal reports, as it will be presented in the following graph which includes all registers:



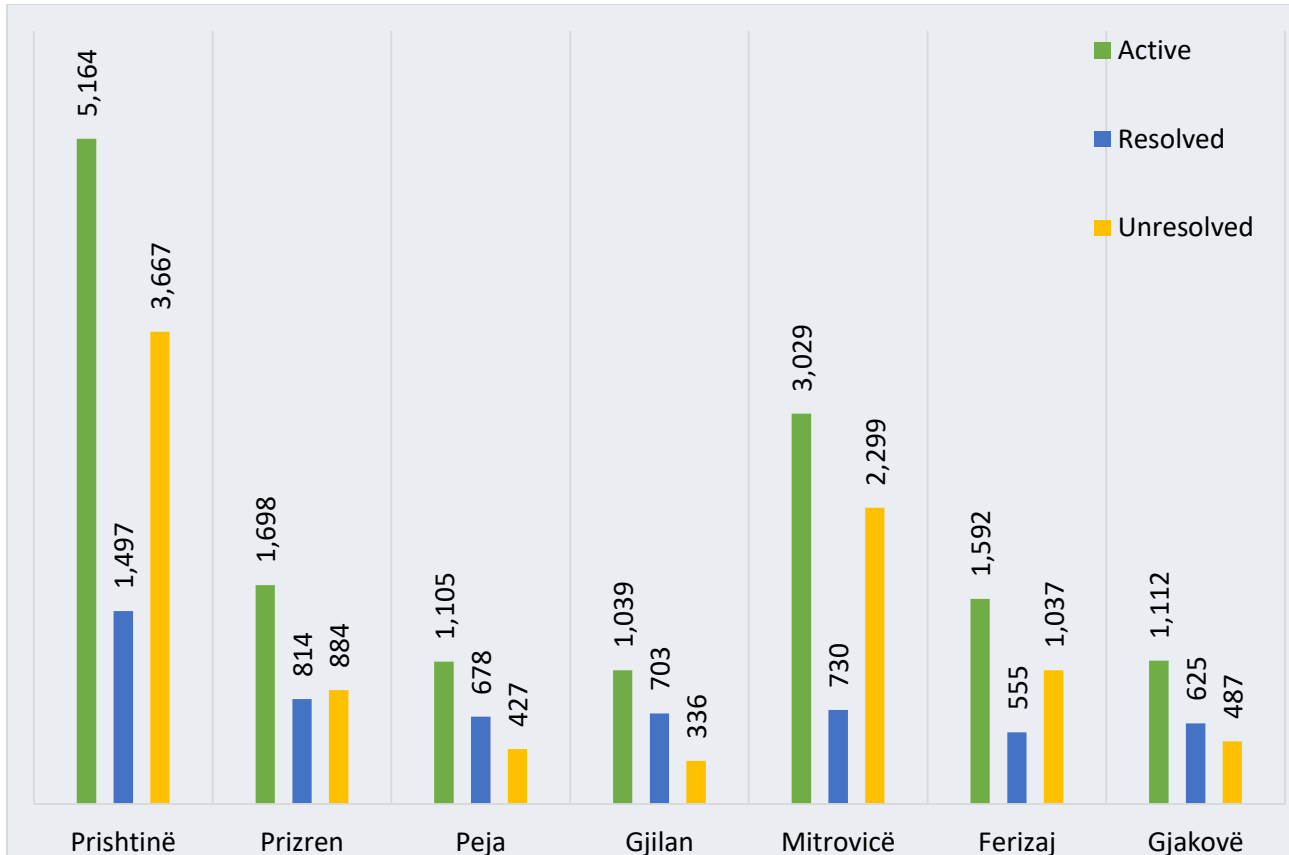
Graph 60: Criminal reports - cases (54,496 in total) in SCD, JD and GD of all basic prosecutions (PP, PPM, NJN, PPN, PPP)

The following reflects the number of criminal reports - unresolved criminal cases at the beginning of 2022, and the number of those incoming active during the reporting period for each DSC of BPs.



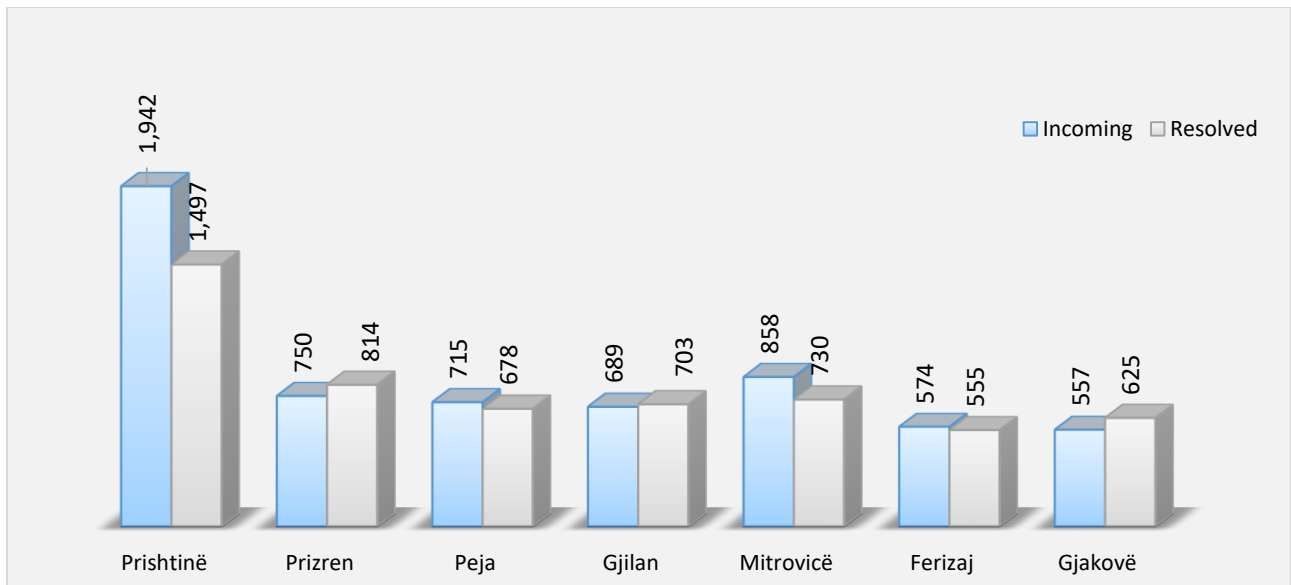
Graph 61: Criminal reports/cases inherited from the beginning of the reporting period and incoming cases 2022

The following chart reflects all types of criminal reports - criminal active cases, reresolved and those remaining at the end of the reporting period for each DSC of BPs.



Graph 62: Criminal Offenses - Criminal Offenses active, resolved and pending for each Prosecution Office during 2022

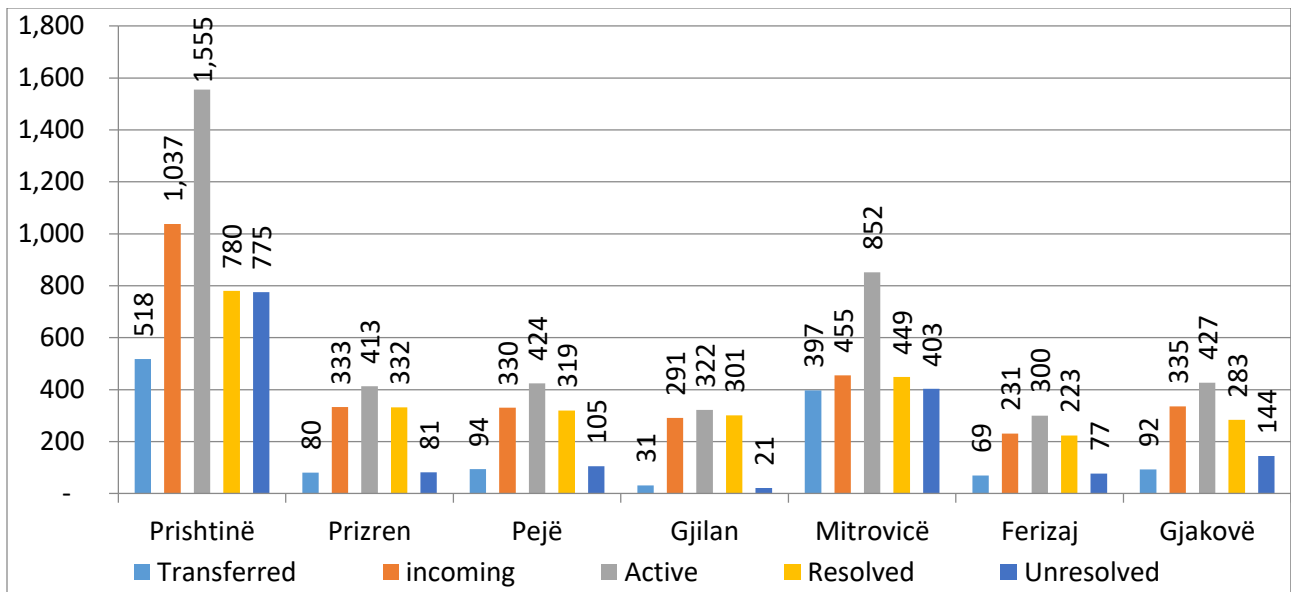
The following reflects the number of criminal reports incoming and resolved during 2022, for each BP.



Graph 63: Incoming Criminal reports - cases and resolved in 2022

According to above mentioned data, it results that 31.91% of criminal reports - incoming cases active belong to DSC in BP of Pristina, while 68.09% belong to DSCs of other BPs.

The following chart reflects the criminal reports for adult perpetrators (PP) inherited from the previous, incoming, active, resolved and remaining reports at the end of the reporting period for each SCD of BPs.



Graph 64: Criminal reports of adult perpetrators (PP) inherited from the previous year, incoming, active, resolved and the remaining ones at the end of the reporting period for each DSC of BPs.

Unresolved Criminal reports- cases at the end of 2022, compared to the same period of 2021, and in SCD of BPs has increased to 483 criminal reports-cases or for 5.58%

7.1.1. Method of resolving criminal reports of adult perpetrators of criminal offenses by serious crime departments of basic prosecutions offices

Of the criminal reports that were active (4,293 with 9,678 persons), DSC prosecutors resolved 2,687 criminal reports or 62, 59% with 5,101 persons.

Criminal reports that have been in work have been resolved by prosecutors in these ways:

- Direct indictments have resolved 16 or 0.31% of persons;
- With the dismissal of criminal reports 1,464 were resolved or 28.70% of persons.

The investigation procedure was opened to 3,918 persons. Cases of 364 or 9.29% of persons have been unresolved investigations from the previous period, while 3,554 or 90.70% of the persons investigating the decision were taken during the reporting period:

After completion of the investigation:

- The indictments filed against 2,407 or 47.18%, persons;
- The investigations dismissed against 921 or 18.05%, persons;
- Transfer of cases to other competence 293 persons or 5.76%..
- They have rejected the indictments against 0 persons or 0,0%, and
- Proposals for imposing mandatory treatment measures against 0 persons or 0.00.

During the reporting period, DSC prosecutors filed 659 requests for detention, from which the courts approved 548 or 88.54% of them.

7.1.2 Court decisions compared to indictments filed by prosecutors

During this period, the DSC of the Basic Courts, ruled out according to the indictments filed by the prosecutors of the DSC of the BPs, 1,715 judicial decisions were issued, as follows, by:

- With condemnatory Judgment 1,572 persons or 91.66%
- Provisional measures of mandatory treatment imposed against 2 persons or 0,11%;
- Indictment dismissed against 24 persons or 1,39%
- Indictment rejected against 35 persons or 2.04%
- Acquitted of charges 81 people or 4.74% and
- Termination of procedure due to statute of limitation of 1 cases or 0.06% of persons;

DSC prosecutors have filed 412 appeals against court decisions, of which 320 or 77.66% of complaints were filed only because of the decision on punishment. 88 or 21.35%. of these appeals have been approved or 25.34%.

7.2 Juvenile departments of Basic Prosecution Offices

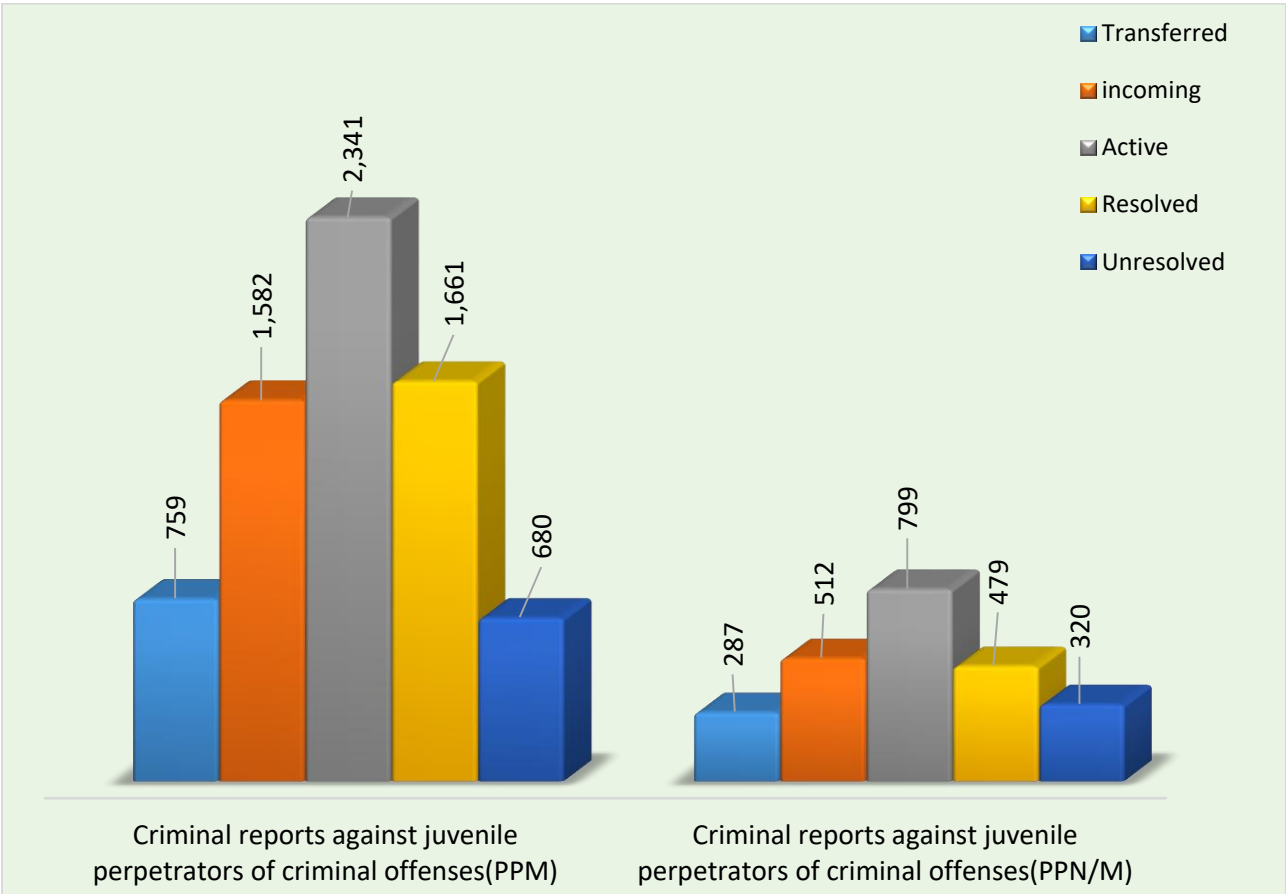
During the reporting period, JDs of BPs had a total of 3,140 criminal reports, of which:

- Inherited at the beginning of the reporting period were 1,046 or 33.33% criminal reports - cases;
- Incoming active are 2,094 or 66.66% of criminal reports - cases;

- Resolved 2,140 or 68.13% of criminal reports - cases and
- Unresolved at the end of the reporting period 1,000 or 31.86% of criminal reports - cases.

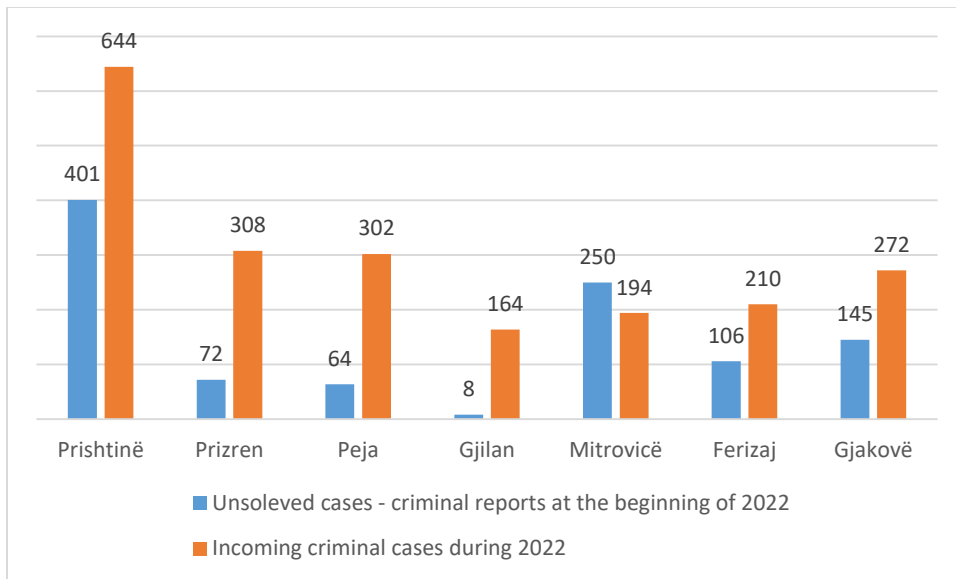
If we take into account only the number of incoming cases in this period, JDs of BPs have managed to resolve 46 criminal reports/cases or 102.19%, less criminal reports/cases than they have incoming.

Following reflects the total number of criminal reports - criminal cases in JD of all basic prosecution offices:



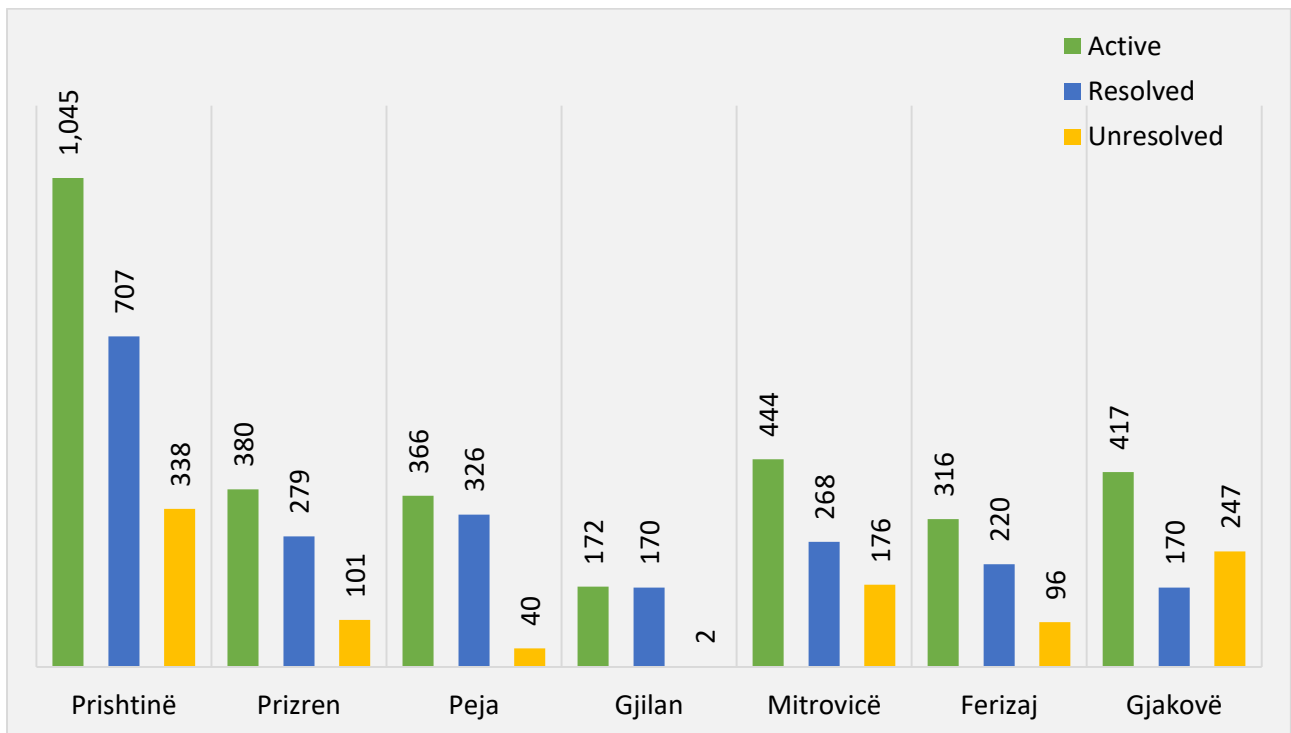
Graph 65: Criminal reports - criminal cases (54,496 in total) in SCD, JD and GD of all basic prosecutions (PP, PPM, NJN, PPN, PPP)

The following charts reflect the number of unresolved criminal reports in early 2022 and those incoming active in JD of BPs during the reporting period in JDs of BPs (PPM and PPN/M).



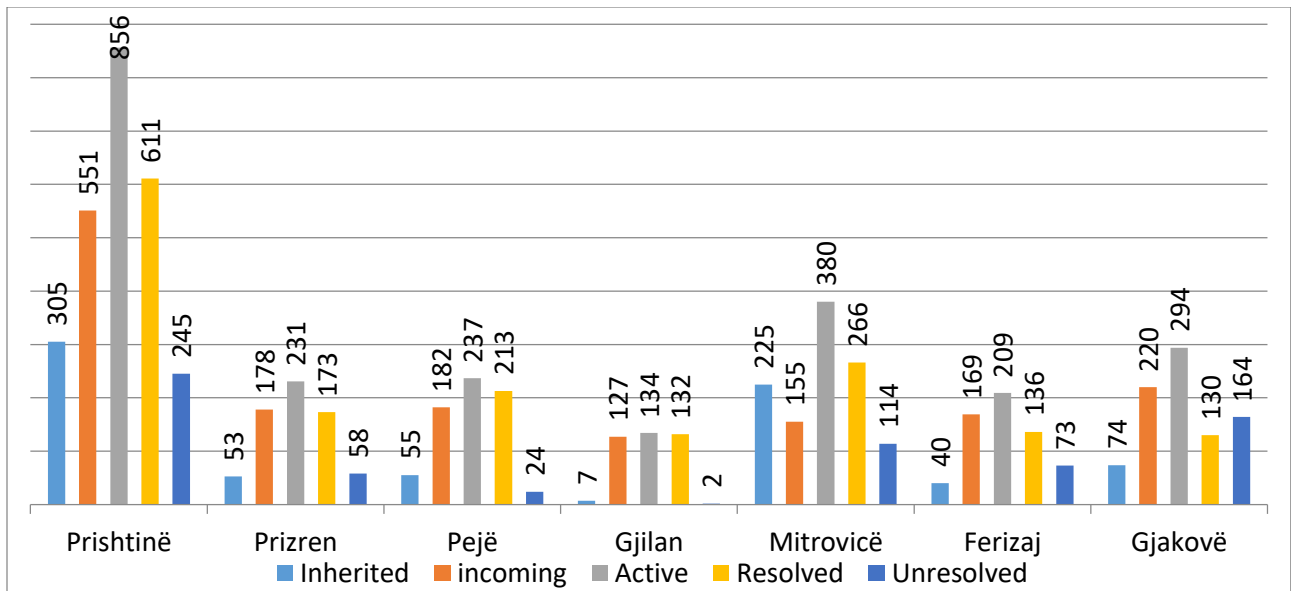
Graph 66: Criminal Offenses - unresolved criminal cases at the beginning and incoming during 2022 in JD of BPs.

The following chart reflects all types of criminal reports - criminal active cases, resolved and those remaining at the end of the reporting period for each JD of BPs.



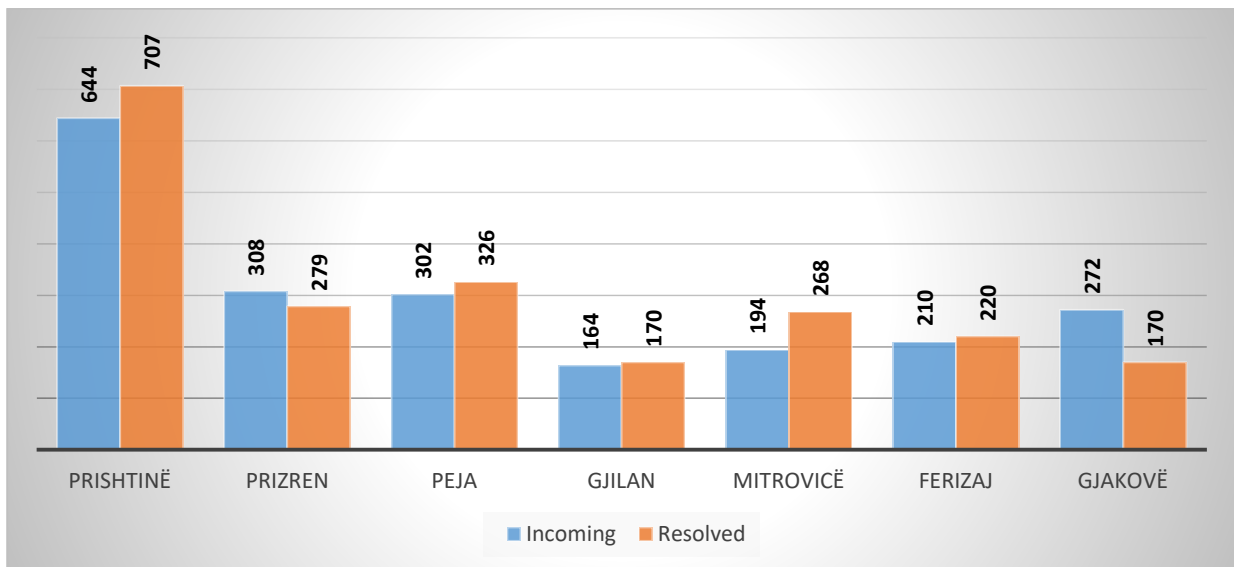
Graph 67: Criminal reports - criminal active cases, resolved and unresolved at the end of the period in JD of BPs.

The following chart reflects criminal reports of juvenile offenders (PPM) inherited from the previous year, incoming, active, resolved and the remaining at the end of the reporting period for each JD of the BPs.



Graph 68: Criminal reports for juvenile perpetrators (PPM) inherited from the previous, incoming, active, resolved and remaining reports at the end of the reporting period for each JD of the BPs.

The graph below shows the number of criminal reports incoming and resolved in 2022 for each GD of BPs.



Graph 69: Criminal reports- cases Incoming and resolved in 2022, for each JD of the BP

The number of criminal reports - unresolved criminal cases at the end of 2022, compared to the same period of 2021, has decreased by 46 or 4.39%.

7.2.1 Method of resolving criminal reports of juvenile perpetrators in juvenile departments of Basic Prosecution Offices

Out of 2,341 criminal reports for juveniles with 3,639 persons who were active during this period, the prosecutors of JD of BP have resolved 1.661 criminal reports with 2,477 juvenile persons, proposing rulings for initiating preparatory proceedings against 1,498 juveniles:

- For 389 or 15.70% of persons the prosecutor has decided not to start the preparatory procedure (Article 56 of the Criminal Procedure Code) the principle of opportunity;
- For 29 or 1.17% of juveniles were proposed in the mediation procedure;
- For 182 or 7.34% of minors preparatory procedure is terminated;
- For 434 or 17.54% of juvenile offenders, the criminal report was rejected;
- For 207 or 8.35%, juvenile persons are proposing to impose institutional measures;
- For 177 or 7.14%, juvenile offenders have been proposed to impose disciplinary measures;
- For 624 or 25.19% of juveniles it is proposed to impose an additional surveillance measure;
- For 282 or 11.38%, juvenile persons are proposing to impose institutional measures;
- For 1 or 0.04% of minors was proposed to impose fines;
- For 18 or 0.74% of juvenile offenders, a general and community service order was proposed
- For 24 or 0.96% of juveniles it is proposed to impose juvenile imprisonment;
- For 23 or 0.94% of juveniles it is proposed to impose the measure of compulsory treatment;
- For 87 or 3.51% of juvenile offenders, cases have been resolved in another way (Cession, etc.).

7.2.2. Judicial decisions regarding the proposals of Juvenile Prosecutors

JD of the Basic Courts, acting on the proposals of the prosecutors of JDs of BPs, against 920 persons has taken these verdicts:

- Judgments for the punishment of juvenile offenders were taken against 83 or 9.02% of persons;
- Rulings for imposing the educational measure were taken against 715 or 77.73% of persons;
- Diversity measures have been imposed against 8 or 0.86% of persons and
- Rulings for the termination of juvenile proceedings were taken against 114 or 12.39% of persons.

Prosecutors of JD have filed 27 appeals against court decisions, 11 related to the sentence of punishment, whereas only 1 has been approved or 0.03%,

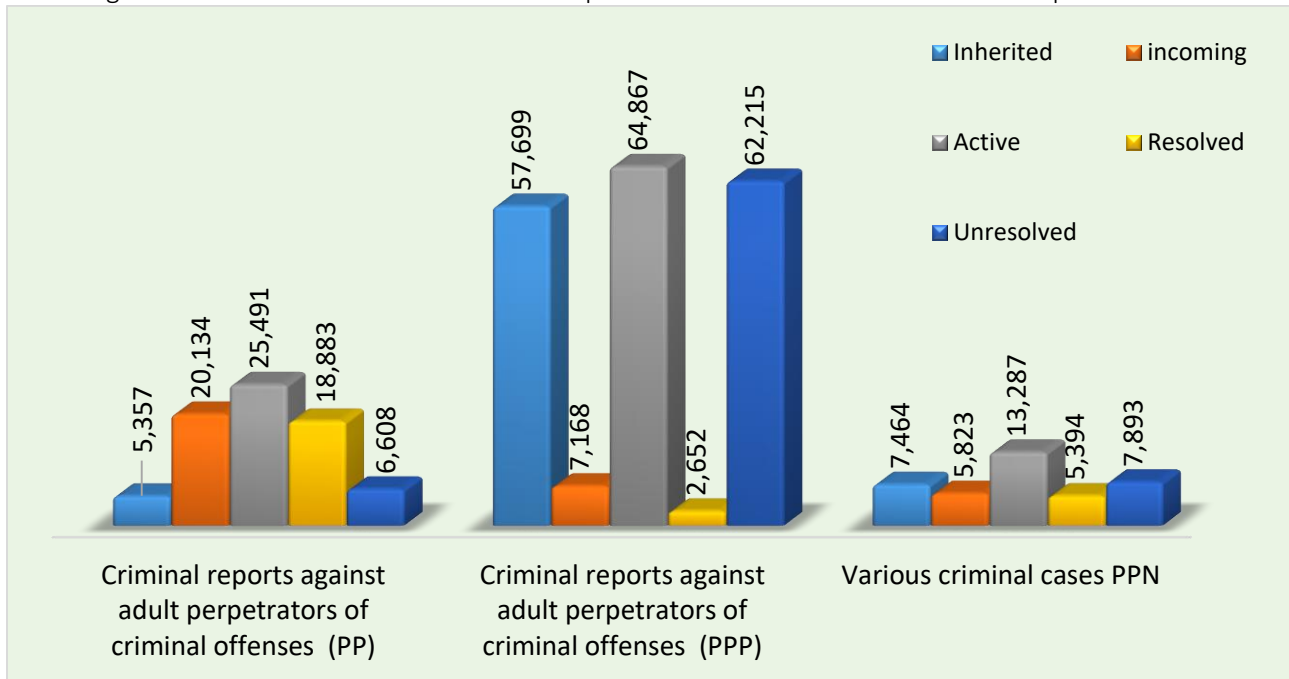
7.3 General Departments of Basic Prosecutions

During the reporting period GD of BPs had a total of 103,645 criminal reports/active cases, of which:

- Inherited at the beginning of the reporting period were 70,520 or 68.03% criminal reports - cases;
- Incoming active are 33,125 or 31.97% of criminal reports - cases;
- Resolved 26,929 or 25.98% of criminal reports - criminal cases and
- Unresolved at the end of the reporting period 76,716 or 74.01% of criminal reports - criminal active cases.

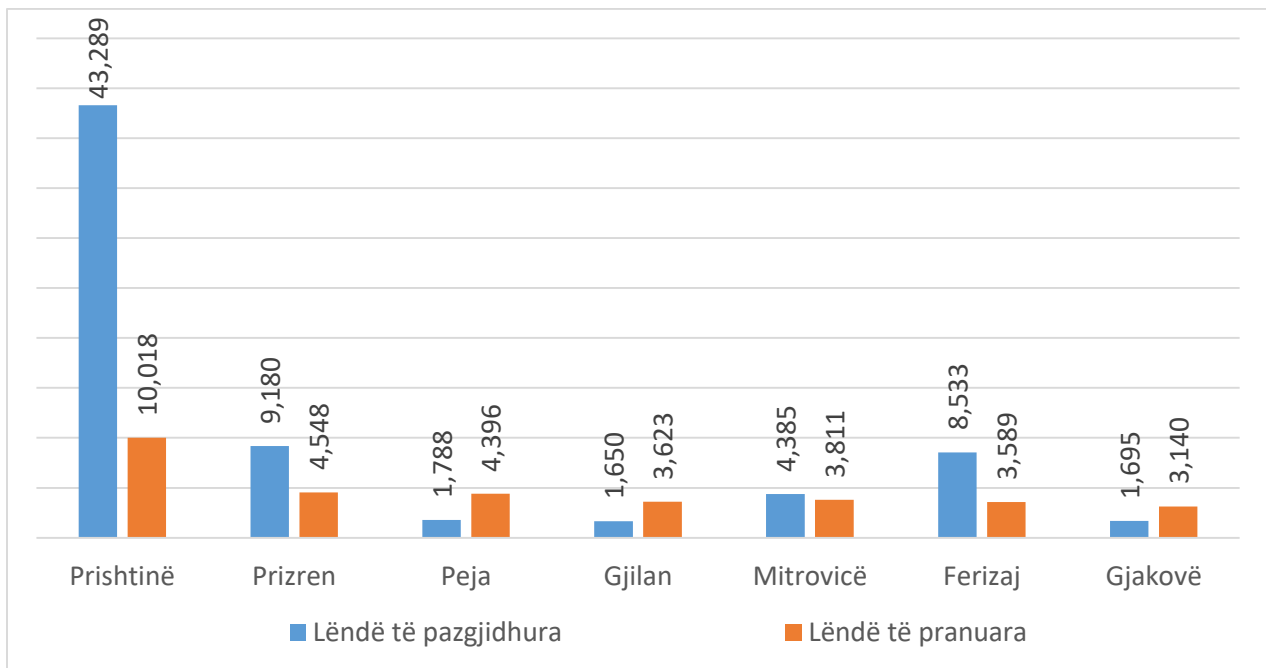
Based on the number of criminal reports - incoming cases in this period, GD of the BPs managed to resolve 6,196 or 81.29% more criminal reports than they have incoming active or 25.98% of active cases.

Following reflects the total number of criminal reports - criminal cases in GDs of all basic prosecution offices:



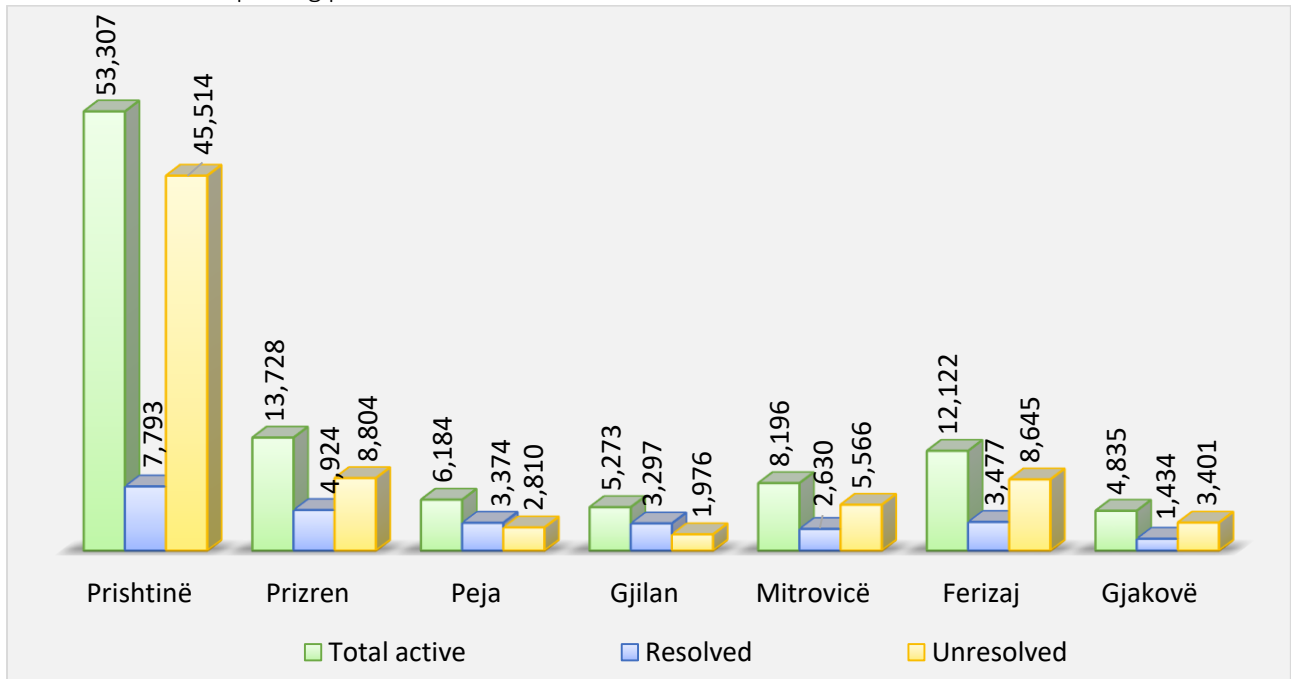
Graph 70: Criminal reports - criminal cases (54,496 in total) in SCD, JD and GD of all basic prosecutions (PP, PPM, NJN, PPN, PPP)

The following reflects the number of criminal reports - unresolved criminal cases in early 2022 and incoming active during 2022 in GD of all basic prosecution offices:



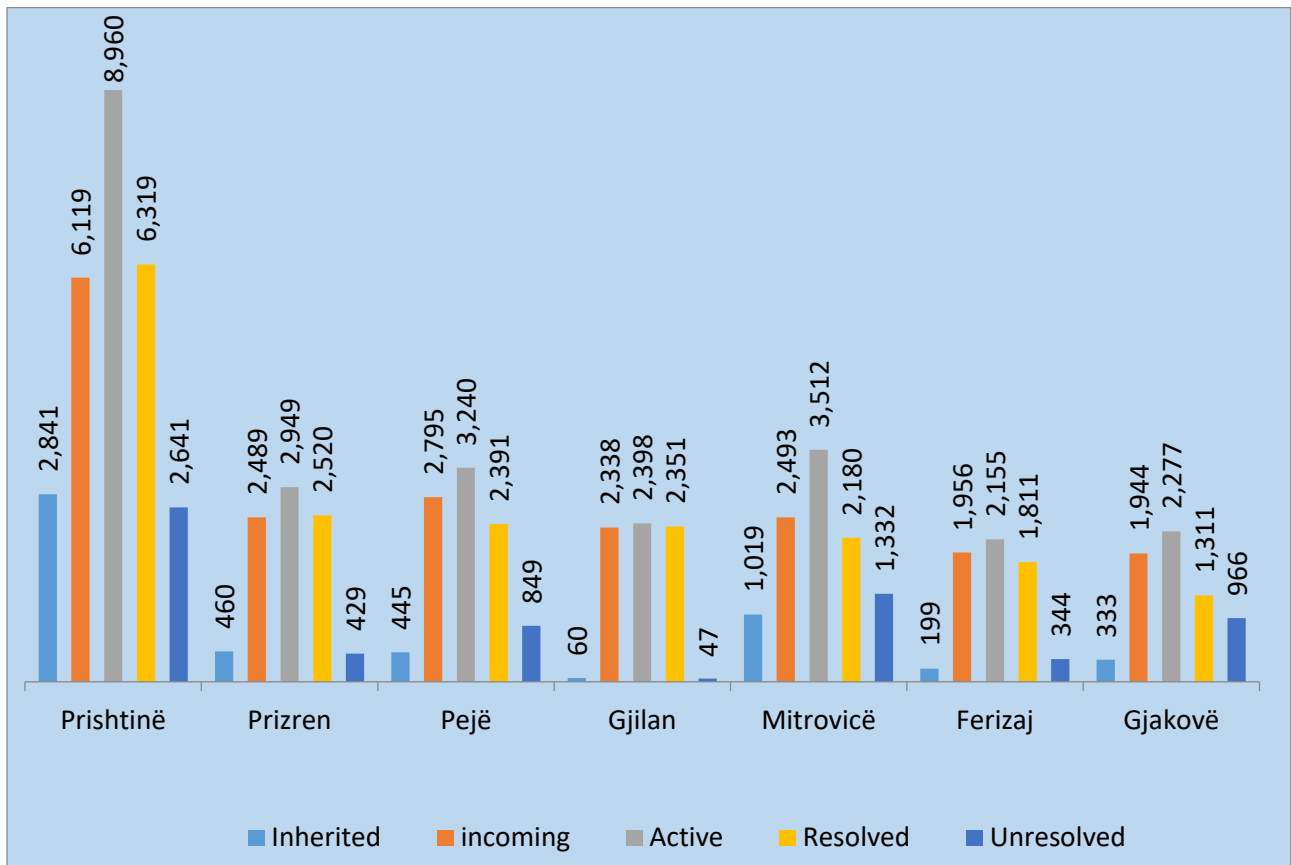
Graph 71: Criminal Offenses - unresolved criminal cases at the beginning of 2022 for GDs of BPs during 2022.

The following graph reflects all types of criminal reports - criminal active cases, resolved and those remaining at the end of the reporting period for each DSC of BPs.



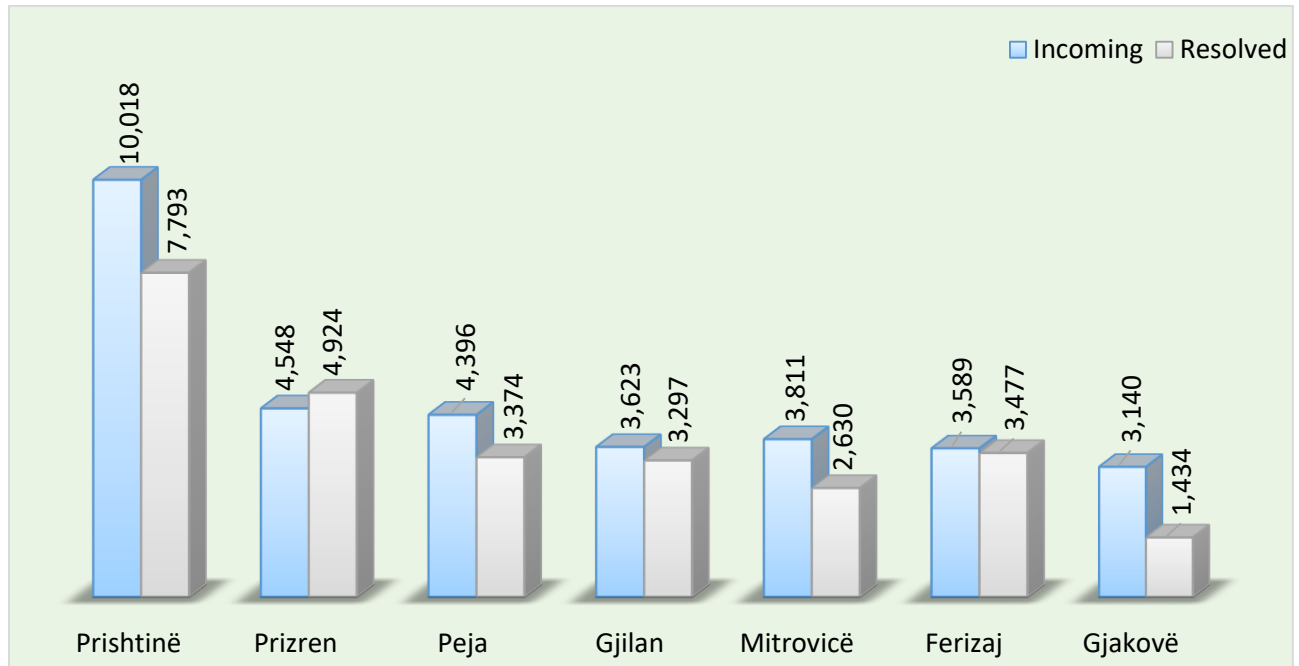
Graph 72: Criminal Offenses active resolved and unresolved in GDs of BPs

The following chart reflects the criminal reports for adults (PP) active, resolved and remained at the end of the reporting period for each GD of the BPs.



Graph 73: Criminal reports for adult offenders (PP) active, resolved and those remaining at the end of the reporting period for each GD of the BPs.

The graph below shows the number of criminal reports incoming and resolved in 2022 for each GD of BPs.



Graph 74: Incoming Criminal reports - cases and resolved during 2022 for each GD of BP

The number of unresolved criminal reports-cases at the end of 2022, compared with the same period of 2021, has decreased for 6,196 criminal reports or 8.78%.

7.3.1 6.3.3. The way of resolving criminal reports of adult perpetrators of criminal offenses (PP) by the general departments of the Basic Prosecution Offices

In the reporting period, GD of BP Offices had a total of 25,491 criminal reports with 36,909 persons with known perpetrators from PP register.

Out of the number of active cases 5,357 or 21.01%, there have been unresolved criminal reports from previous years whereas 20,134 or 78.98% were criminal reports that were incoming active during the reporting period.

From the number of criminal reports active, in the reporting period BPs managed to proceed to the competent bodies the courts 18,883 criminal reports against 22,338 persons.

Criminal Reports of 22,338 persons have been resolved as follows:

- By Direct indictments have resolved 8,226 or 36.82% of persons;
- By indictments requesting punitive orders, 3,179 or 14.23% of persons have been resolved ;
- With the dismissal of criminal reports 3,836 or 17.17% of persons were resolved - from the overall dismissals, 107 cases of 634 persons were sent to minor offense proceedings and
- With the proposal to impose measures for compulsory treatment cases of 138 or 0.63% of persons were resolved.

After completion of the investigation:

- The indictment was filed against 5,595 or 25.04% of persons;
- Investigations have been terminated against 896 or 4.01% of persons;
- During the reporting period, prosecutors transferred cases to competence for 466 or 2.10% of persons.
- Termination of procedure due to statute of limitation of 2 cases or 0.00% of persons;

An investigation procedure was opened against 8,314 persons; cases of 1,368 or 16.45% of persons were unresolved investigations from the previous period, whereas against 6,946 or 83.54% of persons the ruling for the investigation was taken during the reporting period:

During the reporting period, the prosecutors GD in the BP lodged 1.505 applications for detention on remand; the Basic Courts approved 1.308 or 86.91% of the lodged applications.

7.3.2. Judicial decisions regarding prosecution acts of prosecutors

Basic Courts acting according to the prosecutor's accusatory acts of GD have issued 16,291 court decisions, as follows;

- With condemnatory Judgment 9.564 persons or 58.70%
- With an indictment issuing punitive order were resolved cases for 2,906 or 17.83% persons;
- The measure of compulsory treatment was imposed on 86 or 0.54% of persons.
- The dismissal of the indictment, against 208 or 1.27% of the persons;
- They have rejected the indictment act against 206 person or 1,28%, and
- They have released 244 or 1.49% of the indictments;
- Proceeded due to statute of limitation of 3.077 cases or 18.89% of persons.

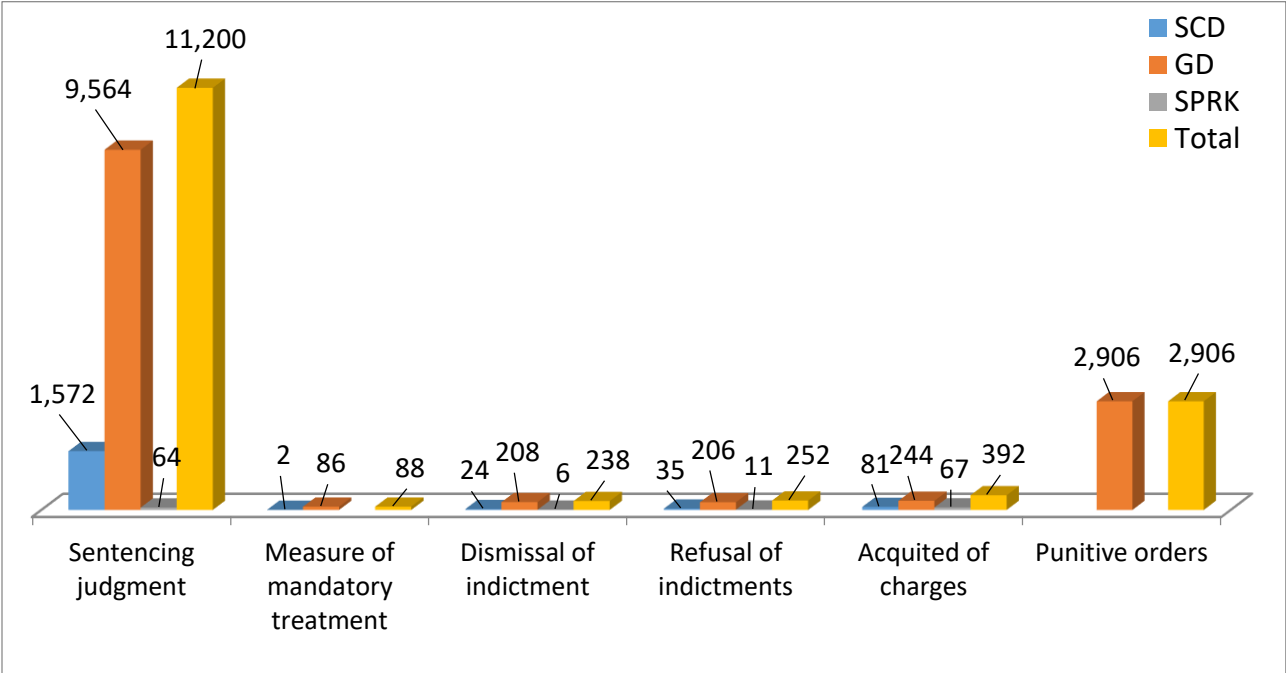
Prosecutors of the GD have filed 906 complaints regarding court decisions. Of these, 713 or 86.69% were filed only because of the decision on punishment. Of these appeals, 171 or 18.87% of them were approved, where 396 or 43, 70 of them have been approved.

7.3.3 Court decisions regarding indictments filed by SPRK Prosecutors

During this period, Basic Courts deciding according to indictments filed by the SPRK prosecutors, issued 148 judicial decisions, as follows:

- They have found guilty and have sentenced by condemnatory judgment 64 people 43.24%;
- They have rejected the indictment against 11 persons or 7,44%, and
- They have acquitted from indictments 67 people or 45.27%.
- They have rejected the indictments against 6 persons or 4,05%, and

SPRK Prosecutors filed 54 appeals against court decisions, out of which 40 or 74.07% of complaints were filed only because of the decision on punishment. Of these 54 appeals, 13 or 24.07% of the complaints were approved, 21 or 24.07% were rejected, while the courts did not decide on 20 or 37.03% of the complaints.



Graph 75: Judicial decisions regarding indictments of Basic Prosecutions and PSRK

8. Case assignment to prosecutors and prosecutions offices

Case assignment by departments for each basic prosecution is as follows:

Prosecution	Department	The number of prosecutors calculated based on norm ³	Average norm of incoming cases, incoming active, resolved, and unresolved per 1 prosecutor based on the Norm provided for by Administrative Instruction								
			Norm by AI		Incoming cases in total	Incoming cases		Cases resolved in total	Cases resolved		Unresolved Cases in total
			Annually	Monthly		Annually	Monthly		Annually	Monthly	
Prishtina	SCD	13	66	6	1.148	88.31	8.03	873	67.15	6.10	1008
	MD	6 ⁴	110	10	563	93.83	8.53	623	103.83	9.44	257
	GD	28	253	23	6.411	228.96	20.81	6.488	231.71	21.06	5.034
Prizren	SCD	4	66	6	384	96.00	8.73	394	98.50	8.95	146
	MD	2	110	10	194	97.00	8.82	186	93.00	8.45	63
	GD	12	253	23	2.670	222.50	20.23	2.726	227.17	20.65	888
Peja	SCD	5	66	6	377	75.40	6.85	363	72.60	6.60	136
	MD	2	110	10	197	98.50	8.95	227	113.50	10.32	26
	GD	7	253	23	2.951	421.57	38.32	2.497	356.71	32.43	1015
Gjilan	SCD	4	66	6	339	84.75	7.70	352	88.00	8.00	50
	MD	1	110	10	132	132.00	12.00	137	137.00	12.45	2
	GD	5	253	23	2.461	492.20	44.75	2.456	491.20	44.65	152
Mitrovica	SCD	5	66	6	504	100.80	9.16	485	97.00	8.82	582
	MD	3	110	10	160	53.33	4.85	266	88.67	8.06	122
	GD	12	253	23	2.600	216.67	19.70	2.225	185.42	16.86	1626
FERIZAJ	SCD	4	66	6	271	67.75	6.16	264	66.00	6.00	162
	MD	1	110	10	174	174.00	15.82	147	147.00	13.36	76
	GD	9	253	23	2.083	231.44	21.04	1.973	219.22	19.93	832
Gjakova	SCD	2	66	6	362	181.00	16.45	320	160.00	14.55	182
	MD	1	110	10	227	227.00	20.64	135	135.00	12.27	174
	GD	8	253	23	2.043	255.38	23.22	1.326	165.75	15.07	1158

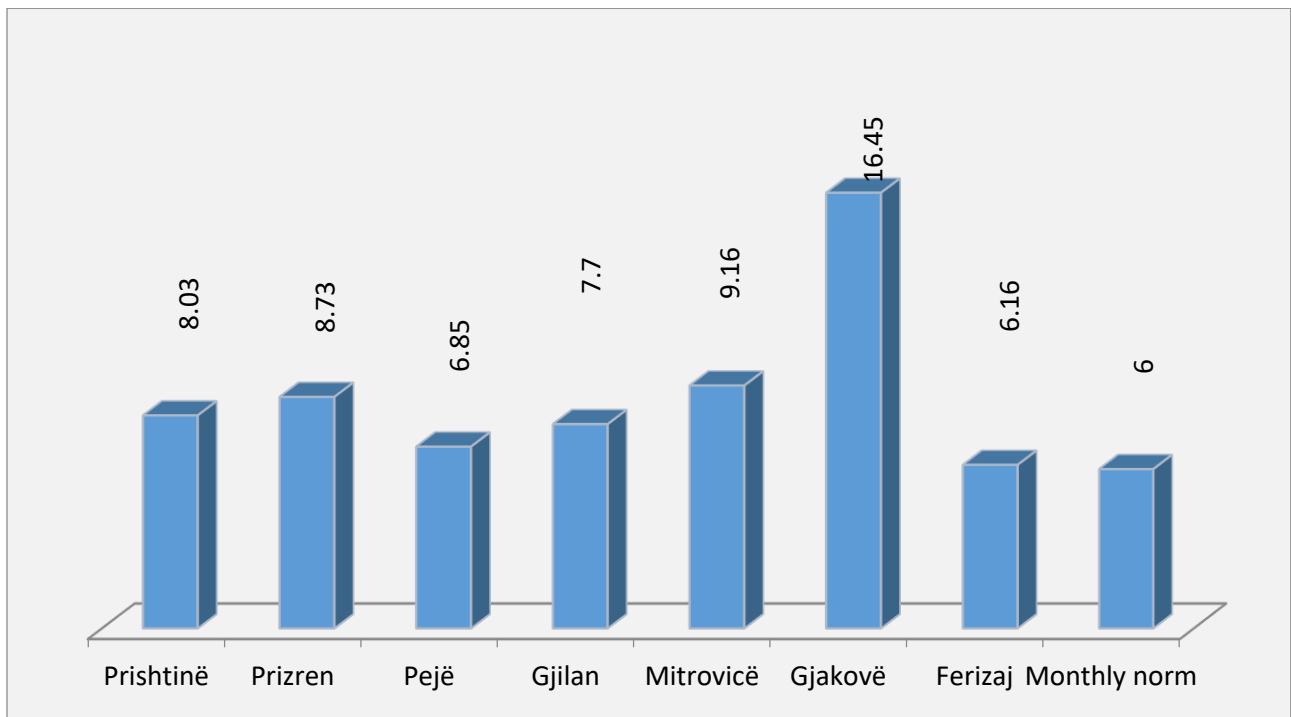
³Prosecutors with full norm have been taken into account in this number

⁴ In this number, the Head of Juvenile Department had been also taken into account who based on decision issued by the KPC, had been released of 50% of the the norm.

Table 6: Average norm of incoming cases, incoming active, resolved, and unresolved per 1 prosecutor based on the Norm provided for by Administrative Instruction IA for all departments of BPs.

SCDs in BPs have incoming on average 91.51 criminal reports/cases per month during 2022, whereas 8.31 criminal reports/cases on average per prosecutor, which means that SCDs prosecutors have incoming 2.31 criminal reports - criminal cases under a monthly norm rate.

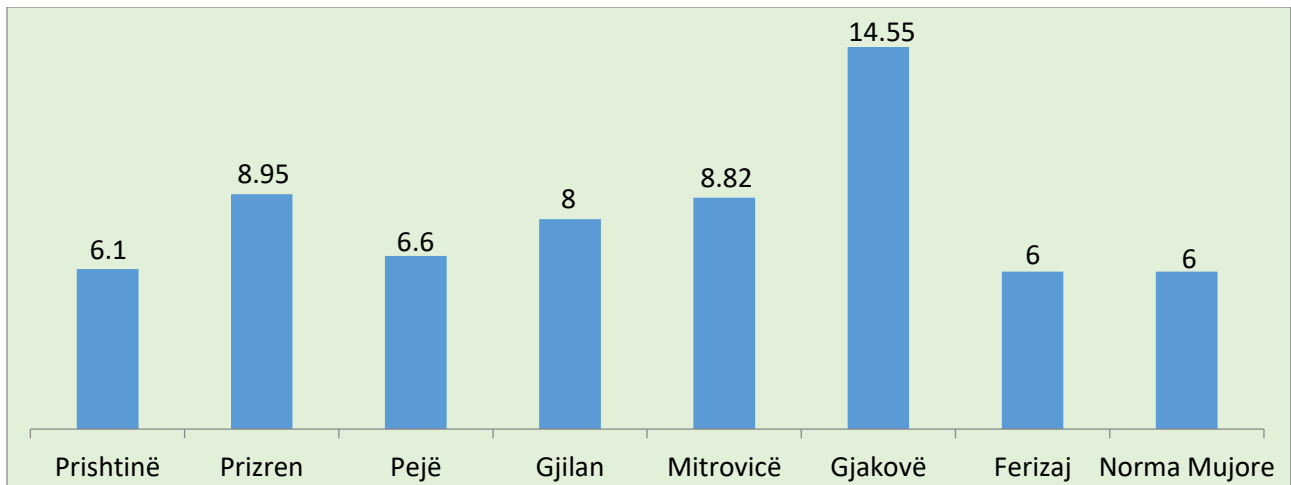
The graph below shows the structure of criminal reports - criminal incoming cases in one month per 1 SCD prosecutor.



Graph 76: Criminal reports - Criminal incoming cases in one month for a prosecutor at the DSC of Bps

Prosecutors of SCD BPs have incoming on average 82.43 criminal reports/cases during 2022, whereas 7.49 criminal reports/cases per prosecutor, which means that SCDs prosecutors have resolved 1.49 criminal reports/cases over monthly norm.

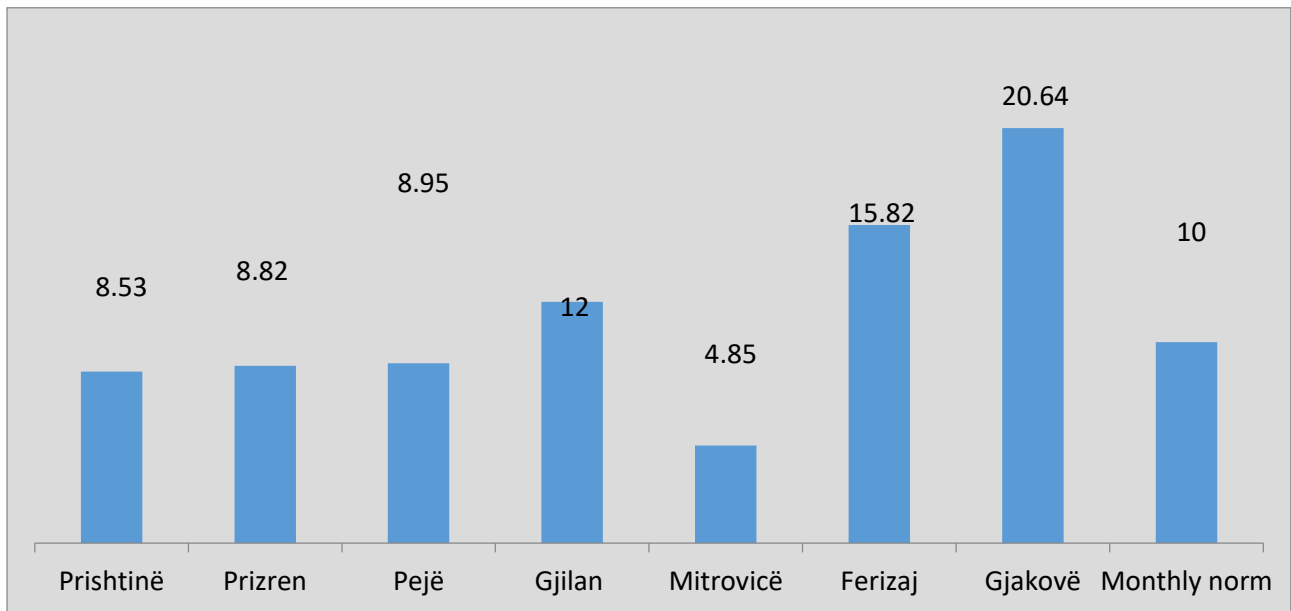
The chart below illustrates the structure of criminal reports - criminal cases resolved in one month for a prosecutor.



Graph 77: Criminal reports - cases resolved during one month by one prosecutor

In of SCDs in BPs have incoming on average 102.8 criminal reports/cases per month from 9.34 criminal reports/cases during 2022, which means SCDs prosecutors have incoming 0.66 criminal reports below the monthly norm.

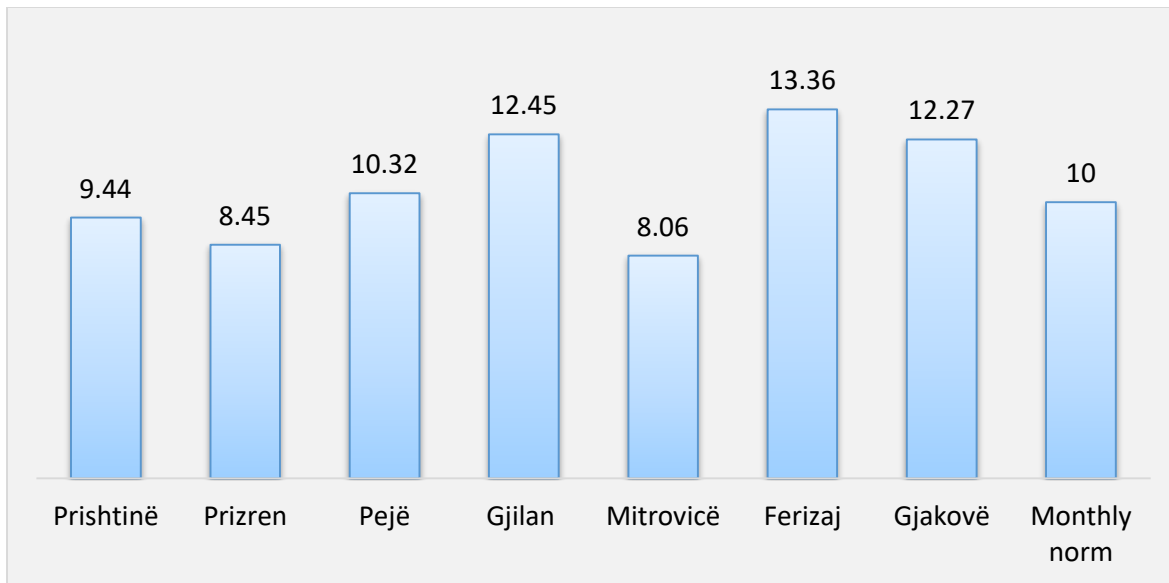
The chart below shows the average for each BP than the monthly criminal reports incoming for a prosecutor.



Graph 78: Average norm for each JD of BPs for Criminal Offenses - Incoming monthly per one Prosecutor.

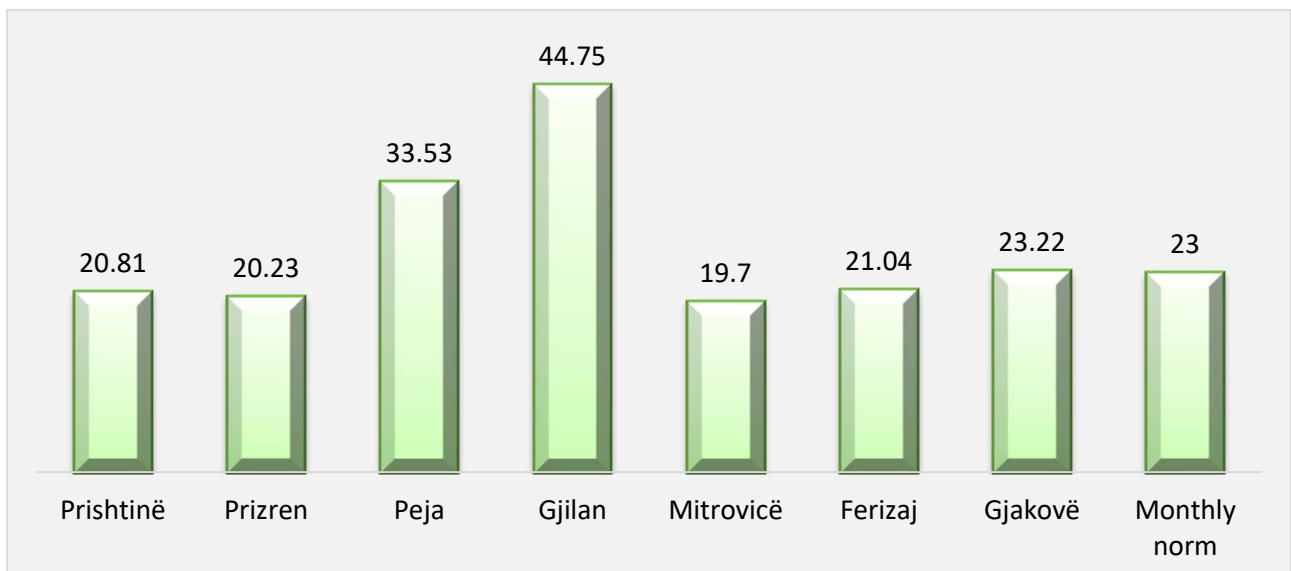
In the reporting period, prosecutors of JDs in BPs have incoming on average 107.56 criminal reports/cases during 2022, whereas 9.77 criminal reports - cases per prosecutor, which means that JDs prosecutors have incoming monthly norm of 0.23 criminal reports/cases below the norm.

The following chart shows the average for each JD of the BP than the monthly criminal reports have resolved a prosecutor.



Graph 79: Average for each JD of BPs about criminal reports resolved monthly by one prosecutor. In of SCDs in BPs have incoming on average 261.97 criminal reports/cases per month from 23.81 criminal reports/cases during 2022, which means SCDs prosecutors have incoming 0.81 criminal reports over the monthly norm.

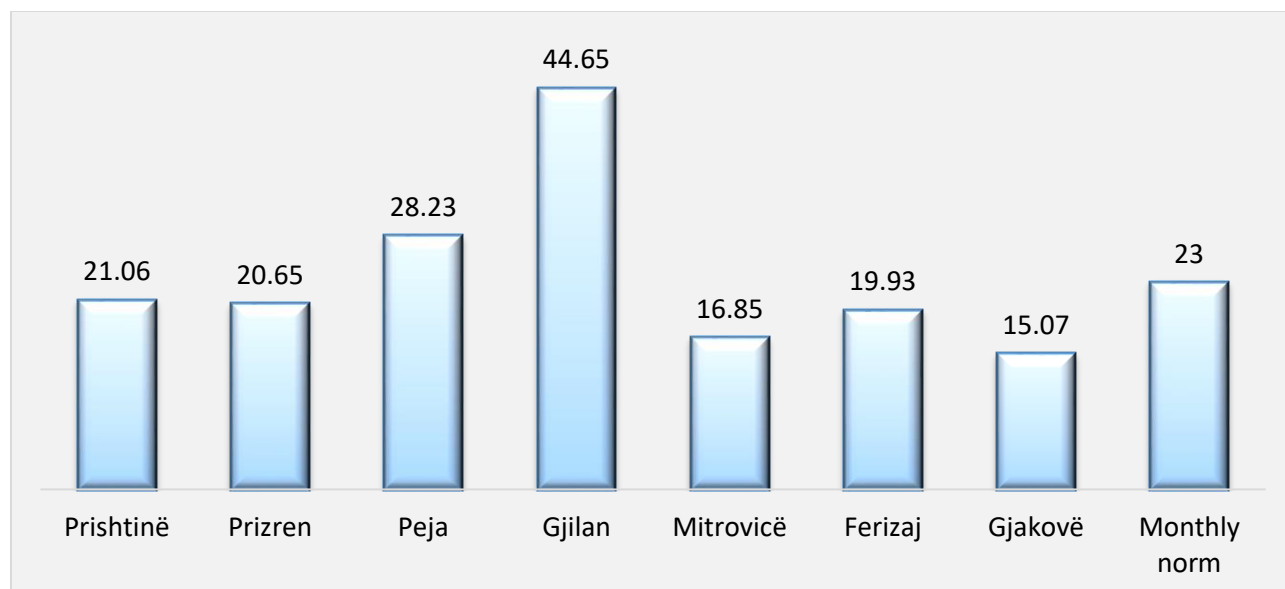
The chart below shows the average for each BP than the monthly criminal reports incoming by a prosecutor.



Graph 80: The average number of incoming criminal reports per month for a prosecutor in each GD of BPs.

In the reporting period, each prosecutor of GD in BPs has resolved on average 243.08 criminal reports during 2022, whereas 22.09 criminal reports/cases per prosecutor monthly, which means that GDs prosecutors have resolved 0.91 criminal reports/cases under the monthly norm.

Below you may find graphically shown the data which pertains to the monthly norm of Criminal Reports by a prosecutor for each GD of BPs.



Graph 81: Average for each GD of BPs - criminal reports per month resolved by one prosecutor

9. Office for Assistance and Advocacy of Victims

The Office for Assistance and Advocacy of Victims (OPAV) functions within the Office of Chief State Prosecutor. OAAV's mandate is to represent the interests of victims before the justice system in Kosovo.

OAAV has held continuous meetings with local institutions, civil society and international partners such as OPDAT, OPDAT, OSCE, UNDP, GIZ- KOJUST, WOMEN.

During 2022, in cooperation with local and international institutions, trainings, workshops and study visits were held abroad for all the staff of the Office for Advocacy and Assistance to Victims, where various topics were addressed such as: Prevention and combating domestic violence, Compensation of victims - changes in the law, raising the capacities of local staff in case management, etc.

The meetings of the national authorities against domestic violence and against human trafficking continued, as well as the meetings with the civil society in Kosovo.

The organization of the week for the rights of victims under the patronage of Acting Chief State Prosecutor, Mr. Besim Kelmendi, from the 24th to the 28th of October 2022, with the motto "Week, moment for reflection by the institutional hierarchy". With the support of international partners, especially the American Embassy, and unlike previous years, the Week for the Rights of Crime Victims this year has also been organized with regional tables in 7 regions where all the actors who provide services to crime victims have been invited. At which tables certain topics, challenges and problems in handling cases of crime victims were debated, also at these tables there were participants-prosecutors from the USA, where modalities were discussed and experiences of handling cases of crime victims were exchanged.

In the reporting period, the following cases have been handled and represented

OAAV has had 2,847 active cases in total during 2022. From all active cases, domestic violence cases have dominated with a total of -2,538 cases and -71 cases of rape. The other cases are, sexual abuse under the age of 16 -3 cases, sexual abuse-1 case, child abuse in pornography-1 case, human trafficking-39 cases, sexual assault-55 cases, enabling or forcing prostitution-1 case, robbery-6 cases, murder-12 cases, attempted murder-16 cases, sexual harassment-15 cases, cohabitation under the age of 16-23 cases, child abuse or abandonment-17 cases, missing person-4 cases, incitement of sexual acts with false promise-1 case, other cases within sexual integrity-6 cases, threats-7 cases, sexual relations within the family-2 cases, war crimes-2 cases, blackmail-1 case, violation of the request for a protection order- 21 cases and others - 5 cases.

The Helpline Call Center Operator also works within the OAAV, staff is engaged 24 hours a day with a cost-free public number and 559 calls have been received during this year.