



REPUBLIKA E KOSOVËS/REPUBLIKA KOSOVA/ REPUBLIC OF KOSOVO

KËSHILLI PROKURORIAL I KOSOVËS  
TUŽILAČKI SAVET KOSOVA/KOSOVO PROSECUTORIAL COUNCIL

---

**THE GEOGRAPHY OF CRIME**  
**(2013-2018)**

INCLUSION OF PERSONS IN THE CRIMINAL PROCESS FOR CHARACTERISTIC  
CRIMINAL OFFENSES  
OF THE INTERSTITUTIONAL TRACKING MECHANISM

July 2020, Prishtinë

## CONTENTS

Paranthesis.....	4
Inter-institutional tracking mechanism system.....	5
Classification and categorization of characteristic criminal offenses.....	6
Introduction.....	9
PART ONE	
1 General issues.....	11
1.1 Demography.....	11
1.2 Criminal liability.....	12
1.3 Territorial competence.....	13
1.4 Crime profile.....	14
1.5 Criminal proceedings.....	15
PART TWO	
2 Incrimination.....	17
2.1 Criminal investigation.....	17
2.2 Structure of criminal offenses.....	18
2.3 Panorama of crime.....	19
2.4 Chronology.....	20
2.5 Geographical dimension.....	21
2.6 Regional profile.....	22
2.6.1 Prishtina.....	22
2.6.2 Prizren.....	23
2.6.3 Mitrovica.....	24
2.6.4 Peja.....	25
2.6.5 Gjakova.....	26
2.6.6 Gjilan.....	27
2.6.7 Ferizaj.....	28
2.6.8 Special Prosecution Office.....	29
2.7 Criminal Profile.....	30
2.7.1 Weapons.....	30
2.7.2 Drugs.....	31
2.7.3 Smuggling of migrants.....	32
2.7.4 Organized Crime.....	33
2.7.5 Corruption.....	34
2.7.6 Money Laundering.....	35
2.7.7 Human Trafficking.....	36
2.7.8 Economic crimes.....	37
2.7.9 Inciting hatred.....	38
PART THREE	
3 Prosecution.....	40
3.1 Accusation.....	40
3.2 Structure of criminal offenses.....	41
3.3 Panorama of crime.....	42
3.4 Chronology.....	43
3.5 Geographical dimension.....	44
3.6 Regional profile.....	45
3.6.1 Prishtina.....	45
3.6.2 Prizren.....	46
3.6.3 Mitrovica.....	47
3.6.4 Peja.....	48

3.6.5	Gjakova.....	49
3.6.6	Gjilan.....	50
3.6.7	Ferizaj.....	51
3.6.8	Special Prosecution Office.....	52
3.7	Profile penal.....	53
3.7.1	Weapons.....	53
3.7.2	Drugs.....	54
3.7.3	Smuggling of migrants .....	55
3.7.4	Organized Crime.....	56
3.7.5	Corruption.....	57
3.7.6	Money Laundering.....	58
3.7.7	Human Trafficking.....	59
3.7.8	Economic crimes.....	60
3.7.9	Inciting hatred .....	61
PART FOUR		
4	The judgment.....	63
4.1	Culpability.....	63
4.2	Structure of criminal offenses.....	64
4.3	Panorama of crime .....	65
4.4	Chronology.....	66
4.5	Geographical dimension .....	67
4.6	Regional profile.....	68
4.6.1	Prishtina.....	68
4.6.2	Prizren.....	69
4.6.3	Mitrovica.....	70
4.6.4	Peja.....	71
4.6.5	Gjakova.....	72
4.6.6	Gjilan.....	73
4.6.7	Ferizaj.....	74
4.7	Criminal Profile.....	75
4.7.1	Weapons.....	75
4.7.2	Drugs.....	76
4.7.3	Smuggling of migrants .....	77
4.7.4	Organized Crime.....	78
4.7.5	Corruption.....	79
4.7.6	Money Laundering.....	80
4.7.7	Human Trafficking.....	81
4.7.8	Economic crimes.....	82
4.7.9	Inciting hatred .....	83
PJESA E PESTË		
5	Conclusions.....	85
5.1	Ascertainments.....	85
5.1.1	General Ascertainments.....	85
5.1.2	Special Ascertainments.....	88
5.2	Recommendations.....	91
5.2.1	General Recommendations.....	91
5.2.2	Special Recommendations.....	92
6	Sources of information.....	100

## PARANTHESIS

### HISTORY OF ESTABLISHMENT AND DEVELOPMENT OF INTER-INSTITUTIONAL TRACKING MECHANISM

*The Kosovo Prosecutorial Council in the framework of the implementation of obligations and tasks provided in the Strategic Plan 2013-2015, on 10-11 May 2013, had organized a working meeting (Prevalla meeting), with all local and international actors<sup>1</sup> in order to create of an inter-institutional follow-up mechanism for the detection, investigation, prosecution, trial and punishment of perpetrators of characteristic criminal offenses.*

*In this meeting were defined the criminal offenses which will constitute the tracking mechanism as well as the procedural actions which will be registered in the database created especially by the Kosovo Prosecutorial Council with its own forces. The tracking mechanism consisted of the following groups of criminal offenses: Weapons, Drugs, Smuggling of migrants, organized crime, corruption, money laundering, trafficking in human beings and concealment of victim identification documents, in 2014 the group of criminal offenses was included of economic crimes, while in 2015, the criminal offense of inciting to hatred was included.*

*After recording the information, the KPC has harmonized all data with the submitting subjects of criminal reports and with the courts, and as a product of harmonized data at the end of 2013, the KPC has drafted, approved and published the first reports of the tracking mechanism which has included the time period of nine (9) months (01 January to 30 September 2013). The data generated in the nine-month report of the tracking mechanism reflected a high percentage of participation (over 50%) of corruption offenses from the total number of all characteristic criminal offenses.*

*KPC in reflection of this high percentage of participation in criminal offenses of corruption has drafted and approved the "Action Plan No. 1285/2013 to increase the efficiency of the prosecutorial system in combating corruption"<sup>2</sup>. Furthermore, KPC, based on the results reflected in the tracking mechanism regarding the sequestration and confiscation of illegally acquired property, has signed a memorandum of cooperation no. 231/2014<sup>3</sup> with relevant institutions and has approved regulation no. 1511 / 2013 Establishment and functioning of the national coordinator for combating economic crime, including sequestration and confiscation of property gain obtained through criminal offenses<sup>4</sup>.*

*Furthermore, in accordance with this strategic plan, the KPC within the Basic Prosecution in Prishtina has established a special "Unit"<sup>5</sup> for the implementation of this strategic plan: treatment of criminal reports and PPN information of these two groups of characteristic criminal offenses, including sequestration and confiscation of illegally acquired property.*

*Based on the data generated by the Inter-Institutional Tracking Mechanism, the KPC has started to compile reports on the geography of crime, which reflects the situation and trends in the spread of characteristic criminal offenses in the territorial space of the Republic of Kosovo, which serves for the drafting of personnel policies in the profiling of prosecutors and strategic planning for the fight against crime.*

---

<sup>1</sup> [Institutions and entities filing criminal reports, the prosecutorial system and the judicial system.](#)

<sup>2</sup> See: [http://www.psh-ks.net/repository/docs/Nr.1285.2013- Action-plan\\_for\\_Increasing\\_Efficiency\\_of\\_The\\_Prokurorial\\_Sistemit.pdf](http://www.psh-ks.net/repository/docs/Nr.1285.2013- Action-plan_for_Increasing_Efficiency_of_The_Prokurorial_Sistemit.pdf)

<sup>3</sup> See: [http://www.psh-ks.net/repository/docs/Nr.231.2014\\_-\\_Memorandum\\_of\\_Cooperation\\_fin.pdf](http://www.psh-ks.net/repository/docs/Nr.231.2014_-_Memorandum_of_Cooperation_fin.pdf)

<sup>4</sup> See: [http://www.psh-ks.net/repository/docs/Nr.1511.2013- Regulation\\_on\\_the\\_establishment\\_and\\_functioning\\_of\\_the\\_National\\_Coordinator.pdf](http://www.psh-ks.net/repository/docs/Nr.1511.2013- Regulation_on_the_establishment_and_functioning_of_the_National_Coordinator.pdf)

<sup>5</sup> [http://www.psh-ks.net/repository/docs/397\\_-\\_Decision-The\\_Unit\\_for\\_Fighting\\_Corruption\\_and\\_Crimes\\_is\\_established.pdf](http://www.psh-ks.net/repository/docs/397_-_Decision-The_Unit_for_Fighting_Corruption_and_Crimes_is_established.pdf)

## INTER-INSTITUTIONAL TRACKING MECHANISM SYSTEM

The Inter-Institutional Tracking Mechanism includes criminal cases that constitute the material aspect of treatment; subjects filing criminal reports; the prosecutorial system and the judicial system.

GROUPS OF CHARACTERISTIC CRIMINAL OFFENSES	SUBMISSION INSTITUTIONS OF CRIMINAL REPORTS	PROSECUTORIAL SYSTEM	JUDICIAL SYSTEM
--	---	----------------------	-----------------

<b>W</b>	WEAPONS
<b>DR</b>	DRUGS
<b>SM</b>	SMUGGLING OF MIGRANTS
<b>OC</b>	ORGANIZED CRIME
<b>CORR</b>	CORRUPTION
<b>ML</b>	MONEY LAUNDERING
<b>HT</b>	HUMAN TRAFFICKING
<b>E</b>	ECONOMIC CRIMES
<b>IH</b>	INCITING HATRED

<b>PK</b>	KOSOVO POLICE
<b>AKK</b>	KOSOVO ANTI CORRUPTION AGENCY
<b>D</b>	KOSOVO CUSTOMS
<b>E</b>	EULEX
<b>ATK</b>	TAX ADMINISTRATION OF KOSOVO
<b>IPK</b>	KOSOVO POLICE INSPECTORIATE
<b>NJIF</b>	FINANCE INTELLIGENCE UNIT
<b>AGJ</b>	AFFICE OF AUDIT GENERAL
<b>APK</b>	KOSOVO FORESTRY AUTHORITY
<b>AKP</b>	KOSOVO PROPERTY AGENCY
<b>OAK</b>	MINICIPAL ADMINISTRATION BODY
<b>ID</b>	DAMAGED PARTY
<b>PV</b>	PROSECUTOR WITH SELF INITIATIVE
<b>EPK</b>	RECEIVED IN COMPETENCE
<b>Q</b>	CITIZEN



## CLASSIFICATION AND CATEGORIZATION OF CHARACTERISTIC CRIMINAL OFFENSES

Object of the tracking mechanism are 71 characteristic criminal offenses, provided by the articles of the Criminal Code of Kosovo<sup>6</sup>, which are categorized into nine (9) groups of characteristic criminal offenses.

Articles under the new <sup>7</sup> and old criminal code:	QUALIFICATION OF CRIMINAL OFFENSES ACCORDING TO THE CRIMINAL REPORT
<b>Criminal offenses related to WEAPONS (abbreviation "W")</b>	
New Article Code: 364 Old Article Code: 372	Unauthorized import, export, supply, transportation, production, exchange, intermediation or sale of weapons or explosives
<b>Criminal offenses related to DRUGS (abbreviation "DR")</b>	
New.C_267 & Old.C_273	Unauthorized purchase, possession, distribution and sale of narcotics, psychotropic substances and analogues
New.C_268 & Old.C_274	Unauthorized production and processing of narcotics, psychotropic substances, analogues or tools, narcotic devices or materials
New.C_269 & Old.C_275	Unauthorized possession of narcotics, psychotropic substances or analogues
New.C_270 & Old.C_276	Intoxication of the other person with narcotics or psychotropic substances
New.C_271 & Old.C_277	Facilitating the provision or use of narcotics, psychotropic substances or analogues
New.C_272 & Old.C_278	Cultivation of hashish plant, coca bush or cannabis plant
New.C_273 & Old.C_279	Organizing, directing or financing the trafficking of narcotics or psychotropic substances
New.C_273 & Old.C_280	Conversion or transfer of property arising from criminal offenses under this chapter
<b>Criminal offenses related to SMUGGLING WITH MIGRANT (abbreviation "SM")</b>	
New.C_164 & Old.C_170	Smuggling with Migrants
<b>Criminal offenses related to ORGANIZED CRIME (abbreviation "OC")</b>	
New.C_277 & Old.C_283	Participation or organization of an organized criminal group
<b>Criminal offenses related to OFFICIAL CORRUPTION AND CRIMINAL OFFENSES AGAINST OFFICIAL DUTY (abbreviation "KORR")</b>	
New.C_284 & Old.C_290	Misuse of economic authorizations
New.C_285 & Old.C_291	Entering into a harmful contract
New.C_310 & Old.C_316	Giving bribes to the private sector
New.C_414 & Old.C_422	Unreasonable giving of gifts
New.C_416 & Old.C_423	Abuse of official position or authority

<sup>6</sup> Including Law no. 03 / L-196, on Money Laundering;

<sup>7</sup> The (new) Criminal Code of the Republic of Kosovo entered into force on April 14, 2019,

New.C_417 & Old.C_424	Misuse of official information
New.C_418 & Old.C_425	Conflict of interest
New.C_419 & Old.C_426	Misappropriation in office
New.C_420 & Old.C_427	Fraud in office
New.C_421 & Old.C_428	Taking bribes
New.C_422 & Old.C_429	Giving a bribe
New.C_423 & Old.C_430	Giving a bribe to a foreign public official or foreign official persons
New.C_424 & Old.C_431	Exercising influence
New.C_425 & Old.C_432	Illegal issuance of court decisions
New.C_426 & Old.C_433	Disclosure of official secrets
New.C_427 & Old.C_434	Forgery of official document
New.C_428 & Old.C_435	Illegal collection and payment
New.C_429 & Old.C_436	Illegal misappropriation of property in the event of a search or execution of a court decision
New.C_430 & Old.C_437	Failure to report or falsely report assets, income, gifts, other material benefits or financial liabilities
Old.C_399 Old.C_350	Illegal release of persons deprived of their liberty
<b>Criminal offenses related to MONEY LAUNDERING (abbreviation "ML")</b>	
New.C_302 Old.C_308 Law Nr.03 /L-196	Money Laundering
<b>Criminal offenses related to HUMAN TRAFFICKING (abbreviation "HT")</b>	
New.C_163 & Old.C_169	Slavery, slavery-like conditions, and forced labor
New.C_165 & Old.C_171	Human trafficking
New.C_172 & kvj_140	Concealment of victim identification documents
New.C_228 & Old.C_231	Sexual services of the victim of trafficking
New.C_227 & Old.C_235	The Rape
New.C_239 & Old.C_246	Sexual abuse of persons under the age of sixteen (16) years
New.C_259 & Old.C_265	Forced marriage-If there are elements of trafficking
<b>Criminal offenses related to ECONOMIC CRIMES (abbreviation "E")</b>	
New.C_278 & Old.C_284	Violation of equality in the exercise of economic activity
New.C_279 & Old.C_285	Unconscious economic activity
New.C_280 &	Causing bankruptcy

Old.C_286	
New.C_281 & Old.C_287	Causing false bankruptcy
New.C_282 & Old.C_288	Fraud in bankruptcy proceedings
New.C_283 & Old.C_289	Fraud or damage to creditors or debtors
New.C_286 & Old.C_292	Unauthorized communication of trade secret
New.C_287 & Old.C_293	Counterfeiting securities and payment instruments
New.C_288 & Old.C_294	Counterfeiting of valuable marks
New.C_289 & Old.C_295	Infringement of patent rights
New.C_290 & Old.C_296	Copyright infringement
New.C_291 & Old.C_297	Avoidance of technological measures
New.C_292 & Old.C_298	Consumer fraud
New.C_293 & Old.C_299	Buyer fraud
New.C_294 & Old.C_300	Organizing pyramid schemes and illegal gambling
New.C_295 & Old.C_301	Abuse of monopoly position
New.C_296 & Old.C_302	Counterfeiting money
New.C_297 & Old.C_303	Production and use of fake labels, measures and weights
New.C_298 & Old.C_304	Production, supply, sale, possession or use of counterfeiting tools
New.C_299 & Old.C_305	Prohibited trade
New.C_300 & Old.C_306	Prohibited production
New.C_301 & Old.C_307	Issuing checks without cover or fake and misusing bank or credit cards
New.C_303 & Old.C_309	Agreements to restrict competition through invitations to tender
New.C_304 & Old.C_310	Fraud in the exchange of securities
New.C_305 & Old.C_311	Misuse of inside information
New.C_306 & Old.C_312	Dealing and fraud with Government securities
New.C_307 & Old.C_313	Tax evasion
New.C_308 & Old.C_314	False tax related documents
New.C_309 & Old.C_315	Unreasonable acceptance of gifts / Acceptance of bribes in the private sector
New.C_311 & Old.C_317	Smuggling of goods



New.C_312 & Old.C_318	Avoidance of payment of mandatory customs duties
<b>Criminal offenses relating to INCITMENT TO HATRED (the abbreviation "IH")</b>	
New.C_141 & Old.C_147	Incitement to disruption and intolerance (under the new code) Incitement to national, racial, religious or ethnic hatred, dissension or intolerance /

#	The characteristic criminal offenses Groups	Number of criminal offenses according to the Criminal Code of Kosovo
1	Weapons	1 criminal offense
2	Drugs	8 criminal offenses
3	Smuggling with migrants	1 criminal offense
4	Organized crime	1 criminal offense
5	corruption	20 criminal offenses
6	Money laundering	1 criminal offense, as well as law No.03 / L-196
7	Human trafficking	7 criminal offenses
8	Economic crimes	31 criminal offenses
9	Incitement to hatred	1 criminal offense
Total characteristic criminal offenses		<b>71 criminal offenses</b>
Total criminal offenses in the Criminal Code		<b>317 criminal offenses</b>

## INTRODUCTION

The inter-institutional tracking mechanism<sup>8</sup> is a system for harmonization of data between institutions regarding suspects, prosecuted and tried, for seventy-one (71), characteristic criminal offenses, by the Criminal Code of Kosovo.

For the compilation of this report were used the data of the Kosovo Agency of Statistics, on the number of resident inhabitants of the Republic of Kosovo, according to the 2011 census, while the division of the number of inhabitants according to the criterion of criminal responsibility for 38 municipalities was made by the author in order to carry out the analysis, object of this report.

For the purpose of this report, all statistical data on the number of residents, criminally responsible (14+ years old), in the municipalities are grouped in seven (7) regions, according to the territorial division of seven (7) basic prosecutions of the Republic of Kosovo.

The primary purpose of this report is to identify the geographical spread of crime (*only for characteristic criminal offenses*), at the level of the Republic in general and the regions according to the territorial competence of the basic prosecutions in particular.

The object of analysis within this report are the persons suspected, accused and convicted for characteristic criminal offenses during the years 2013-2018, who according to the territorial extent reflect the regional profile of suspects, accused and convicts.

<sup>8</sup> Prosecutorial Council, Judicial Council, Police, Anti-Corruption Agency, Customs, Eulex, Tax Administration, Police Inspectorate, Financial Intelligence Unit, Office of the Auditor General, Forest Authority, Kosovo Property Agency, Municipal Administration, Prosecution, injured party, injured party Property owner and citizen.

The purpose of this analysis is to identify the profile of suspects, accused and convicts in order to categorize criminal offenses according to the quantitative level of persons involved in relation to the territory under the competence of the respective basic prosecutions, which as such these data generate concrete recommendations for the profiling of prosecutors and prosecution offices based on the profile of suspects, accused and convicts in terms of territorial jurisdiction.

For the analysis of convictions (*including imprisonment, fines, probation and other sentences*), the data provided from the date and basis of the Kosovo Judicial Council were used. The processing and classification of these data was carried out in June 2020, in order to separate and categorize the guilty verdicts only for criminal offenses from the totality of criminal offenses of the Criminal Code. These data are manually grouped from the totality of the guilty verdict data in the serious crimes department and the general department of the basic courts and the branch courts of these basic courts. It is worth mentioning that in this analysis are not included the guilty verdicts for 2013 for the criminal offenses of economic crimes as well as the guilty verdicts for the years 2013-2014 for the criminal offenses of incitement to hatred, because the same in these years have not been included in the Inter-Institutional Tracking Mechanism.

# PART ONE

## GENERAL ISSUES

- DEMOGRAPHY
- 
- CRIMINAL RESPONSIBILITY
- 
- TERRITORIAL COMPETENCE
- 
- CRIME PROFILE
- 
- CRIMINAL PROCESS

## 1. GENERAL ISSUES

### 1.1 DEMOGRAPHY

There are 1780021 resident inhabitants in the Republic of Kosovo, while, based on the main demographic indicators (birth rate, mortality and migration), in 2018 the estimated population is 1795666 resident inhabitants (*see figure 1*).

Region	Municipality	31.3.2011	2011	2012	2013	2014	2015	2016	2017	2018
PRISHTINË	1 Prishtinë	198.897	201.804	205.133	207.477	207,062	204.721	207.708	211.755	214.688
	2 Podujevë	88.499	88.877	89.185	89.051	86,836	83.424	83.242	83.445	82.793
	3 Glogoc	58.531	59.16	59.752	59.99	60,111	60.175	60.558	61.133	60.97
	4 Lipjan	57.605	58.292	58.909	59.196	58,373	56.643	57.096	57.733	57.707
	5 Fushë Kosovë	34.827	35.733	36.897	37.843	37,735	37.048	37.859	38.607	38.944
	6 Obiliq	21.549	21.769	22.011	22.105	21,056	19.165	18.994	19.144	18.66
	7 Graçanicë	10.675	10.871	11.197	11.359	11,720	11.9	11.997	12.091	12.124
	<b>Prishtina region</b>	<b>470.583</b>	<b>476.506</b>	<b>483.084</b>	<b>487.021</b>	<b>482,893</b>	<b>473.076</b>	<b>477.454</b>	<b>483.908</b>	<b>485.886</b>
PRIZREN	1 Prizren	177.781	179.869	181.756	182.449	184,586	186.986	189.058	191.565	192.712
	2 Suharekë	59.722	60.549	61.19	61.352	60,869	59.681	60.196	60.247	59.058
	3 Dragash	33.997	34.308	34.41	34.364	34,241	34.041	34.237	34.316	34.245
	4 Mamushë	5.507	5.584	5.695	5.688	5,791	5.839	5.895	5.95	5.906
	<b>Prizren Region</b>	<b>277.007</b>	<b>280.31</b>	<b>283.051</b>	<b>283.853</b>	<b>251,280</b>	<b>286.547</b>	<b>289.386</b>	<b>292.078</b>	<b>291.921</b>
MITROVICË	1 Mitrovica J	84.235	84.949	73.16	73.363	71,636	68.4	68.474	69.346	69.248
	2 Leposaviq	13.773	13.712	13.682	13.485	13,515	13.561	13.576	13.587	13.469
	3 Zubin potok	6.616	6.599	6.592	6.508	6,537	6.554	6.584	6.616	6.642
	4 Zveçan	7.481	7.443	7.421	7.319	7,341	7.358	7.36	7.376	7.394
	5 Mitrovica V	12.3031	12.3031	12.3031	12.139	12,173	12.223	12.25	12.211	12.153
	6 Skenderaj	50.858	51.255	51.491	51.361	51,553	51.746	52.053	52.343	52.475
	7 Vushtrri	69.87	70.495	71.042	71.212	68,793	64.578	64.915	64.468	63.548
	<b>Mitrovica region</b>	<b>232.833</b>	<b>234.453</b>	<b>235.6911</b>	<b>235.387</b>	<b>231,548</b>	<b>224.42</b>	<b>225.212</b>	<b>225.947</b>	<b>224.929</b>
PEJË	1 Pejë	96.45	97.36	98.237	97.706	97,776	97.89	98.793	99.568	99.115
	2 Deçan	40.019	40.392	40.614	40.549	40,847	41.173	41.48	41.808	42.07
	3 Klinë	38.496	39.047	39.467	39.555	39,527	39.208	39.616	40.122	40.254
	4 Istog	39.289	39.727	40.15	40.126	39,963	39.604	39.917	40.38	40.728
	5 Junik	6.084	6.151	6.212	6.226	6,319	6.382	6.437	6.37	6.37
	<b>Peja Region</b>	<b>220.338</b>	<b>222.677</b>	<b>224.68</b>	<b>224.162</b>	<b>224,432</b>	<b>224.257</b>	<b>226.243</b>	<b>228.248</b>	<b>228.537</b>
GJAKOVË	1 Gjakovë	94.556	95.363	96.071	96.162	95,576	94.543	95.215	95.34	94.84
	2 Rahovec	56.208	56.932	57.451	57.645	58,214	58.908	59.381	59.102	58.023
	3 Malishevë	54.613	55.47	56.189	56.482	56,889	57.3	58.12	58.269	57.47
	<b>Gjakova Region</b>	<b>205.377</b>	<b>207.765</b>	<b>209.711</b>	<b>210.289</b>	<b>210,679</b>	<b>210.751</b>	<b>212.716</b>	<b>212.711</b>	<b>210.333</b>
GJILAN	1 Gjilan	90.178	90.863	91.413	91.489	87,385	80.525	79.834	80.162	78.633
	2 Kamenicë	36.085	35.981	35.711	35.261	33,599	31.285	30.891	30.75	29.454
	3 Ranillug	3.866	3.853	3.842	3.791	3,835	3.839	3.831	3.81	3.809
	4 Novobërdë	6.729	6.796	6.891	6.923	6,953	6.963	7.063	7.16	7.172
	5 Viti	46.987	47.408	47.636	47.774	47,434	46.742	47.202	47.615	47.681
	6 Kllokot	2.556	2.585	2.623	2.651	2,709	2.719	2.738	2.753	2.691
	7 Partesh	1.787	1.784	1.766	1.731	1,738	1.724	1.716	1.73	1.739
	<b>Gjilani region</b>	<b>188.188</b>	<b>189.27</b>	<b>189.882</b>	<b>189.62</b>	<b>96355.39</b>	<b>173.797</b>	<b>173.275</b>	<b>173.98</b>	<b>171.179</b>
FERIZAJ	1 Ferizaj	108.61	109.899	111.141	111.842	107,985	101.174	101.107	103.003	104.312
	2 Kaçanik	33.409	33.664	33.893	33.875	33,784	33.623	33.888	34.206	34.396
	3 Shtime	27.324	27.645	27.94	28.096	27,818	27.238	27.488	27.654	27.425
	4 Shtërpce	6.949	6.942	6.966	6.873	6,906	6.889	6.84	6.773	6.763
	5 Hani i Elezit	9.403	9.514	9.567	9.613	9,759	9.83	9.922	9.998	9.985
	<b>Ferizaj Region</b>	<b>185.695</b>	<b>187.664</b>	<b>189.507</b>	<b>190.299</b>	<b>186,252</b>	<b>178.754</b>	<b>179.245</b>	<b>181.634</b>	<b>182.881</b>
<b>TOTAL:</b>		<b>1.780.021</b>	<b>1.798.645</b>	<b>1.815.606</b>	<b>1.820.631</b>	<b>1.804.944</b>	<b>1.771.604</b>	<b>1.783.531</b>	<b>1.798.506</b>	<b>1.795.666</b>

Figure 1

## 1.2 CRIMINAL RESPONSIBILITY

Out of the total number of resident inhabitants in the Republic of Kosovo, 1281204 inhabitants belong to the age of 14 years and over, who according to the law are criminally responsible, while 498817 inhabitants due to the age under 14 years are criminally irresponsible. Further of this report are only resident inhabitants aged 14 and over who are criminally responsible, while resident residents under the age of 14, criminally irresponsible will not be part of the calculations in the criminal process (*see figure 2*).

#	PROSECUTION/REGION	Number of resident inhabitants	Criminally responsible (14+ years old)	Criminally irresponsible (-14 years old)
1	PRISHTINË	470.583	338.804	131.779
2	PRIZREN	277.007	199.915	77.092
3	MITROVICË	232.833	166.577	66.256
4	PEJË	220.338	160.986	59.352
5	GJAKOVË	205.377	145.156	60.221
6	GJILAN	188.188	138.348	49.840
7	FERIZAJ	185.695	131.418	54.277
	TOTAL:	1.780.021	1.281.204	498.817

Figure 2

Prishtina region turns out to have the highest number of criminally responsible residents (14 + years old), with 26.44%, while Ferizaj region has the lowest number, with 10.26% (*see figure 3*).

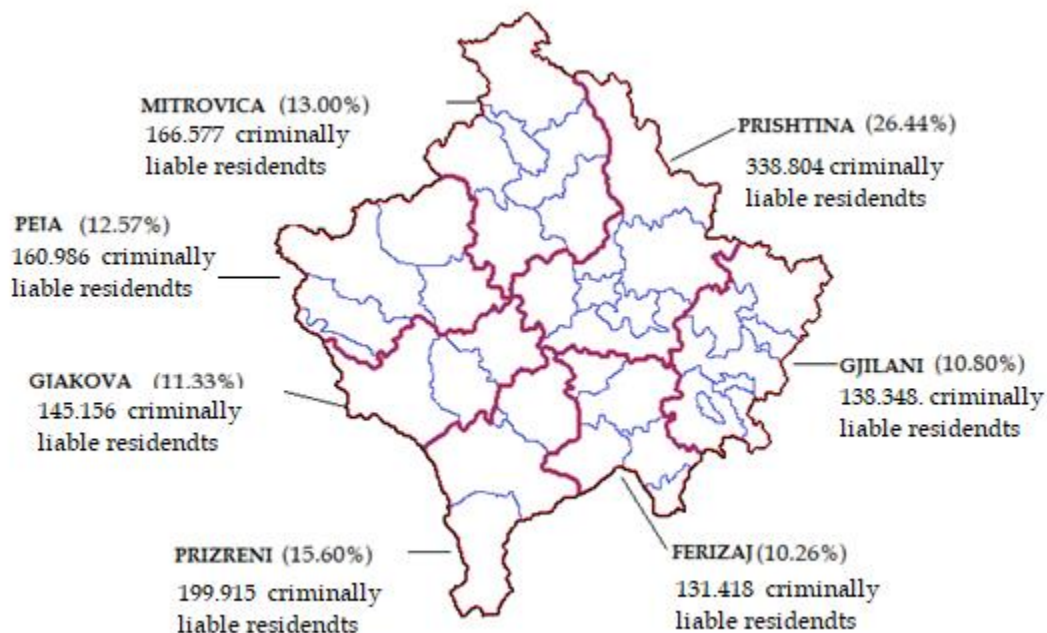


Figure 3

## TERRITORIAL COMPETENCE

All 38 municipalities are categorized into seven (7) regions, which constitute the territorial jurisdiction of prosecutors and basic courts, and as such are part of the analysis of this report. (See figure 3).

REGIONS	MUNICIPALITY	Number of resident inhabitants and participation in% at the national level	Number of criminally responsible residents (14+ years old), and% participation at the national level	Number of criminally irresponsible residents (14+ years old), and% participation at the national level
<b>PRISHTINA:</b> 470.583 inhabitants (338.804, with 14+ years old and 131.7792 under 14 years old)	1 Prishtinë	198897 or 11.17%	14749 or 11.51%	51403 or 10.30%
	2 Podujevë	88499 or 4.97%	61691 or 4.81%	26808 or 5.37%
	3 Glllogoc	58531 or 3.29%	41236 or 3.22%	17295 or 3.47%
	4 Lipjan	57605 or 3.24%	40410 or 3.15%	17195 or 3.45%
	5 Fushë Kosovë	34827 or 1.96%	24831 or 1.94%	9996 or 2.00%
	6 Obiliq	21549 or 1.21%	15130 or 1.18%	6419 or 1.29%
	7 Graçanicë	10675 or 0.60%	8012 or 0.63%	2663 or 0.53%
<b>PRIZRENI:</b> 277.007 inhabitants (199.915, with 14+ years old and 77.092 under 14 years old)	1 Prizren	177781 or 9.99%	128582 or 10.04%	49199 or 9.86%
	2 Suharekë	59722 or 3.36%	42313 or 3.30%	17409 or 3.49%
	3 Dragash	33997 or 1.91%	25339 or 1.98%	8658 or 1.74%
	4 Mamushë	5507 or 0.31%	3681 or 0.29%	1826 or 0.37%
<b>MITROVICA:</b> 232.833 inhabitants (166.577 with 14+ years old and 66.256 nan 14 years old)	1 Mitrovica jug ore	71909 or 4.04%	51558 or 4.02%	20351 or 4.08%
	2 Leposaviq	13773 or 0.77%	9922 or 0.77%	3851 or 0.77%
	3 Zubin potok	6616 or 0.37%	4766 or 0.37%	1850 or 0.37%
	4 Zveçan	7481 or 0.42%	5389 or 0.42%	2092 or 0.42%
	5 Mitrovica veriore	12326 or 0.69%	8879 or 0.69%	3447 or 0.69%
	6 Skenderaj	50858 or 2.86%	35827 or 2.80%	15031 or 3.01%
	7 Vushtrri	69870 or 3.93%	50236 or 3.92%	19634 or 3.94%
<b>PEJA:</b> 220.338 inhabitants (160.986, with 14+ years old and 59.352 under 14 years old)	1 Pejë	96450 or 5.42%	71457 or 5.58%	24993 or 5.01%
	2 Deçan	40019 or 2.25%	29548 or 2.31%	10471 or 2.10%
	3 Klinë	38496 or 2.16%	27098 or 2.12%	11398 or 2.29%
	4 Istog	39289 or 2.21%	28480 or 2.22%	10809 or 2.17%
	5 Junik	6084 or 0.34%	4403 or 0.34%	1681 or 0.34%
<b>GJAKOVA:</b> 205.377 inhabitants (145.156 with 14+ years old and 60.221 under 14 years old)	1 Gjakovë	94556 or 5.31%	69256 or 5.41%	25300 or 5.07%
	2 Rahovec	56208 or 3.16%	40127 or 3.13%	16081 or 3.22%
	3 Malishevë	54613 or 3.07%	35773 or 2.79%	18840 or 3.78%
<b>GJILANI:</b> 188.188 inhabitants (138.348, with 14+ years old and 49.840 under 14 years old)	1 Gjilan	90178 or 5.07%	66714 or 5.21%	23464 or 4.70%
	2 Kamenicë	36085 or 2.03%	27185 or 2.12%	8900 or 1.78%
	3 Ranillug	3866 or 0.22%	3211 or 0.25%	655 or 0.13%
	4 Novobërdë	6729 or 0.38%	5086 or 0.40%	1643 or 0.33%
	5 Viti	46987 or 2.64%	32819 or 2.56%	14168 or 2.84%
	6 Klllokot	2556 or 0.14%	1886 or 0.15%	670 or 0.13%
	7 Partesh	1787 or 0.10%	1447 or 0.11%	340 or 0.07%
<b>FERIZAJ:</b> 185.695 inhabitants (131.418, with 14+ years old and 54.277 under 14 years old)	1 Ferizaj	108610 or 6.10%	77044 or 6.01%	31566 or 6.33%
	2 Kaçanik	33409 or 1.88%	23828 or 1.86%	9581 or 1.92%
	3 Shtime	27324 or 1.54%	18743 or 1.46%	8581 or 1.72%
	4 Shtërpce	6949 or 0.39%	5178 or 0.40%	1771 or 0.36%
	5 Hani i Elezit	9403 or 0.53%	6625 or 0.52%	2778 or 0.56%
<b>Total:</b>		<b>1780021 or 100%</b>	<b>1281204 or 100%</b>	<b>498817 or 100%</b>

## 1.4 CRIME PROFILE

During the seven (7) years (2013-2019), various entities have filed criminal charges against 20167 persons in the prosecutor's offices, involved in characteristic criminal offenses. Prosecutions during the same period have filed indictments against 11,858 persons. Courts during this period of time have found guilty 6335 persons (*with guilty verdicts*), for characteristic criminal offenses of the inter-institutional tracking mechanism.

The number of persons investigated, prosecuted and convicted during the years 2013-2019, by regions in relation to the number of residents resident criminally responsible (14+ years old), results in proportion to: one suspect in every 63 inhabitants; one accused in every 108 inhabitants and one convicted in every 202 inhabitants (*see figure 4 & 5*).

Figure 4

REGIONS	INVESTIGATION 20167 suspects: 2013-2019 in relation to the number of resident inhabitants, criminally responsible	ACCUSATION 11858 prosecuted : 2013-2019 in relation to the number of resident inhabitants, criminally responsible	PUNISHMENT 6335 found guilty: 2013-2019 in relation to the number of resident inhabitants, criminally responsible
SPRK	1557 investigated	958 accused	
1 PRISHTINË	One suspect in every 49 residents	One accused in every 99 residents	One convicted in 231 residents
2 PRIZREN	One suspect in every 65 residents	One accused in every 104 residents	One convicted in 180 residents
3 MITROVICË	One suspect in every 75 residents	One accused in every 128 residents	One convicted in 279 residents
4 GJILAN	One suspect in every 73 residents	One charged in every 111 residents	One convicted in 130 residents
5 FERIZAJ	One suspect in every 67 residents	One accused in every 93 residents	One convicted in 146 residents
6 PEJË	One suspect in every 97 residents	One accused in every 169 residents	One convicted in 217 residents
7 GJAKOVË	One suspect in every 137 residents	One accused in every 215 residents	One convicted in 306 residents
<b>Total:</b>	<b>One suspect in every 63 residents</b>	<b>One accused in every 108 residents</b>	<b>One convicted in 202 residents</b>

The average participation of persons investigated, charged and convicted, in relation to the number of resident residents (14+ years old), is the same according to the criteria of characteristic criminal offenses. Furthermore, the data show that drug offenses result in the highest level of involvement of persons in investigation, prosecution and sentencing in relation to the number of resident inhabitants. (*See figure 5*)

C.Offense	INVESTIGATION	ACCUSATION	PUNISHMENT
1 W	One suspect in every 5904 residents	One accused in every 8319 residents	One convicted in 9780 residents
2 DR	One suspect in every 156 residents	One charged in every 207 residents	One convicted in 339 residents
3 SM	One suspect in every 2669 residents	One accused in every 3835 residents	One convicted in 7581 residents
4 OC	One suspect in every 1923 residents	One accused in every 3235 residents	One convicted in 61009 residents
5 KORR	One suspect in every 211 residents	One accused in every 513 residents	One convicted in 1340 residents
6 ML	One suspect in every 6888 residents	One charged in every 24,638 residents	One convicted in 320301 residents
7 HT	One suspect in every 2160 residents	One charged in every 2905 residents	One convicted in 6438 residents
8 EC	One suspect in every 346 residents	One charged in every 725 residents	One convicted in 1197 residents
9 IH	One suspect in every 16015 residents	One charged in every 27,259 residents	One convicted in 142356 residents
<b>Total:</b>	<b>One suspect in every 63 residents</b>	<b>One accused in every 108 residents</b>	<b>One convicted in 202 residents</b>

Figure 5

## 1.5 CRIMINAL PROCESS

During the years 2013-2019, against 20167 persons have started investigations for characteristic criminal offenses, of which for 11858 persons or 58.80% indictments have been filed. The courts, during the same period, found guilty 6335 defendants or 53.42% of the accused persons (only in quantitative ratio). Out of the total number of 20167 persons for whom criminal charges have been filed, 31.41% of persons have been convicted with a guilty verdict (*see figure 6*).

CRIMINAL OFFENSES	INVESTIGATION (2013-2019)	PROSECUTION (2013-2019)		TRIAL (2013-2019)		
	SUSPECTS	ACCUSED	% of accused vs suspects	CONVICTED	% of convicted vs accused	% of convicted vs investigated
0 SPRK	1557	958	61.53%			
1 PRISHTINË	6794	3421	50.35%	1466	42.85%	21.58%
2 PRIZREN	3056	1918	62.76%	1107	57.72%	36.22%
3 MITROVICË	2214	1295	58.49%	595	45.95%	26.87%
4 GJILAN	1880	1241	66.01%	1057	85.17%	56.22%
5 FERIZAJ	1955	1399	71.56%	896	64.05%	45.83%
6 PEJË	1657	952	57.45%	741	77.84%	44.72%
7 GJAKOVË	1054	674	63.95%	473	70.18%	44.88%
<b>TOTAL:</b>	<b>20167</b>	<b>11858</b>	<b>58.80%</b>	<b>6335</b>	<b>53.42%</b>	<b>31.41%</b>

Figure 6

Since the figure above shows the data according to the criteria of the regions, the following table shows the data according to the criteria of characteristic criminal offenses for the period of seven (7) years (2013-2019), (*see figure 7*).

CRIMINAL OFFENSES	INVESTIGATION (2013-2019)	PROSECUTION (2013-2019)		TRIAL (2013-2019)		
	SUSPECTS	ACCUSED	% of accused vs suspects	CONVICTED	% of convicted vs accused	% of convicted vs investigated
1 W	217	154	70.97%	131	85.06%	60.37%
2 DR	8197	6175	75.33%	3776	61.15%	46.07%
3 SM	480	334	69.58%	169	50.60%	35.21%
4 OC	666	396	59.46%	21	5.30%	3.15%
5 KORR	6046	2494	41.25%	956	38.33%	15.81%
6 ML	186	52	27.96%	4	7.69%	2.15%
7 HT	593	441	74.37%	199	45.12%	33.56%
8 EC	3702	1765	47.68%	1070	60.62%	28.90%
9 IH	80	47	58.75%	9	19.15%	11.25%
<b>TOTAL:</b>	<b>20167</b>	<b>11858</b>	<b>58.80%</b>	<b>6335</b>	<b>53.42%</b>	<b>31.41%</b>

Figure 7



## PART TWO

### INCRIMINATION

- CRIMINAL INVESTIGATION
- STRUCTURE OF CRIMINAL OFFENSES
- CRIME PANORAMA
- CHRONOLOGY
- GEOGRAPHICAL DIMENSION
- REGIONAL PROFILE
  - PRISHTINA
  - PRIZREN
  - MITROVICA
  - PEJA
  - GJAKOVA
  - GJILAN
  - FERIZAJ
- CRIMINAL PROFILE
  - WEAPONS
  - DRUGS
  - SMUGGLING WITH MIGRANTS
  - ORGANIZED CRIME
  - CORRUPTION
  - MONEY LAUNDERING
  - HUMAN TRAFFICKING
  - ECONOMIC CRIMES
  - INCITMENT TO HATRED

## 2. INCRIMINATION

### 2.1 CRIMINAL INVESTIGATION

Submitting entities of criminal reports (16 competent entities according to law), during the years: 2013–2019, have processed through the basic prosecutions and special prosecution a total of 20167 persons suspected of criminal offenses characteristic of the Inter-Institutional Tracking Mechanism (see figure 8).

#	BASIC PROSECUTION	NUMBER OF PERSONS INVESTIGATED	Residents criminally responsible
1	PRISHTINË	6794	338804
2	PRIZREN	3056	199915
3	PEJË	1657	160986
4	GJILAN	1880	138348
5	MITROVICË	2214	166577
6	FERIZAJ	1955	131418
7	GJAKOVË	1054	145156
	Total basic prosecutions:	<b>18610</b>	<b>1281204</b>
	SPECIAL PROSECUTION	1557	
	Total at the country level:	<b>20167</b>	<b>1281204</b>

Figure 8

The Basic Prosecution in Prishtina with 33.69% of persons has the highest level of suspects in criminal reports for characteristic criminal offenses, while the Basic Prosecution in Gjakova with 5.23% of persons, turns out to have the lowest level of suspects for characteristic criminal offenses over the years 2013-2019 (see figure 9).

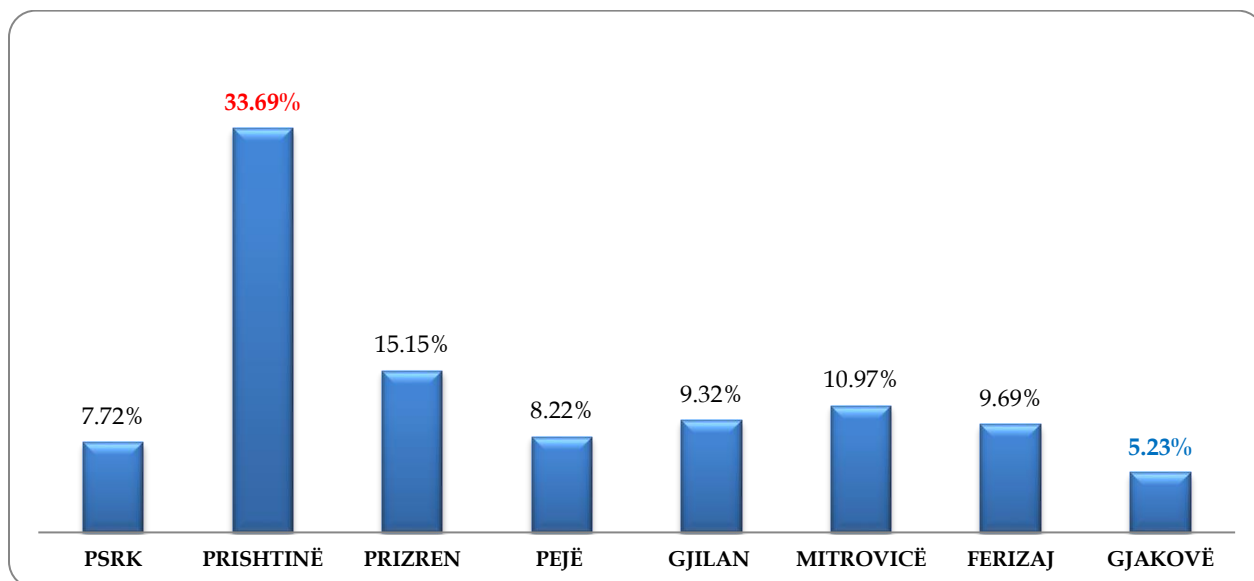


Figure 9

## 2.2 STRUCTURE OF CRIMINAL OFFENSES

During the years 2013-2018, out of a total of 20167 persons involved in criminal reports for characteristic criminal offenses, the highest level results to have the criminal offenses of Drugs with 40.65% of persons, while the lowest level the criminal offense of Incitement to Hatred with 0.40 % of persons (*see figure 10 & 11*).

	SPRK	BP PRISHTINË	BP PRIZREN	BP PEJË	BP GJILAN	BP MITROVICË	BP FERIZAJ	BP GJAKOVË	TOTAL PERSONS:
	Persons	Persons	Persons	Persons	Persons	Persons	Persons	Persons	Persons
W	18	42	61		23	9	54	10	217
DR	72	2818	1385	819	698	1075	859	471	8197
SM	87	165	48	12	82	26	31	29	480
OC	662	4							666
KORR	457	2411	839	506	656	465	383	329	6046
ML	175		11						186
HT	15	220	45	58	47	78	88	42	593
EC	41	1131	657	251	371	551	529	171	3702
IH	30	3	10	11	3	10	11	2	80
#	1557	6794	3056	1657	1880	2214	1955	1054	20167

Figure 10

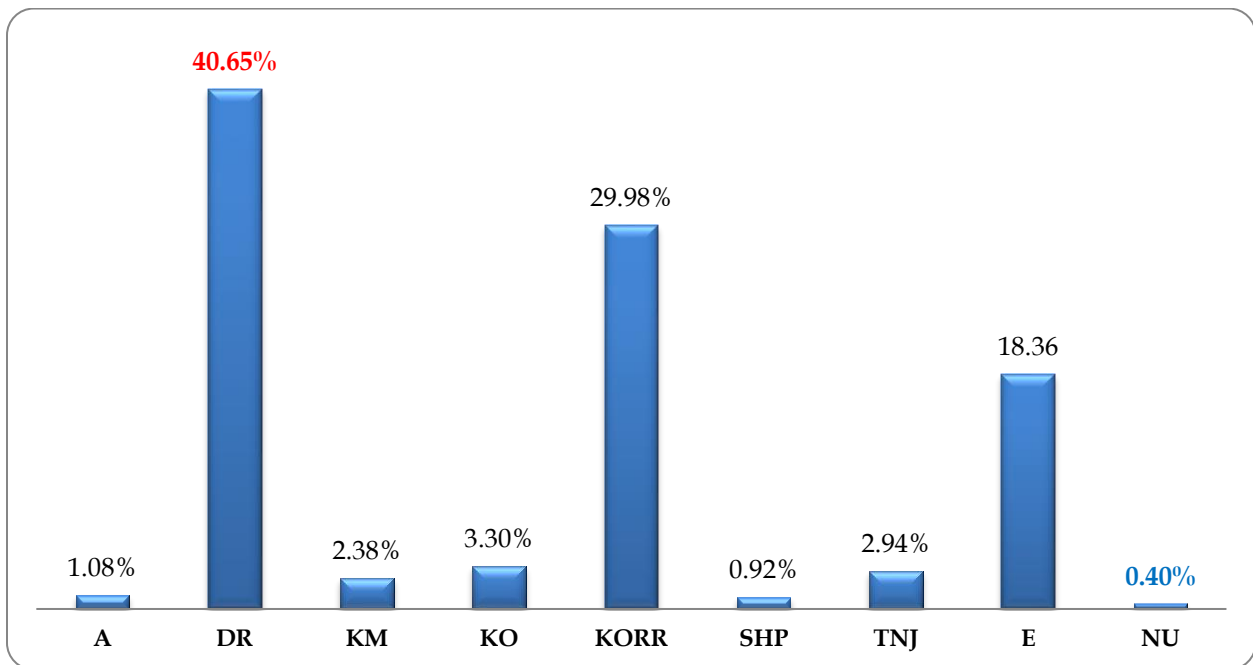


Figure 11

## 2.3 CRIME PANORAMA

Seven (7) Basic Prosecution Offices, during the years 2013-2019, have received / registered 20167 suspects involved in criminal reports for characteristic criminal offenses. In all prosecution offices it turns out that the highest level of suspects is addressed to the criminal offenses of Drugs (with the same color in all regions on the map, which according to legend reflects Drugs), (see figure 12).

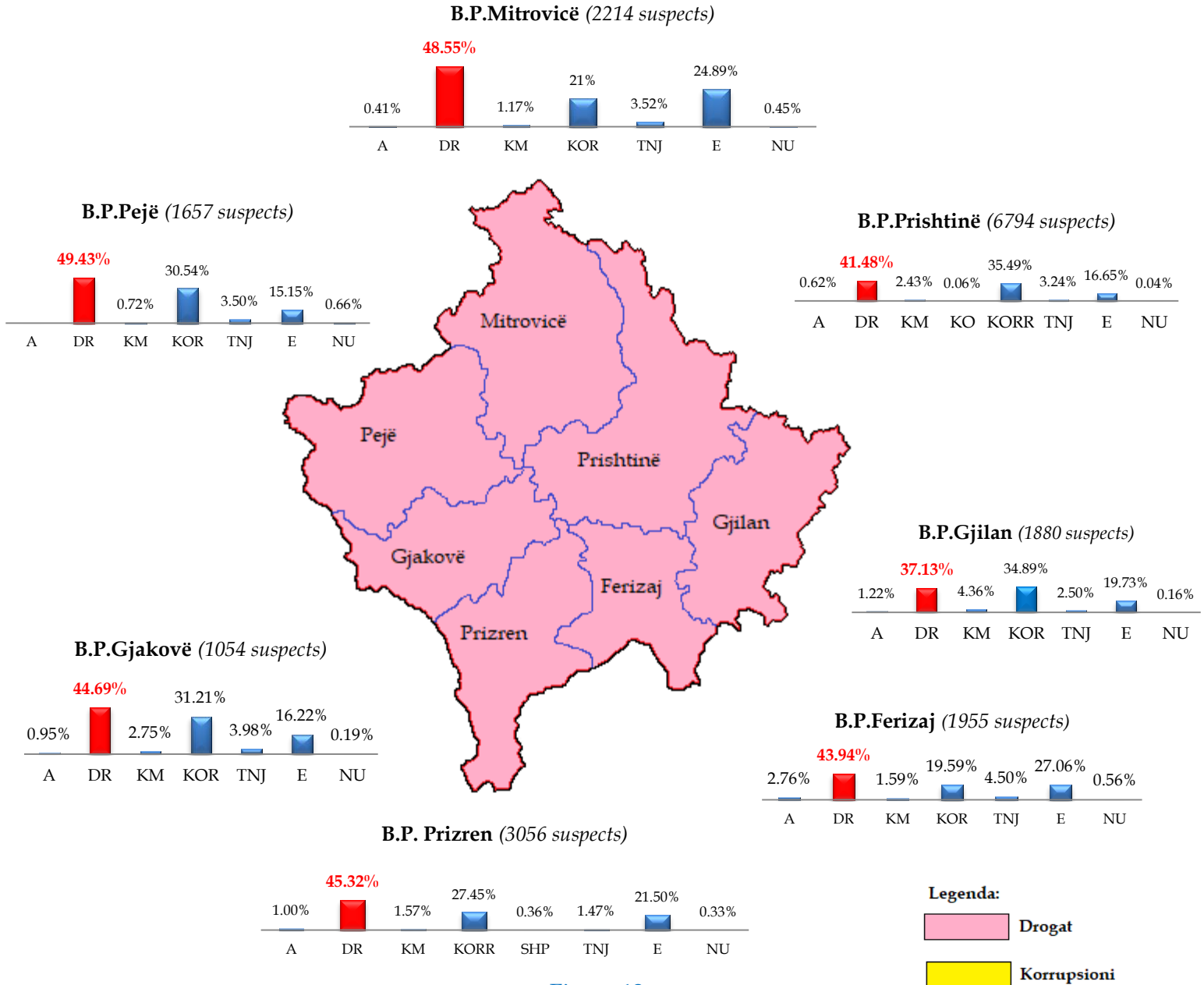


Figure 12

## 2.4 CHRONOLOGY

In 2013, Corruption constituted the criminal offense with the highest number of persons involved in criminal offenses in all Basic Prosecution Offices, while in 2019, Drugs constituted the highest level in the seven basic Prosecution Offices (*see figure 13*).

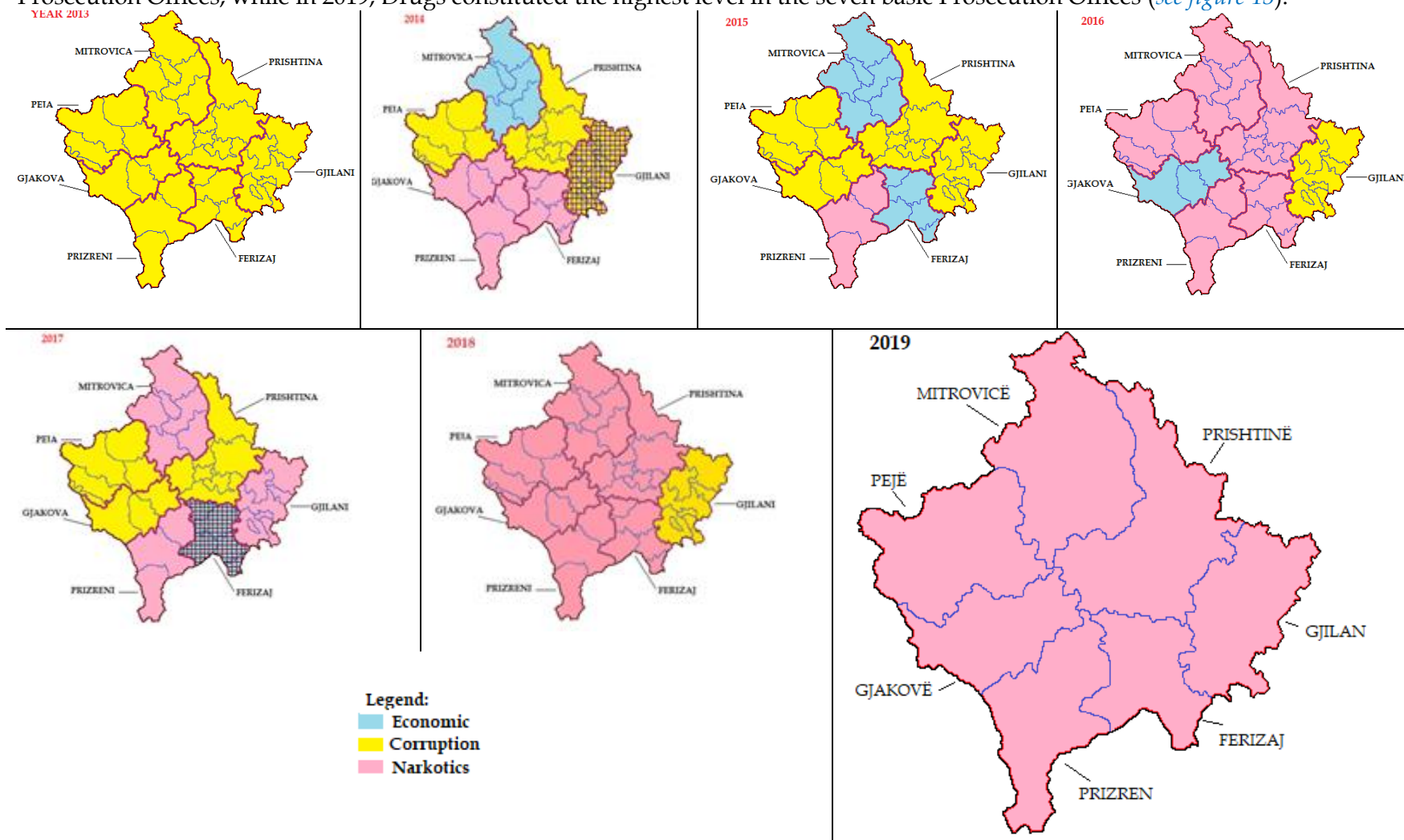


Figure 13

## 2.5 GEOGRAPHICAL DIMENSION

The Basic Prosecution Offices during the years 2013-2019, have received / registered 18610 persons suspected of characteristic criminal offenses (according to territorial competence), which in relation to the total number of 1281204 inhabitants criminally responsible residents (14 + years old), constitute 1.45% , while with the inclusion in the calculation of 1557 persons admitted to the special prosecution, it results that the total number reaches in 20167 persons admitted / registered, which constitute 1.57% of the total number of criminally responsible residents in the country (*see figure 14*).

Prosecution/ Region	Number of persons suspected of characteristic criminal offenses : 2013-2019	Number of criminally responsible residents 14+ years old	Percentage of suspects in relation to the number of criminally responsible residents 14+ years old
1 PRISHTINË	6794	338804	<b>2.01%</b>
2 PRIZREN	3056	199915	<b>1.53%</b>
3 FERIZAJ	1955	131418	<b>1.49%</b>
4 GJILAN	1880	138348	<b>1.36%</b>
5 MITROVICË	2214	166577	<b>1.33%</b>
6 PEJË	1657	160986	<b>1.03%</b>
7 GJAKOVË	1054	145156	<b>0.73%</b>
Total:	<b>18610</b>	<b>1281204</b>	<b>1.45%</b>
SPRK	<b>1557</b>		
Country level	<b>20167</b>	<b>1281204</b>	<b>1.57%</b>

Figure 14

From the data reflected in the table above (*see figure 14*), including the special prosecution, it results that in every 64 inhabitants criminally responsible (14+ years old at the level of the Republic), one (1) person is suspected of a characteristic criminal offense during seven (7) years: 2013-2019. The highest level of involvement of suspects in relation to the number of inhabitants according to the territory of competence, from a total of seven (7) years turns out to have Prishtina, with one (1) suspect in every 50 criminally responsible inhabitants (14 + years old), while the lowest level turns out to be Gjakova with one (1) suspect in every 138 criminally responsible inhabitants (14+ years old), (*see figure 15*).




Figure 15

## 2.6 REGIONAL PROFILE

### 2.6.1 PRISHTINA

Prishtina region consists of seven (7) municipalities with a population of 470583 inhabitants, of which 338804 criminally responsible inhabitants (14+ years old) and 131779 criminally irresponsible inhabitants (under 14 years old). During the seven (7) years (2013-2019), various entities have submitted to the prosecutor's office the cases of 6794 persons suspected of committing any of the characteristic criminal offenses of the inter-institutional tracking mechanism. (See figure 16).

C.O	Year 2013	Year 2014	Year 2015	Year 2016	Year 2017	Year 2018	Year 2019	Total:
W	20	10	6	3		3		42
DR	237	267	213	347	529	769	456	2818
SM	28	26	38	29	24	18	2	165
OC		4						4
KORR	404	403	351	280	319	326	328	2411
ML								
HT	44	20	25	24	26	47	34	220
EC		297	26	168	247	161	232	1131
IH				1		1	1	3
#	733	1027	659	852	1145	1325	1053	6794

Figure 16

The profile of the suspect in the Prishtina region consists of: 1) Drugs with 41.48%; 2) Corruption with 35.49% and 3) Economic crimes with 16.65% (see figure 17).

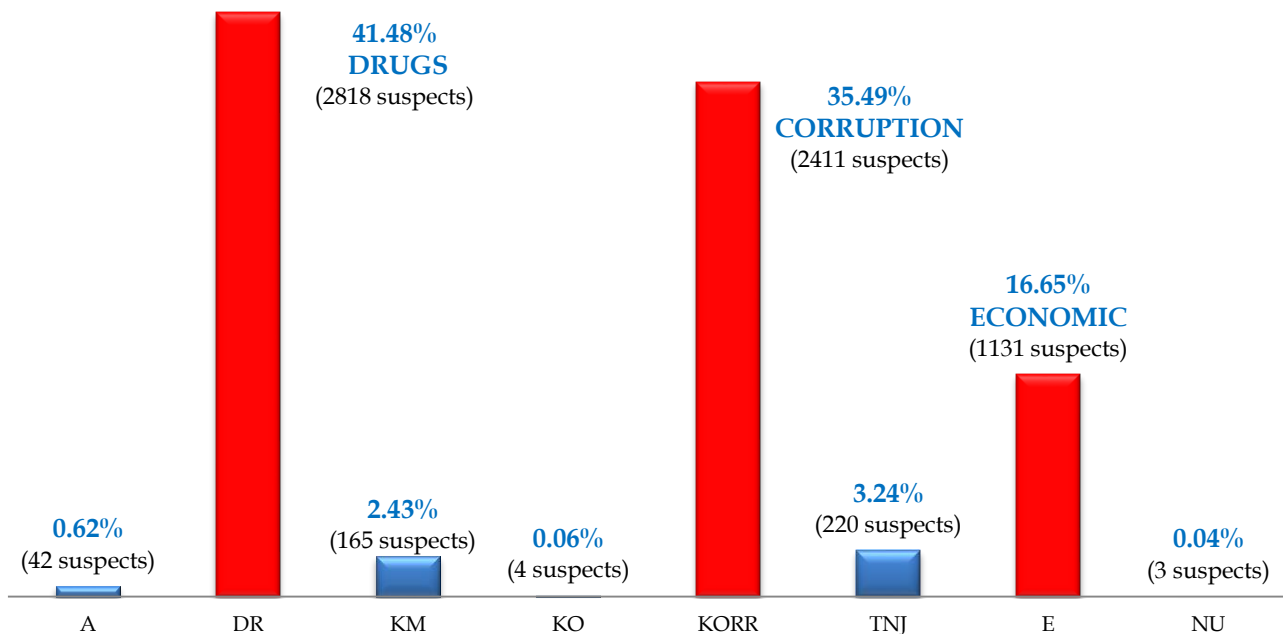


Figure 17

## 2.6.2 PRIZREN

Prizren region consists of four (4) municipalities with a population of 277007 inhabitants, of which 199915 criminally responsible inhabitants (14+ years old) and 77092 criminally irresponsible inhabitants (under 14 years old). During the seven (7) years (2013-2019), various entities have submitted to the prosecutor's office the cases of 3056 persons suspected of committing any of the characteristic criminal offenses, of the inter-institutional tracking mechanism. (See figure 18).

C.O	Year 2013	Year 2014	Year 2015	Year 2016	Year 2017	Year 2018	Year 2019	Total:
W	19	13	6	6	9	6	2	61
DR	111	139	127	174	198	289	347	1385
SM	13	5	16	2	2	6	4	48
OC								
KORR	151	124	101	80	95	76	212	839
ML	4		2			5		11
HT	7	7	7	8	2	5	9	45
EC		111	109	81	148	85	123	657
IH			2	1	4	1	2	10
#	305	339	370	352	458	473	699	3056

Figure 18

The profile of the suspect in the Prizren region consists of: 1) Drugs with 45.32%; 2) Corruption with 27.45% and 3) Economic crimes with 21.50%, (see figure 19).

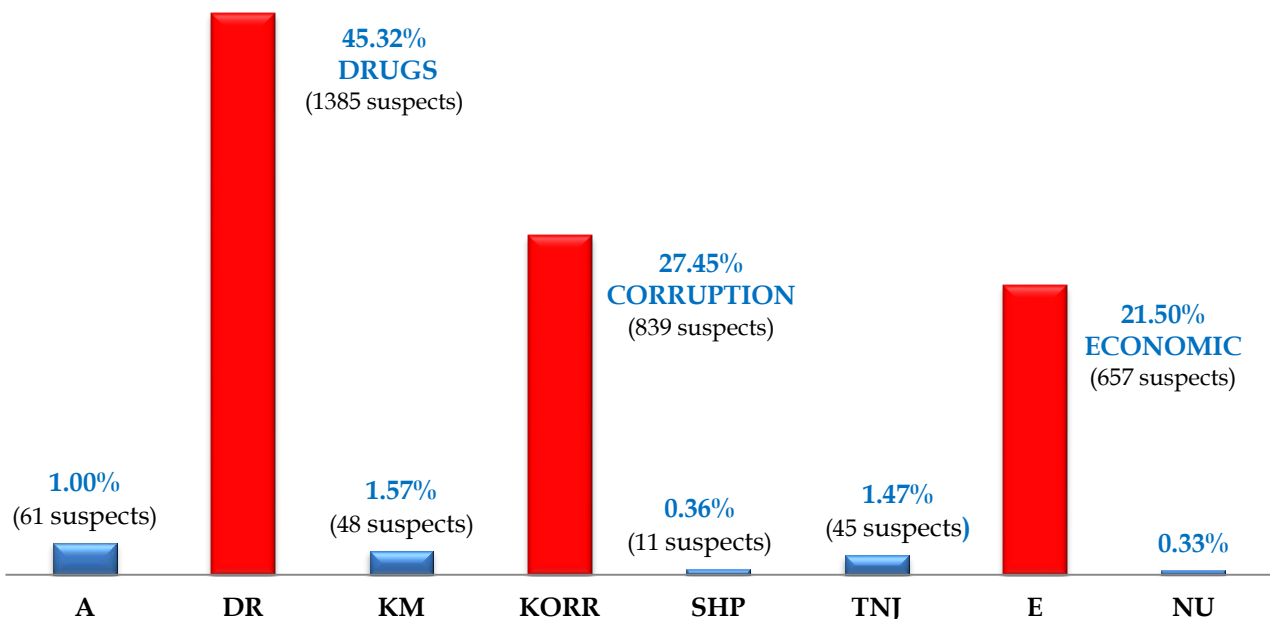


Figure 19



### 2.6.3 MITROVICA

Mitrovica region consists of seven (7) municipalities with a population of 232833 inhabitants, of which 166577 inhabitants are criminally responsible (14+ years old) and 66256 criminally irresponsible inhabitants (under 14 years old). During the seven (7) years (2013-2019), various entities have submitted to the prosecutor's office the cases of 2214 persons for characteristic criminal offenses (*see figure 20*).

C.O	Year 2013	Year 2014	Year 2015	Year 2016	Year 2017	Year 2018	Year 2019	Total:
W				5		4		9
DR	52	53	130	124	177	273	266	1075
SM		7	12		5	1	1	26
OC								
KORR	59	69	93	91	51	22	80	465
ML								
HT	9	16	8	8	13	11	13	78
EC		114	202	29	42	115	49	551
IH			3			3	4	10
#	120	259	448	257	288	429	413	2214

Figure 20

The profile of the suspect in the Mitrovica region consists of: 1) Drugs with 48.55%, 2) Economic crimes with 24.89% and 3) Corruption with 21.00%, (*see figure 21*).

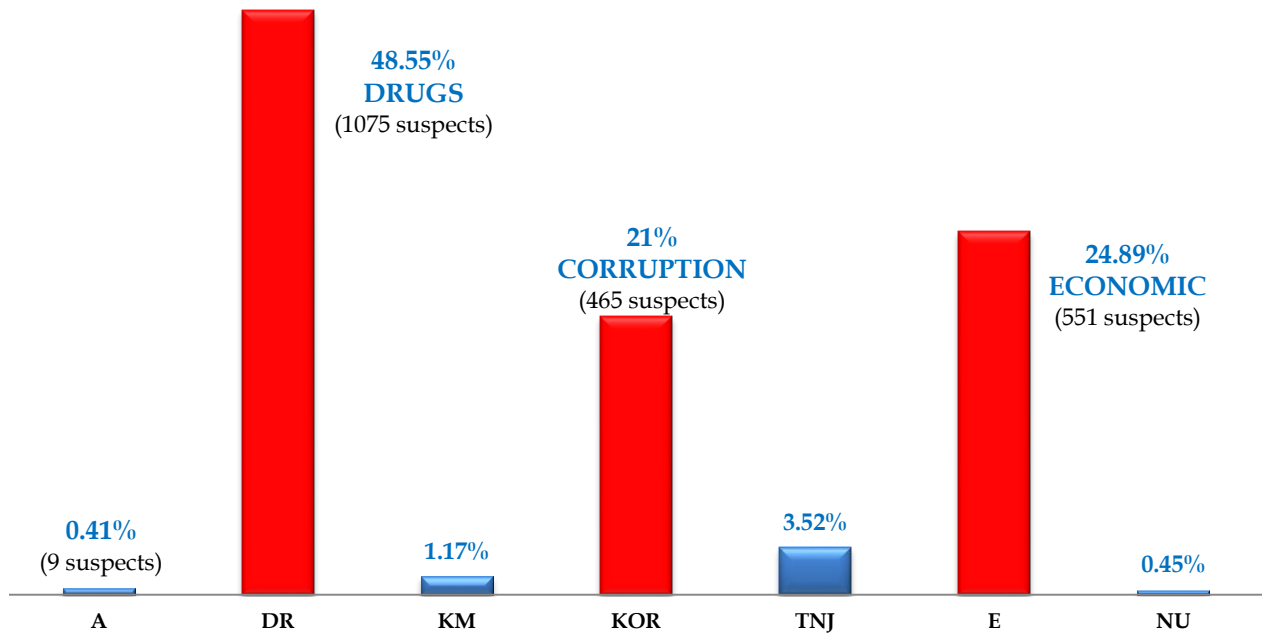


Figure 21

## 2.6.4 PEJA

Peja region consists of five (5) municipalities with a population of 220338 inhabitants, of which 160986 criminally responsible inhabitants (14+ years old) and 59352 criminally irresponsible inhabitants (under 14 years old). During the seven (7) years (2013-2019), various entities have submitted to the prosecutor's office the cases of 1657 persons for characteristic criminal offenses (*see figure 22*).

C.O	Year 2013	Year 2014	Year 2015	Year 2016	Year 2017	Year 2018	Year 2019	Total:
W								
DR	58	80	60	109	102	213	197	819
SM		5	4			3		12
OC								
KORR	129	86	71	92	57	42	29	506
ML								
HT	3	11	3	18	11	8	4	58
EC		33	34	35	49	28	72	251
IH			4	1	4	1	1	11
#	190	215	176	255	223	295	303	1657

Figure 22

The profile of the suspect in the region of Peja consists of: 1) Drugs with 49.43%, 2) Corruption with 30.54% and 3) Economic crimes with 15.15%, (*see figure 23*).

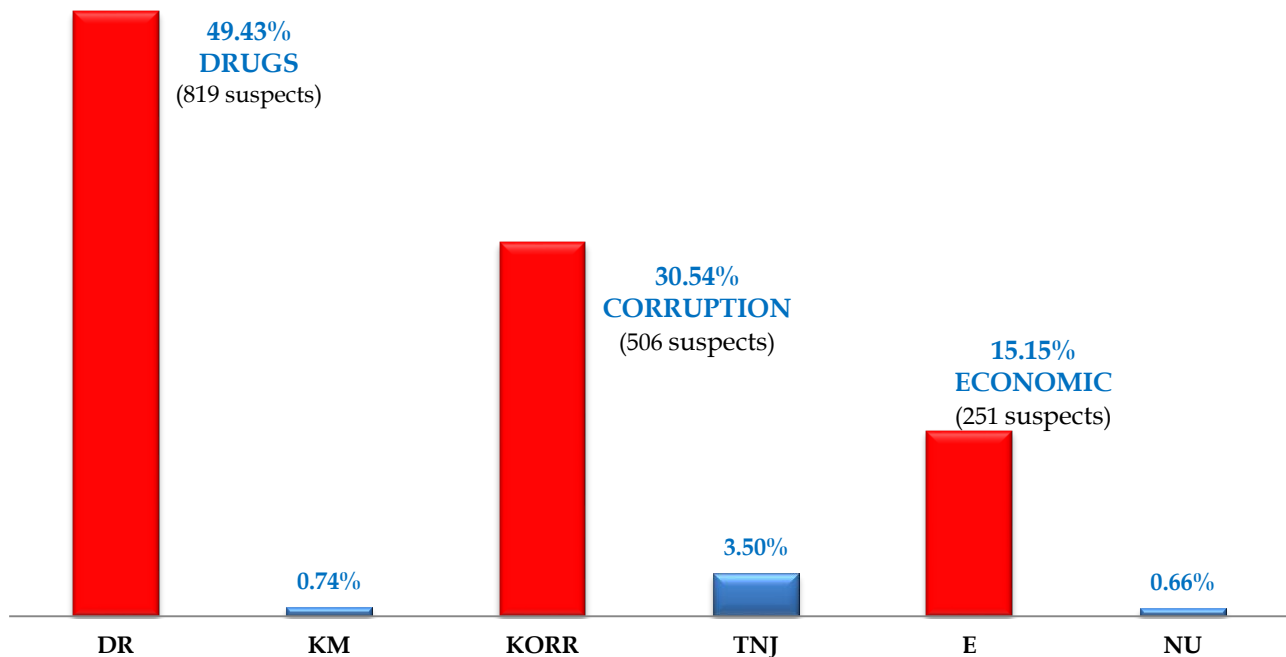


Figure 23

## 2.6.5 GJAKOVA

Gjakova region consists of three (3) municipalities with a population of 205377 inhabitants, of which 145156 criminally responsible inhabitants (14+ years old) and 60211 criminally irresponsible inhabitants (under 14 years old). During the seven (7) years (2013-2019), various entities have submitted to the prosecutor's office the cases of 1054 persons for characteristic criminal offenses (*see figure 24*).

C.O	Year 2013	Year 2014	Year 2015	Year 2016	Year 2017	Year 2018	Year 2019	Total:
W		8	1				1	10
DR	18	48	27	51	97	111	119	471
SM	3	6	2	7	6		5	29
OC								
KORR	58	38	62	31	44	47	49	329
ML								
HT	15	4	7	5	3	3	5	42
EC		27	11	56	27	24	26	171
IH						2		2
#	94	131	110	150	177	187	205	1054

Figure 24

The profile of the suspect in the region of Gjakova consists of: 1) Drugs with 44.69%, 2) Corruption with 31.21% and 3) Economic Crimes with 16.22%, (*see figure 25*).

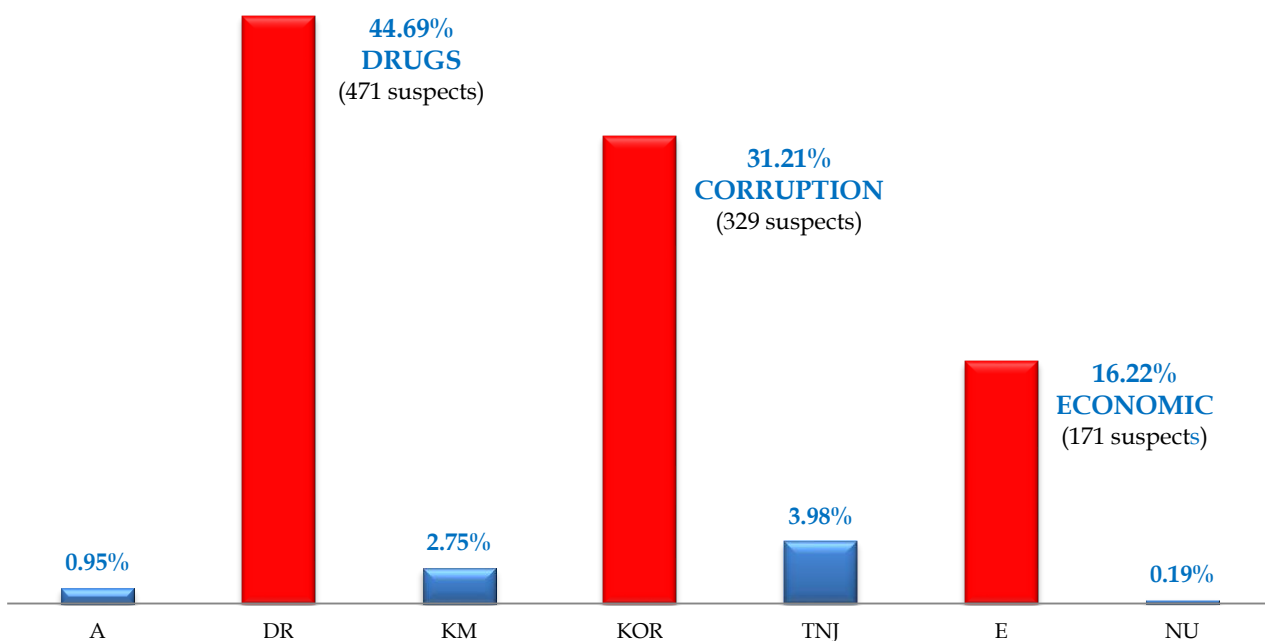


Figure 25

### 2.6.6 GJILAN

Gjilan / Gnjilane region consists of seven (7) municipalities with a population of 188,188 inhabitants, of which 138,348 criminally responsible inhabitants (14+ years old) and 49840 criminally irresponsible inhabitants (under 14 years old). During the seven (7) years (2013-2019), various entities have submitted to the prosecutor's office the cases of 1880 persons for characteristic criminal offenses (*see figure 26*).

C.O	Year 2013	Year 2014	Year 2015	Year 2016	Year 2017	Year 2018	Year 2019	Total:
W	13	6		4				23
DR	60	75	41	94	140	165	123	698
SM	24	24	13	2	6	3	10	82
OC								
KORR	112	75	66	201	80	71	51	656
ML								
HT	6	5	4	10	9	7	6	47
EC		72	32	79	36	52	100	371
IH			2		1			3
#	215	257	158	390	272	298	290	1880

Figure 26

The profile of the suspect in the Gjilan region consists of: 1) Drugs with 37.13%, 2) Corruption with 34.89% and 3) Economic crimes with 19.73%, (*see figure 27*).

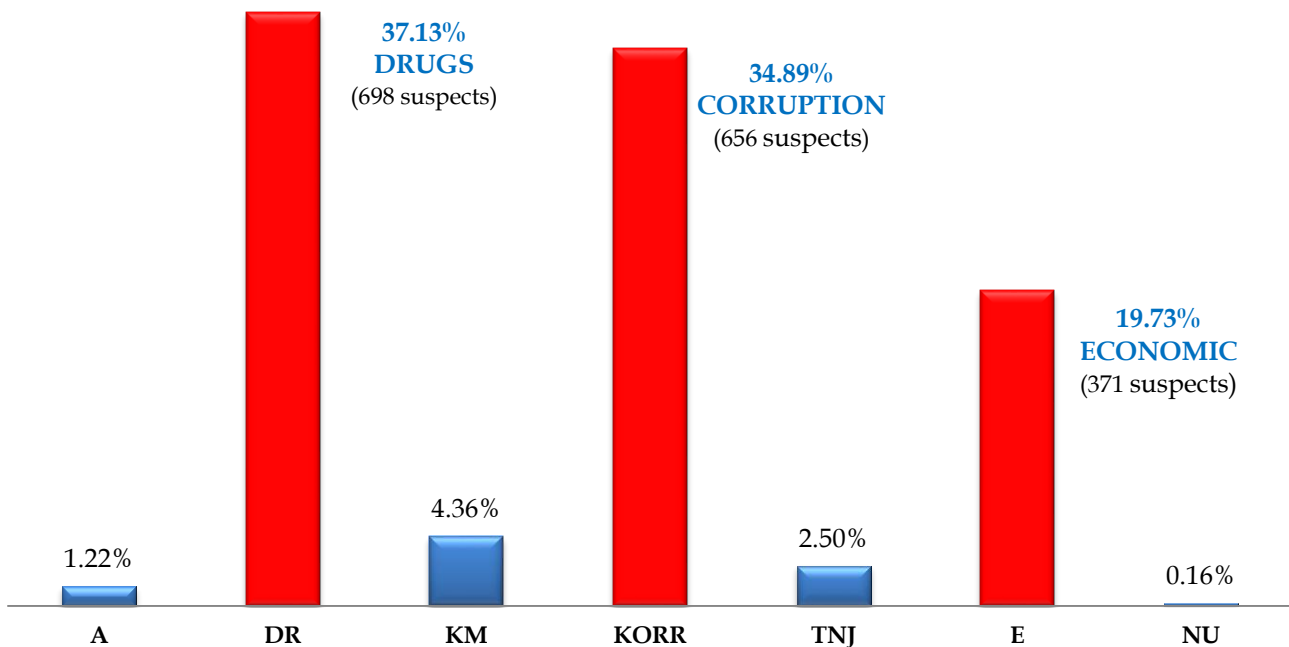


Figure 27

### 2.6.7 FERIZAJ

Ferizaj region consists of five (5) municipalities with a population of 185,695 inhabitants, of which 13,1418 are criminally responsible inhabitants (14+ years old) and 54,277 criminally irresponsible inhabitants (under 14 years old). During the seven (7) years (2013-2019), various entities have submitted to the prosecutor's office the cases of 1955 persons for characteristic criminal offenses. (See figure 28).

C.O	Year 2013	Year 2014	Year 2015	Year 2016	Year 2017	Year 2018	Year 2019	Total:
W	8	3	1	7	4	27	4	54
DR	52	93	47	91	171	189	216	859
SM	14	3	1		9	3	1	31
OC		0						
KORR	86	60	64	32	75	34	32	383
ML								
HT	27	17	13	3	10	9	9	88
EC		81	104	35	86	115	108	529
IH			6	5				11
#	187	257	236	173	355	377	370	1955

Figure 28

The profile of the suspect in the region of Ferizaj consists of: 1) Drugs with 43.94%, 2) Economic crimes with 27.06% and 3) Corruption with 19.59%, (see figure 29).

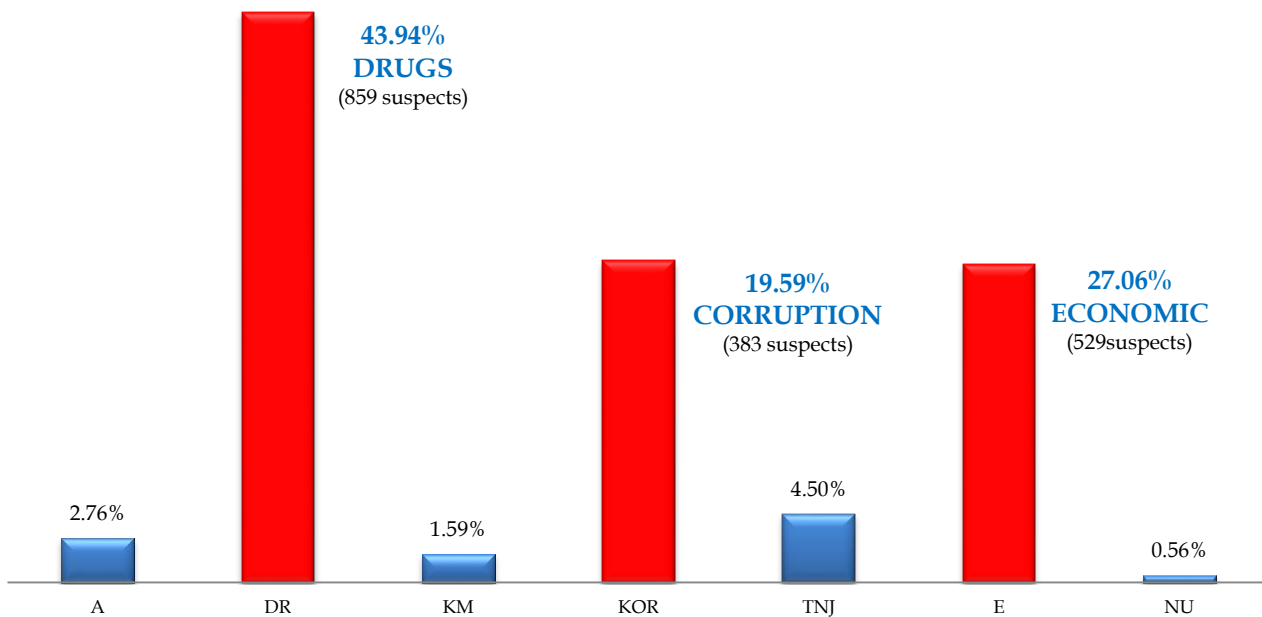


Figure 29

## 2.6.8 SPECIAL PROSECUTION

The Special Prosecution, with competence in the entire territory of the Republic of Kosovo, during seven (7) years (2013-2019), has received from different subjects the cases of 1557 persons involved in characteristic criminal offenses of the Inter-Institutional Tracking Mechanism (*see figure 30*).

C.O	Year 2013	Year 2014	Year 2015	Year 2016	Year 2017	Year 2018	Year 2019	Total:
W	9	4	3		1	1		18
DR	24	38	7				3	72
SM	45	42						87
OC	85	161	156	83	94	7	76	662
KORR	37	156	52	42	17	38	115	457
ML	32	25	25	7	23	6	57	175
HT	2	13						15
EC		2	7	4	2		26	41
IH			23	1	3		3	30
#	234	441	273	137	140	52	280	1557

Figure 30

The profile of the suspect, in the cases handled by the Special Prosecution, consists of: 1) Organized crime with 42.52%, 2) Corruption with 29.35% and 3) Money laundering with 11.24%, (*see figure 31*).

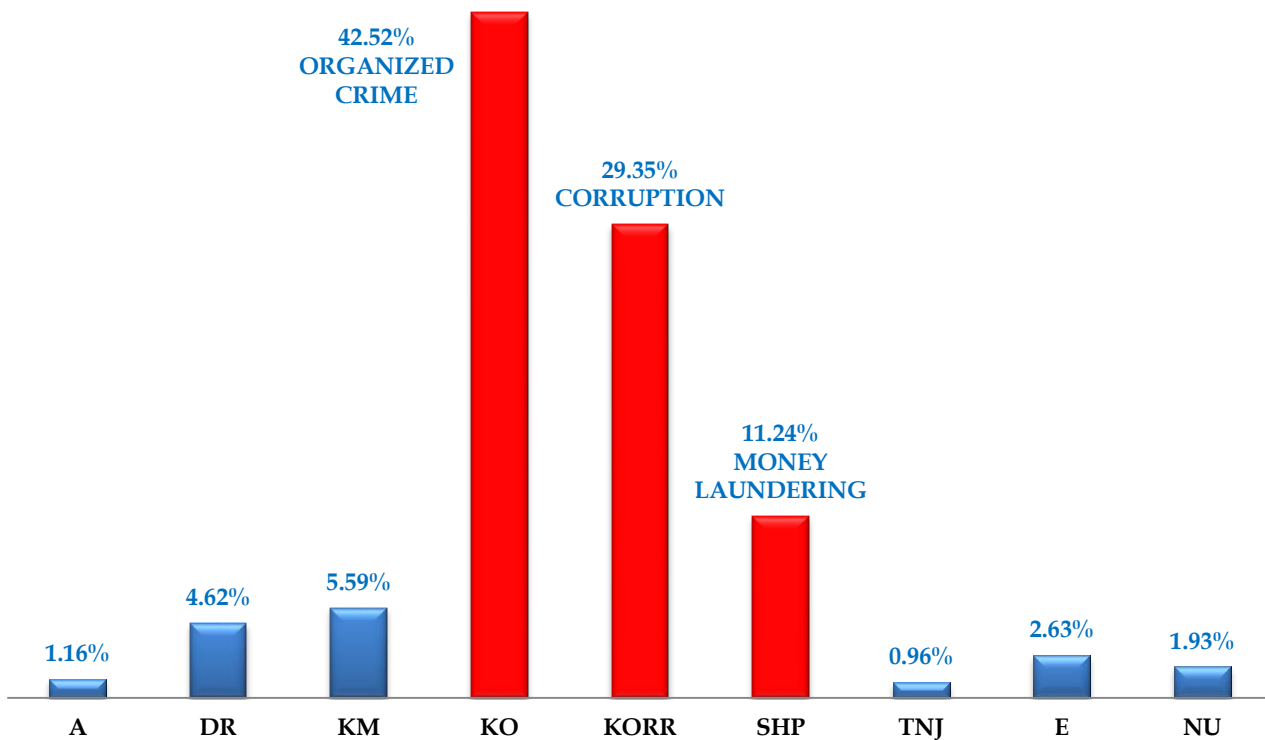


Figure 31

## 2.7 GEOGRAPHICAL PROFILE OF CRIMINAL OFFENSES

### 2.7.1 WEAPONS

During the years 2013-2019, the prosecutions have received / registered 217 persons suspected of the criminal offense of Weapons, which in relation to the total number of 1281204 criminally responsible inhabitants constitute 0.016%, (*see figure 32*).

	Persons involved in criminal reports for criminal offenses : 2013-2019	Number of criminally responsible residents (14+years old)	Percentage of suspects in relation to the number of criminally responsible residents (14+vyears old)
PRISHTINË	42	338804	0.012%
PRIZREN	61	199915	0.031%
MITROVICË	9	166577	0.005%
GJILAN	23	138348	0.016%
FERIZAJ	54	131418	0.041%
PEJË		160986	
GJAKOVË	10	145156	0.006%
Total:	199	1281204	0.016%
SPRK	18		
TOTAL:	217	1281204	0.016%

Figure 32

At the national level, it results that during the years 2013-2019, 217 suspects were registered for the criminal offense of Weapons, which in relation to the number of criminally responsible inhabitants (14+ years old), constitute one (1) suspect in 5904 inhabitants (14+ years old). While by regions, Peja results with no suspects while Ferizaj results with the highest level of involvement, with one (1) suspect per 2434 inhabitants (*see figure 33*).



Figure 33

## 2.7.2 DRUGS

During the years 2013-2019, the prosecutions have received / registered 8197 persons suspected of criminal offenses of Drugs, which in relation to the total number of 1281204 inhabitants criminally responsible constitute 0.64% (see figure 34).

NARCOTICS/ DRUGS	Persons involved in criminal reports for criminal offenses: 2013-2019	Number of criminally responsible residents (14+years old)	Percentage of suspects in relation to the number of criminally responsible residents (14+years old)
PRISHTINË	2818	338804	0.83%
PRIZREN	1385	199915	0.69%
MITROVICË	1075	166577	0.65%
GJILAN	698	138348	0.50%
FERIZAJ	859	131418	0.65%
PEJË	819	160986	0.51%
GJAKOVË	471	145156	0.32%
Total:	8125	1281204	0.63%
SPRK	72		
TOTALI:	8197	1281204	0.64%

Figure 34

At the national level, it results that during the years 2013-2019, 8197 suspects were registered for the criminal offenses of Drugs, which in relation to the number of criminally responsible inhabitants (14+ years old), constitute one (1) suspect in 156 inhabitants (14+ years old). While by regions, Gjakova turns out to have the lowest level of involvement, with one (1) suspect in 308 inhabitants (14+ years old), while Prishtina with the highest level of involvement, with one (1) suspect in 120 people (see figure 35).

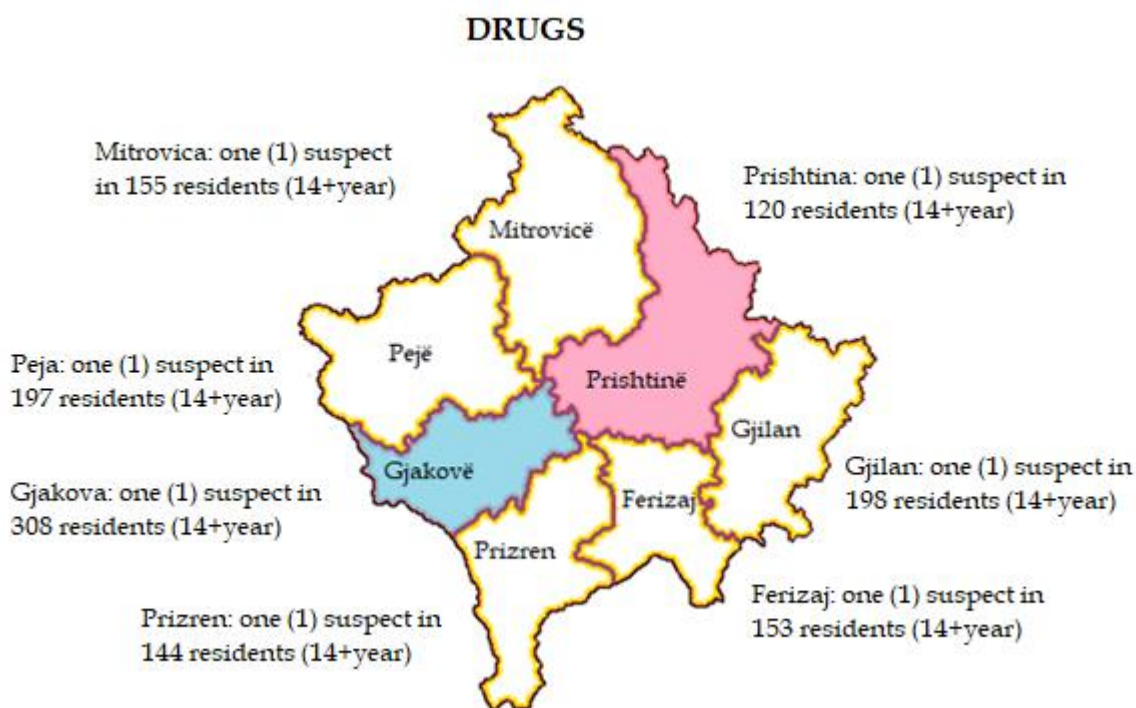


Figure 35



### 2.7.3 SMUGGLING WITH MIGRANTS

During the years 2013-2019, the prosecutions have received / registered 480 persons suspected of criminal offenses of Smuggling with Migrant, which in relation to the total number of 1281204 criminally responsible inhabitants constitute 0.037% (see figure 36).

SMUGGLING WITH MIGRANTS	Persons involved in criminal reports for criminal offenses: 2013-2019	Number of criminally responsible residents (14+years old)	Percentage of suspects in relation to the number of criminally responsible residents (14+years old)
PRISHTINË	165	338804	0.049%
PRIZREN	48	199915	0.024%
MITROVICË	26	166577	0.016%
GJILAN	82	138348	0.059%
FERIZAJ	31	131418	0.024%
PEJË	12	160986	0.007%
GJAKOVË	29	145156	0.020%
Total:	393	1281204	0.031%
SPRK	87		
TOTAL:	480	1281204	0.037%

Figure 36

At the national level, it turns out that during the years 2013-2019, 480 suspects were registered for the criminal offenses of Smuggling with Migrant, which in relation to the number of criminally responsible residents (14+ years old), constitute one (1) suspect in 2669 residents (14+ years old). While according to the regions, Peja turns out to have the lowest level of involvement, with one (1) suspect in 13416 inhabitants (14+ years old), while Gjilan with the highest level of involvement, with one (1) suspect in 1687 people (see figure 37).

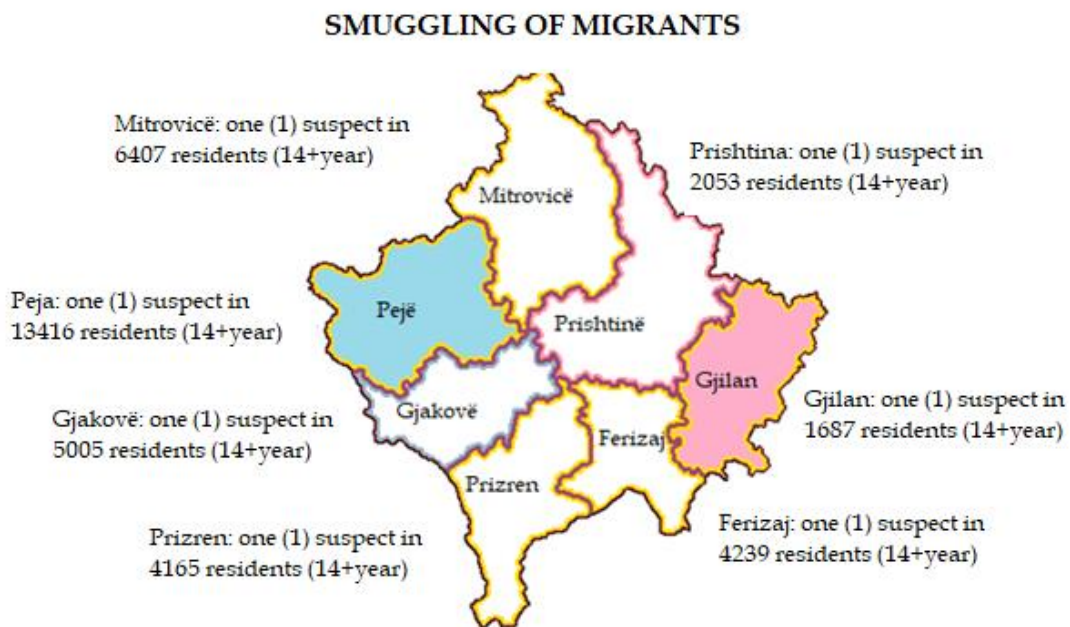


Figure 37

## 2.7.4 ORGANIZED CRIME

During the years 2013-2019, the prosecutions have received / registered 666 persons suspected of criminal offenses of organized crime, which in relation to the total number of 1281204 criminally responsible residents constitute 0.052% (see figure 38).

ORGANIZED CRIME	Persons involved in criminal reports for criminal offenses: 2013-2019	Number of criminally responsible residents (14+years old)	Percentage of suspects in relation to the number of criminally responsible residents (14+years old)
PRISHTINË	4	338804	0.001%
PRIZREN		199915	
MITROVICË		166577	
GJILAN		138348	
FERIZAJ		131418	
PEJË		160986	
GJAKOVË		145156	
Total:	4	1281204	0.0003%
SPRK	662		
TOTAL:	666	1281204	0.052%

Figure 38

At the national level, it results that during the years 2013-2019, 666 suspects were registered for the criminal offenses of Organized Crime, who in relation to the number of criminally responsible residents (14+ years old), at the national level constitute one (1) of suspected in 1924 inhabitants (14+ years old) (see figure 39).

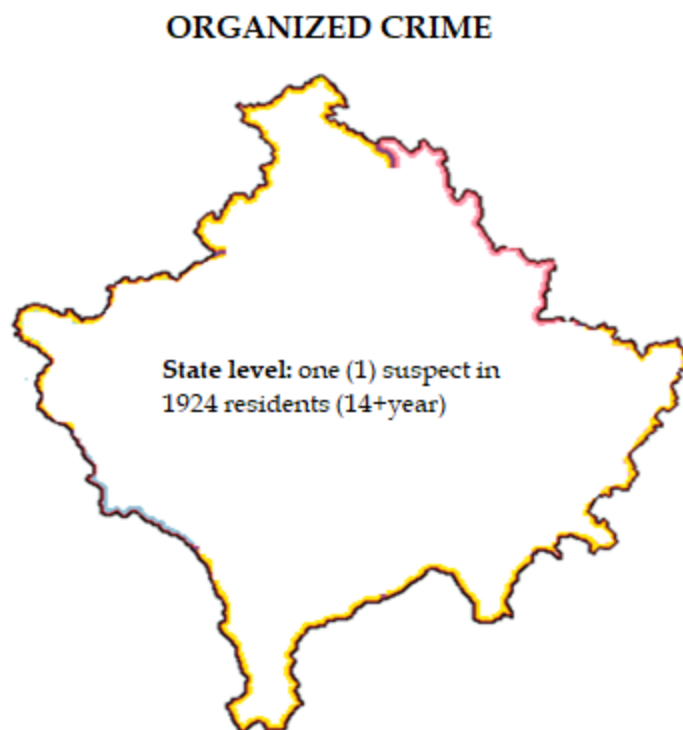


Figure 39

## 2.7.5 CORRUPTION

During the years 2013-2019, prosecutors have received / registered 6046 persons suspected of criminal offenses of Corruption, which in relation to the total number of 1281204 criminally responsible residents constitute 0.47% (see figure 40).

CORRUPTION	Persons involved in criminal reports for criminal offenses: 2013-2019	Number of criminally responsible residents (14+years old)	Percentage of suspects in relation to the number of criminally responsible residents (14+years old)
PRISHTINË	2411	338804	0.71%
PRIZREN	839	199915	0.42%
MITROVICË	465	166577	0.28%
GJILAN	656	138348	0.47%
FERIZAJ	383	131418	0.29%
PEJË	506	160986	0.32%
GJAKOVË	329	145156	0.23%
Total :	5589	1281204	0.44%
SPRK	457		
TOTAL:	6046	1281204	0.47%

Figure 40

At the national level, it results that during the years 2013-2019, 6046 suspects were registered for the criminal offenses of Corruption, which in relation to the number of criminally responsible inhabitants (14+ years old), constitute one (1) suspect in 212 inhabitants (14+ years old). While by regions, Gjakova turns out to have the lowest level of involvement, with one (1) suspect in 441 inhabitants (14+ years old), while Prishtina with the highest level of involvement, with one (1) suspect in 141 inhabitants (see figure 41).

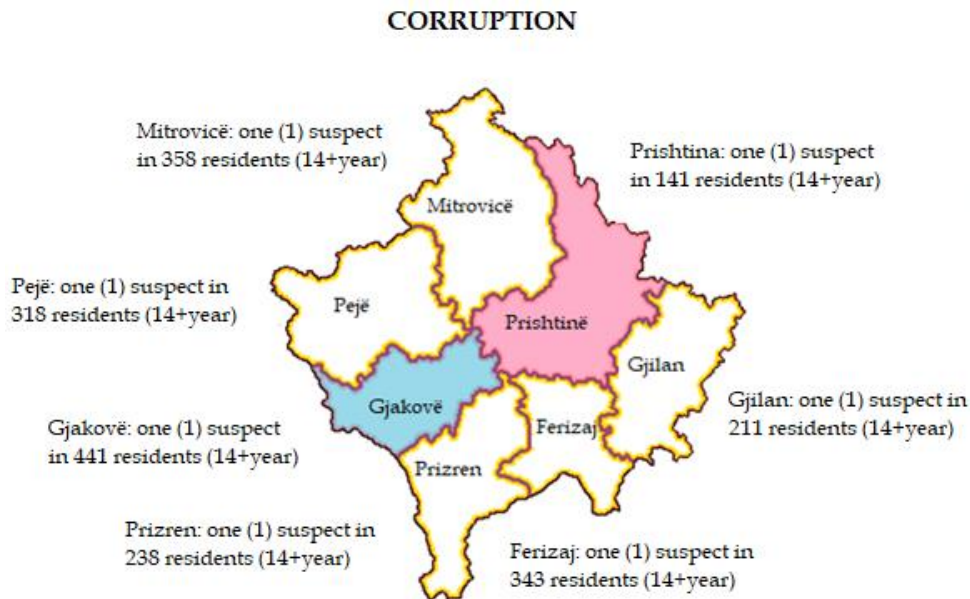


Figure 41

## 2.7.6 MONEY LAUNDERING

During the years 2013-2019, prosecutors have received / registered 186 persons suspected of criminal offenses of Money Laundering, which in relation to the total number of 1281204 criminally responsible residents constitute 0.015% (see figure 42).

MONEY LAUNDERING	Persons involved in criminal reports for criminal offenses: 2013-2019	Number of criminally responsible residents (14+years old)	Percentage of suspects in relation to the number of criminally responsible residents (14+years old)
PRISHTINË		338804	
PRIZREN	11	199915	0.006%
MITROVICË		166577	
GJILAN		138348	
FERIZAJ		131418	
PEJË		160986	
GJAKOVË		145156	
Total :	11	1281204	0.0009%
SPRK	175		
TOTAL:	186	1281204	0.015%

Figure 42

At the national level, it results that during the years 2013-2019, 186 suspects were registered for the criminal offenses of Money Laundering, which in relation to the number of criminally responsible inhabitants (14 + years), constitute one (1) suspect in 6888 inhabitants (14+ years old) (see figure 43).

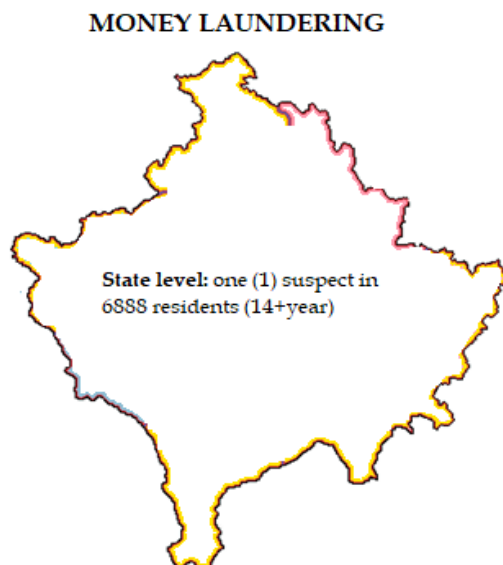


Figure 43

## 2.7.7 HUMAN TRAFFICKING

During the years 2013-2019, the prosecutions have received / registered 593 persons suspected of criminal offenses of Human Trafficking, which in relation to the total number of 1281204 inhabitants criminally responsible constitute 0.46% (see figure 44).

HUMAN TRAFFICKING	Persons involved in criminal reports for criminal offenses: 2013-2019	Number of criminally responsible residents (14+years old)	Percentage of suspects in relation to the number of criminally responsible residents (14+vyears old)
PRISHTINË	220	338804	0.065%
PRIZREN	45	199915	0.023%
MITROVICË	78	166577	0.047%
GJILAN	47	138348	0.034%
FERIZAJ	88	131418	0.067%
PEJË	58	160986	0.036%
GJAKOVË	42	145156	0.029%
Total:	578	1281204	0.045%
SPRK	15		
TOTAL:	593	1281204	0.046%

Figure 44

At the national level, it results that during the years 2013-2019, 593 suspects were registered for the criminal offenses of Trafficking in Human Beings, which in relation to the number of criminally responsible residents (14+ years old), constitute one (1) suspect in 2161 residents (14+ years old). While by regions, Prizren turns out to have the lowest level of involvement, with one (1) suspect in 4443 inhabitants (14+ years old), while Ferizaj with the highest level of involvement, with one (1) suspect in 1493 residents (14+ years old), (see figure 45).

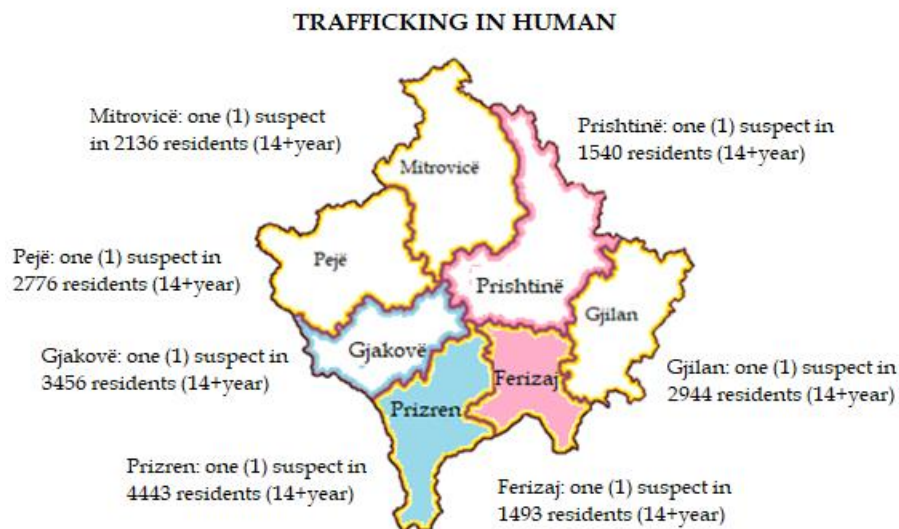


Figure 45

### 2.7.8 ECONOMIC CRIMES

During the years 2013-2019, the prosecutions have received / registered 3702 persons suspected of criminal offenses of economic crimes, which in relation to the total number of 1281204 inhabitants criminally responsible constitute 0.29% (see figure 46).

ECONOMIC CRIMES	Persons involved in criminal reports for criminal offenses: 2013-2019	Number of criminally responsible residents (14+years old)	Percentage of suspects in relation to the number of criminally responsible residents (14+years old)
PRISHTINË	1131	338804	0.33%
PRIZREN	657	199915	0.33%
MITROVICË	551	166577	0.33%
GJILAN	371	138348	0.27%
FERIZAJ	529	131418	0.40%
PEJË	251	160986	0.16%
GJAKOVË	171	145156	0.12%
Total:	3661	1281204	0.29%
SPRK	41		
TOTAL:	3702	1281204	0.29%

Figure 46

At the national level, it turns out that during the years 2013-2019, 3702 suspects were registered for criminal offenses of economic crimes, which in relation to the number of criminally responsible residents (14+ years old), constitute one (1) suspect in 346 inhabitants (14+ years old). While by regions, Gjakova turns out to have the lowest level of involvement, with one (1) suspect in 849 inhabitants (14+ years old), while Ferizaj with the highest level of involvement, with one (1) suspect in 248 residents (14+ years old), (see figure 47).

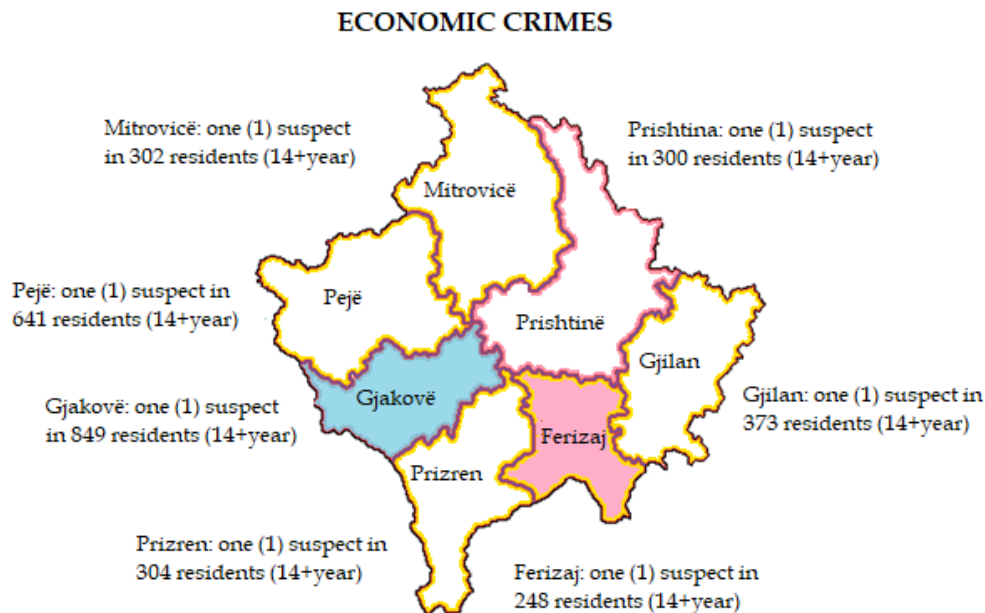


Figure 47

## 2.7.9 INCITEMENT TO HATRED

During the years 2013-2019, the prosecutions have received / registered 80 persons suspected of the criminal offenses of Incitement to Hatred, which in relation to the total number of 1281204 criminally responsible inhabitants constitute 0.006% (see figure 48).

INCITEMENT TO HATRED	Persons involved in criminal reports for criminal offenses: 2013-2019	Number of criminally responsible residents (14+years old)	Percentage of suspects in relation to the number of criminally responsible residents (14+years old)
PRISHTINË	3	338804	0.0009%
PRIZREN	10	199915	0.005%
MITROVICË	10	166577	0.006%
GJILAN	3	138348	0.002%
FERIZAJ	11	131418	0.008%
PEJË	11	160986	0.007%
GJAKOVË	2	145156	0.001%
Total:	50	1281204	0.004%
SPRK	30		
TOTAL:	80	1281204	0.006%

Figure 48

At the national level, it turns out that during the years 2013-2019, 80 suspects were registered for the criminal offenses of Incitement to Hate, which in relation to the number of criminally responsible residents (14+ years old), constitute one (1) suspect in 16015 residents (14+ years old). While by regions, Prishtina turns out to have the lowest level of involvement, with one (1) suspect in 112935 inhabitants (14+ years old), while Ferizaj with the highest level of involvement, with one (1) suspect in 11947 residents (14+ years old), (see figure 49).

### INCITING HATRED

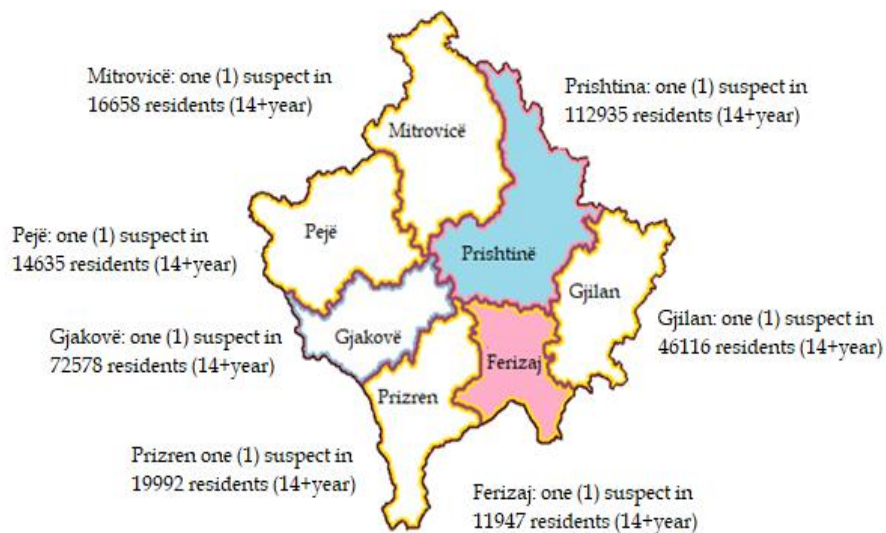


Figure 49

# PART THREE

## PROSECUTION

- ACCUSATION
- STRUCTURE OF CRIMINAL OFFENSES
- CRIME PANORAMA
- CHRONOLOGY
- GEOGRAPHICAL DIMENSION
- REGIONAL PROFILE
  - PRISHTINA
  - PRIZREN
  - MITROVICA
  - PEJA
  - GJAKOVA
  - GJILAN
  - FERIZAJ
- CRIMINAL PROKILE
- WEAPONS
- DRUGS
- SMUGGLING WITH MIGRANTS
- ORGANIZED CRIME
- CORRUPTION
- MONEY LAUNDERING
- HUMAN TRAFFICKING
- ECONOMIC CRIMES
- INCITEMENT TO HATRED

### 3 PROSECUTION

#### 3.1 ACCUSATION



Prosecutions during the years 2013-2019, have filed indictments against 11,858 accused of characteristic criminal offenses of the inter-institutional tracking mechanism. From the total number of accused persons, it results that the basic prosecutions have filed indictments for 10,900 persons, while the special prosecution has filed indictments for 958 persons (*see figure 50*).

#	BASIC PROSECUTION OFFICE	NUMBER OF ACCUSED PERSONS	Criminally responsible resident inhabitants
1	PRISHTINË	3421	338804
2	PRIZREN	1918	199915
3	PEJË	952	160986
4	GJILAN	1241	138348
5	MITROVICË	1295	166577
6	FERIZAJ	1399	131418
7	GJAKOVË	674	145156
	Total basic prosecutions:	<b>10900</b>	<b>1281204</b>
	SPECIAL PROSECUTION OFFICE	958	<b>1281204</b>
	Total at the country level:	<b>11858</b>	<b>1281204</b>

Figure 50

The Basic Prosecution in Prishtina with 28.85% of indicted persons results in the highest level of indictments for persons, while the Basic Prosecution in Gjakova with 5.68% of persons has the lowest level of indictments filed for persons (*see figure 51*).

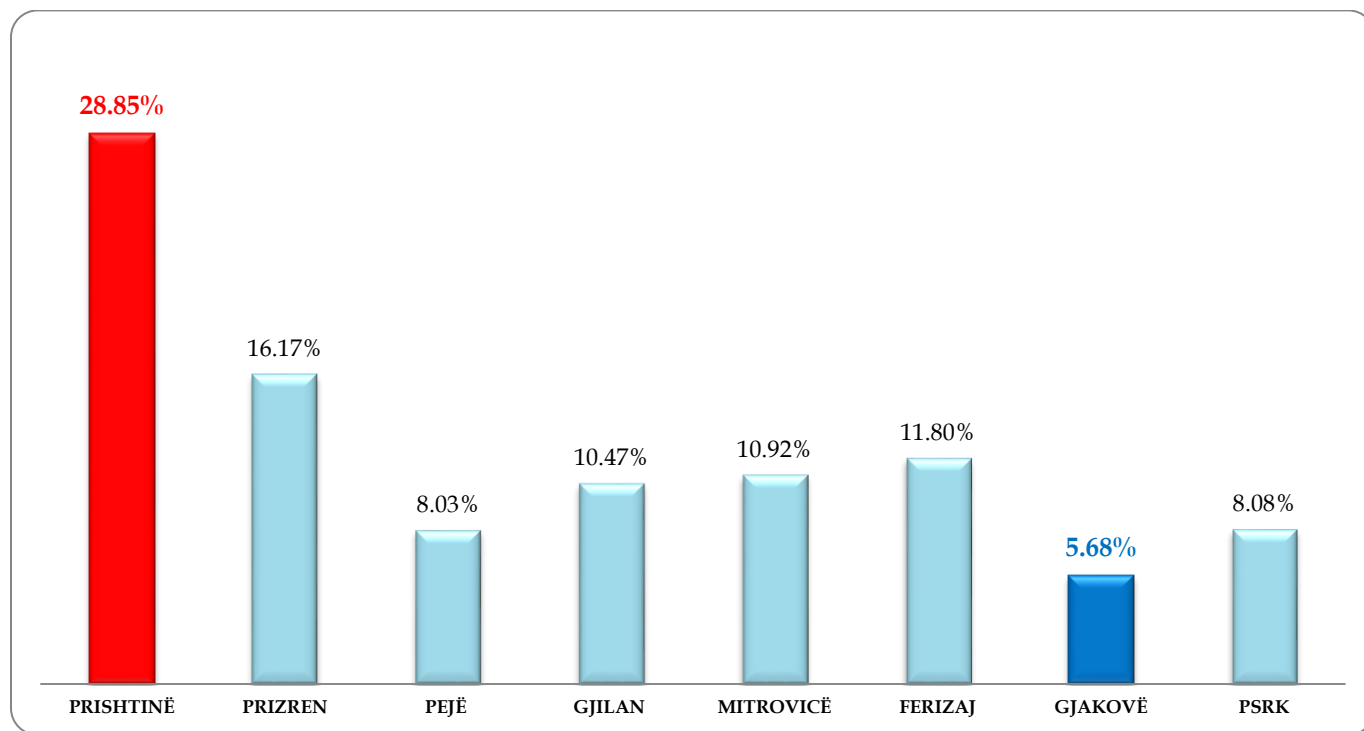


Figure 51

### 3.2 STRUCTURE OF CRIMINAL OFFENSES

From the total number of persons accused of criminal offenses during the years 2013-2019, it results that Drugs with 6175 accused persons have the highest level of accused, while Incitement to hatred with 47 accused persons turns out to have the lowest level of accused. According to the type of indictment, it results that the indictments have the highest level after the investigation with 6969 persons or 58.77% of the indictments (see figures 52 & 53).

	INDICTMENTS	SPRK	PR	PZ	PE	GJI	MI	FE	GJA	#
WEAPONS	Indictment for issuing a punitive order									
	Direct Indictment			4		5		14	1	24
	Indictment after the investigation	27	24	47	1	11	6	10	4	130
DRUGS	Indictment for issuing a punitive order		442	209	11	24	29	44	35	794
	Direct Indictment		907	629	298	322	478	411	97	3142
	Indictment after the investigation	49	437	322	331	279	283	308	230	2239
SMUGGLING WITH MIGRANTS	Indictment for issuing a punitive order									
	Direct Indictment		3			1			1	5
	Indictment after the investigation	98	84	32	7	58	10	25	15	329
ORGANIZED CRIME	Indictment for issuing a punitive order									
	Direct Indictment									
	Indictment after the investigation	381		13				2		396
CORRUPTION	Indictment for issuing a punitive order		9		15		3	50		77
	Direct Indictment	1	90	23	50	34	33	28	11	270
	Indictment after the investigation	287	693	326	103	234	209	139	156	2147
MONEY LAUNDERING	Indictment for issuing a punitive order									
	Direct Indictment	1								1
	Indictment after the investigation	51								51
HUMAN TRAFFICKING	Indictment for issuing a punitive order									
	Direct Indictment		4			2				6
	Indictment after the investigation	28	166	26	20	31	68	74	22	435
ECONOMIC CRIMES	Indictment for issuing a punitive order		45	1	1	9			7	63
	Direct Indictment		84	138	28	126	26	67	18	487
	Indictment after the investigation	11	428	143	84	105	150	220	74	1215
INCITEMENT TO HATRED	Indictment for issuing a punitive order	18	2							20
	Direct Indictment									
	Indictment after the investigation	6	3	5	3			7	3	27
Total:		958	3421	1918	952	1241	1295	1399	674	11858

Figure 52



Figure 53

### 3.3 CRIME PANORAMA

From the total of 10,900 indictments, against persons for characteristic criminal offenses, filed by the Basic Prosecution Offices (not including the SPRK), during the years 2013-2019, it results that Drugs have the highest level of criminal offenses in all regions (see figure 54).

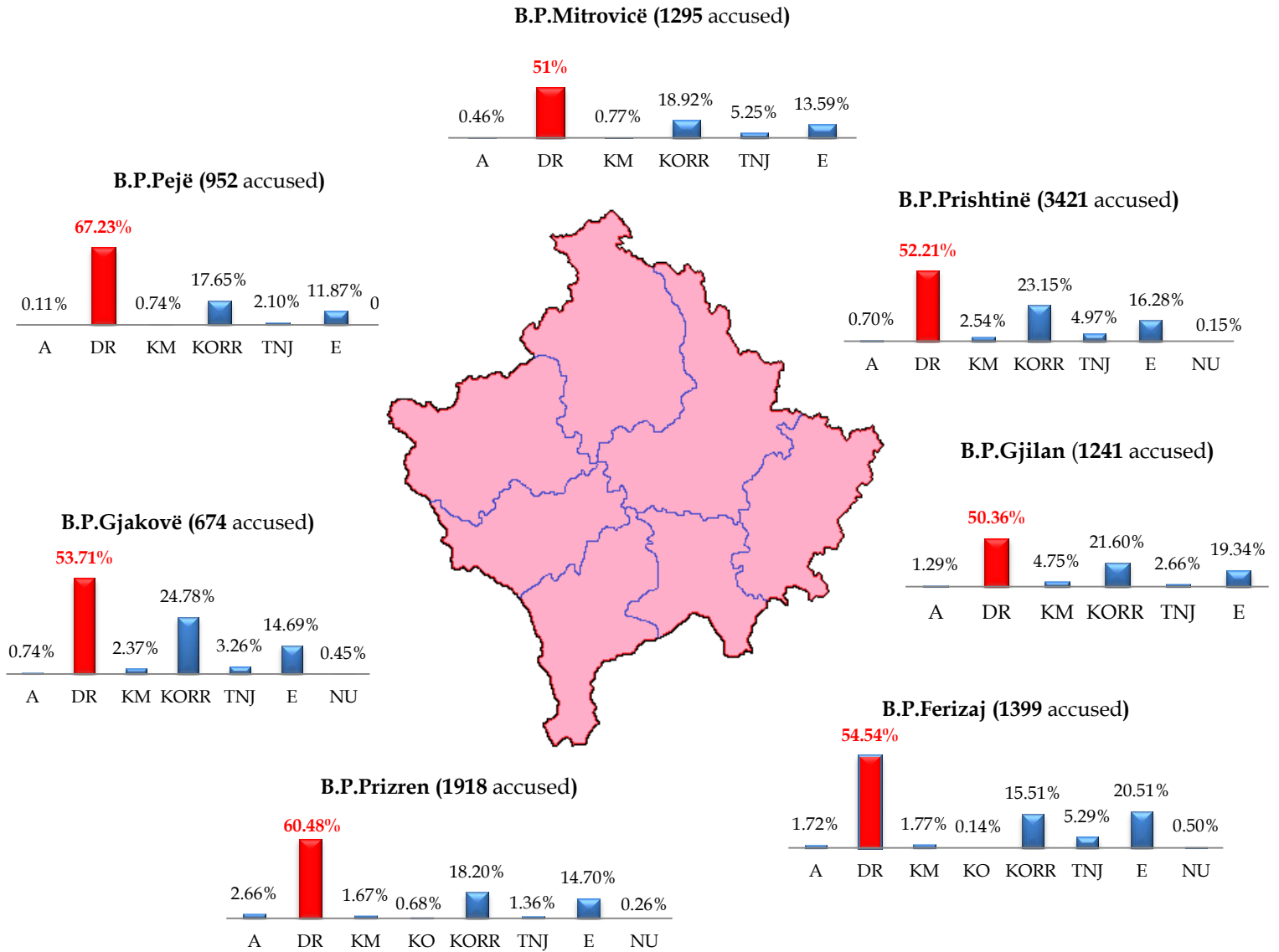


Figure 54

### 3.4 CHRONOLOGY

In the first four years (2013-2016), of the functioning of the Inter-Institutional Tracking Mechanism for characteristic criminal offenses, the highest level of accused in the regions was Drugs and Corruption, from 2017 to 2019, the highest level of accused in the regions constitute the criminal offenses of Drugs (*see figure 55*).

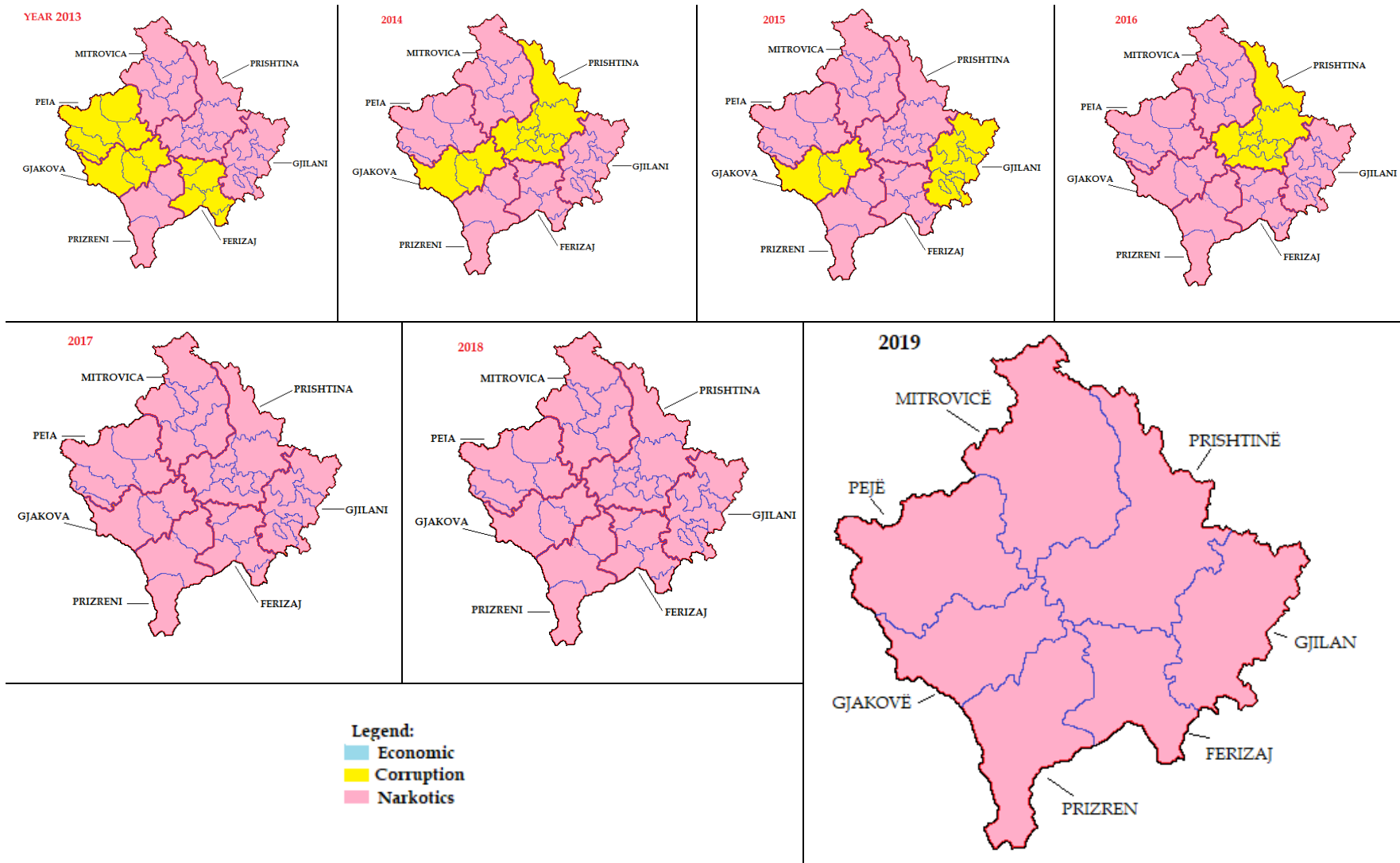


Figure 55

### 3.5 GEOGRAPHICAL DIMENSION

During the years 2013-2019, the prosecutions have filed indictments for 11858 accused of characteristic criminal offenses, which in relation to 1281204 resident residents criminally responsible (14+ years old), constitute 0.93% (see figure 56).

Prosecution / Region		Number of persons ACCUSED of characteristic criminal offenses : 2013-2019	Number of criminally responsible residents (14+ years old)	Percentage of ACCUSED in relation to the number of criminally responsible residents 14+ years old
1	PRISHTINË	3421	338804	<b>1.01%</b>
2	PRIZREN	1918	199915	<b>0.96%</b>
3	MITROVICË	1295	166577	<b>0.78%</b>
4	PEJË	952	160986	<b>0.59%</b>
5	GJAKOVË	674	145156	<b>0.46%</b>
6	GJILAN	1241	138348	<b>0.90%</b>
7	FERIZAJ	1399	131418	<b>1.06%</b>
Total:		<b>10900</b>	<b>1281204</b>	<b>0.85%</b>
SPRK		958		
Country level		<b>11858</b>	<b>1281204</b>	<b>0.93%</b>

Figure 56

Ferizaj region with one accused in 93 resident residents criminally responsible (14+ years old), turns out to have the highest level of involvement of the accused during the years 2013-2019 in relation to the number of criminally responsible resident residents (14+ years), while the lowest level turns out to have the region of Gjakova, with one accused in 125 residents criminally responsible resident (see figure 57).

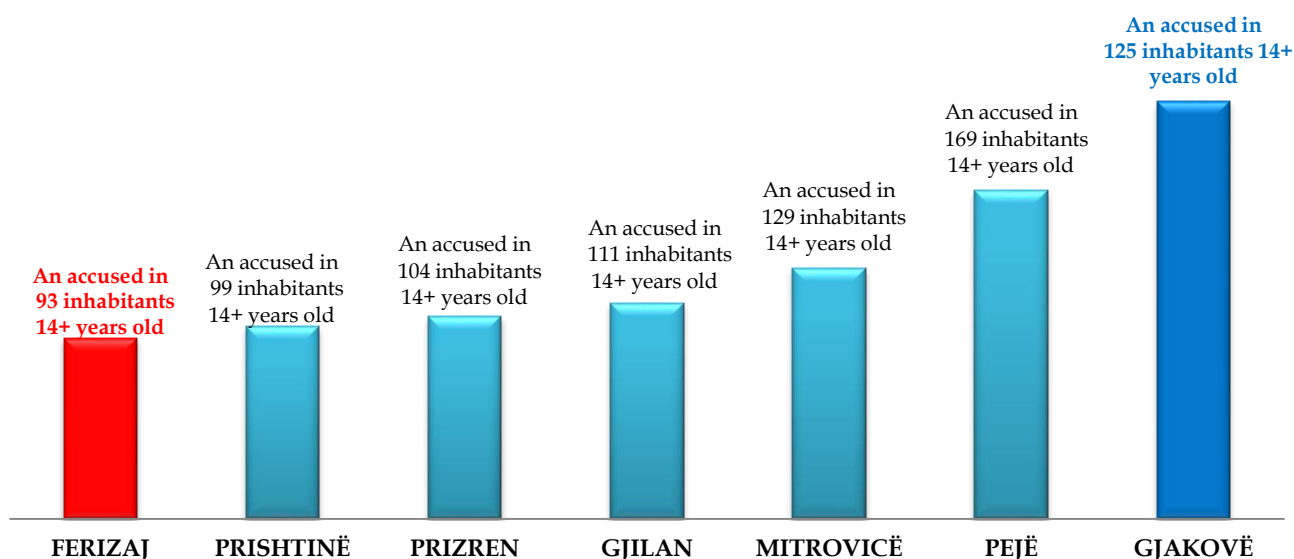


Figure 57

### 3.6 REGIONAL PROFILE

#### 3.6.1 PRISHTINA

Prishtina region consists of seven (7) municipalities with a population of 470583 inhabitants, of which 338804 criminally responsible inhabitants (14+ years old) and 131779 criminally irresponsible inhabitants (under 14 years old). During the seven (7) years (2013-2019), the prosecution has filed an indictment against 3421 persons for characteristic criminal offenses (*see figure 58*).

C.O	Year 2013	Year 2014	Year 2015	Year 2016	Year 2017	Year 2018	Year 2019	Total:
W	8	11		1	4			24
DR	84	131	146	93	351	606	375	1786
SM	8	18	19	23	15		4	87
OC								
KORR	50	167	122	158	122	96	77	792
ML								
HT	69	10	29	16	17	12	17	170
EC	0	10	4	91	169	145	138	557
IH				3			2	5
#	219	347	320	385	678	859	613	3421

Figure 58

The profile of the accused in the region of Prishtina consists of: 1) Drugs with 52.21%, 2) Corruption with 23.15% and 3) Economic crimes with 16.28%, (*see figure 59*).

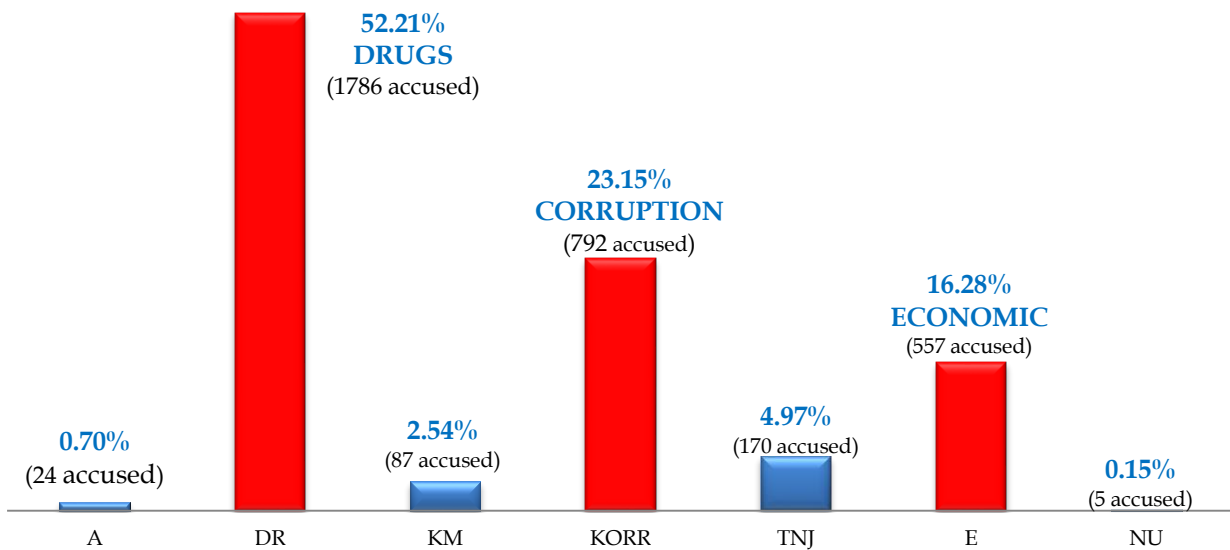


Figure 59

### 3.6.2 PRIZREN

Prizren region consists of four (4) municipalities with a population of 277007 inhabitants, of which 199915 criminally responsible inhabitants (14+ years old) and 77092 criminally irresponsible inhabitants (under 14 years old). During the seven (7) years (2013-2019), the prosecution has filed indictments against 1918 persons for characteristic criminal offenses (*see figure 60*).

C.O	Year 2013	Year 2014	Year 2015	Year 2016	Year 2017	Year 2018	Year 2019	Total:
W	10	10	5	6	8	8	4	51
DR	54	114	104	151	157	297	283	1160
SM	4	7	11	5	2		3	32
OC		13						13
KORR	36	98	48	32	52	21	62	349
ML								
HT	2	6	6	3	2	5	2	26
EC		50	54	30	45	42	61	282
IH				1	4			5
#	106	298	228	228	270	373	415	1918

Figure 60

The profile of the accused in the Prizren region consists of: 1) Drugs with 60.48%, 2) Corruption with 18.20% and 3) Economic crimes with 14.70% (*see figure 61*).

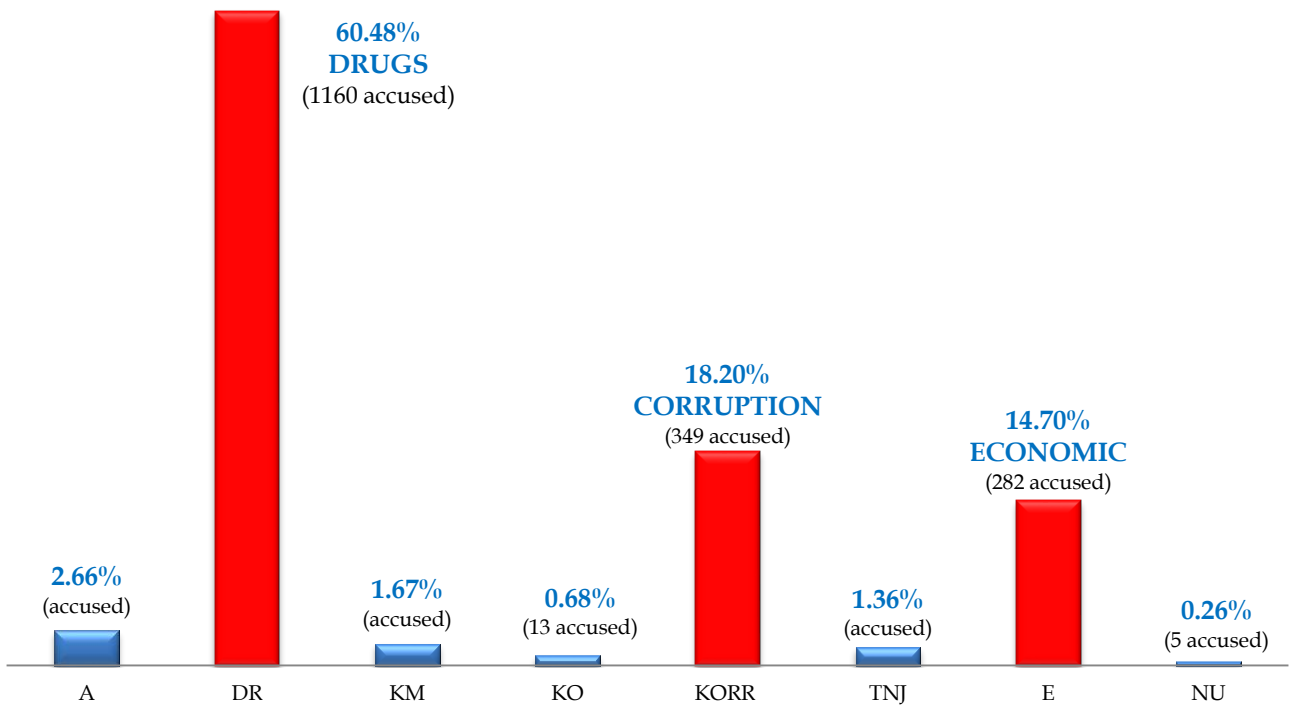


Figure 61

### 3.6.3 MITROVICA

Mitrovica region consists of seven (7) municipalities with a population of 232833 inhabitants, of which 166577 inhabitants are criminally responsible (14+ years old) and 66256 criminally irresponsible inhabitants (under 14 years old). During the seven (7) years (2013-2019), the prosecution has filed an indictment against 1295 persons for characteristic criminal offenses (*see figure 62*).

C.O	Year 2013	Year 2014	Year 2015	Year 2016	Year 2017	Year 2018	Year 2019	Total:
W						6		6
DR	44	68	85	122	231	68	172	790
SM			2	1	2	3	2	10
OC								
KORR	2	39	59	31	60	25	29	245
ML								
HT	5	10		3	4	39	7	68
EC		28	38	38	37	23	12	176
IH								
#	51	145	184	195	334	164	222	1295

Figure 62

The profile of the accused in the region of Mitorivica consists of: 1) Drugs with 51.00%, 2) Corruption with 18.92% and 3) Economic crimes with 13.59% (*see figure 63*).

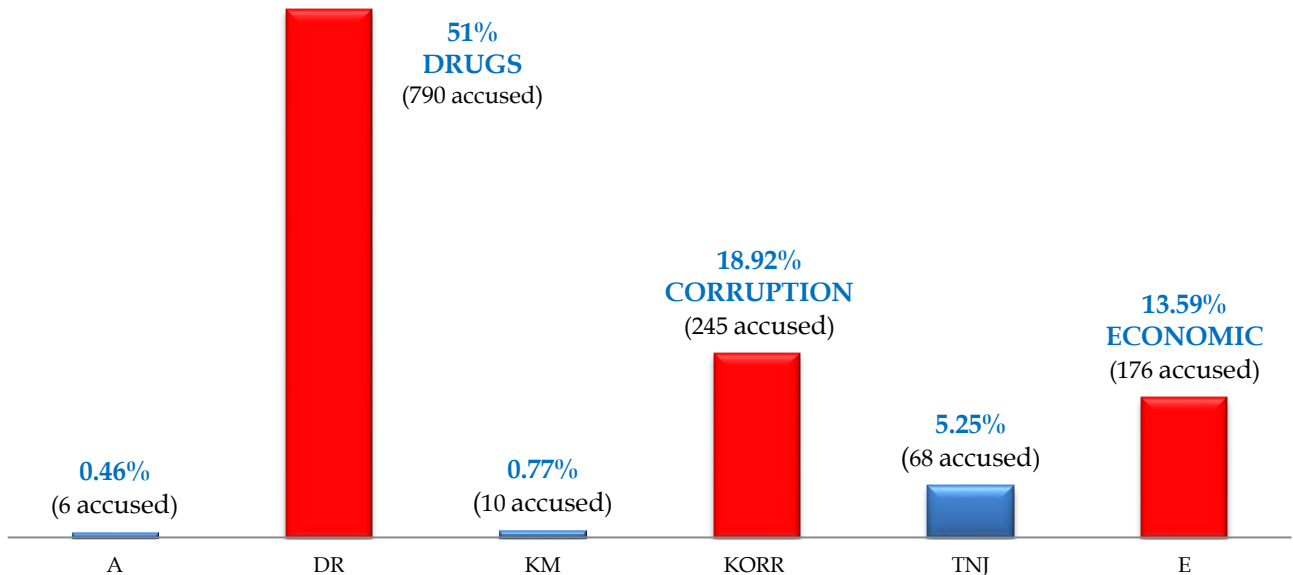


Figure 63



### 3.6.4 PEJA

Peja region consists of five (5) municipalities with a population of 220338 inhabitants, of which 160986 criminally responsible inhabitants (14+ years old) and 59352 criminally irresponsible inhabitants (under 14 years old). During the seven (7) years (2013-2019), the prosecution has filed an indictment against 952 persons for characteristic criminal offenses (*see figure 64*).

C.O	Year 2013	Year 2014	Year 2015	Year 2016	Year 2017	Year 2018	Year 2019	Total:
W		1						1
DR	39	65	44	74	100	167	151	640
SM	1	3	1				2	7
OC								
KORR	41	25	21	28	25	13	15	168
ML								
HT	5			2	4	4	5	20
EC		21	2	19	29	16	26	113
IH			1		2			3
#	86	115	69	123	160	200	199	952

Figure 64

The profile of the accused in the Peja region consists of: 1) Drugs with 67.23%, 2) Corruption with 17.65% and 3) Economic crimes with 11.87% (*see figure 65*).

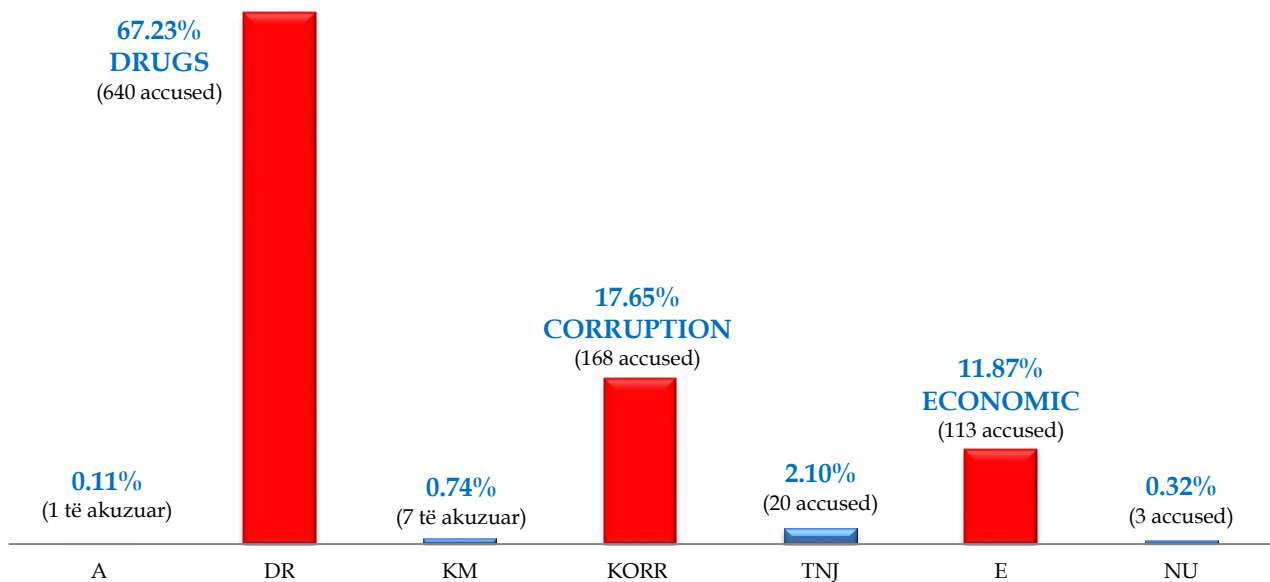


Figure 65

### 3.6.5 GJAKOVA

Gjakova region consists of three (3) municipalities with a population of 205377 inhabitants, of which 145156 criminally responsible inhabitants (14+ years old) and 60211 criminally irresponsible inhabitants (under 14 years old). During the seven (7) years (2013-2019), the prosecution has filed an indictment against 674 persons for characteristic criminal offenses (*see figure 66*).

C.O	Year 2013	Year 2014	Year 2015	Year 2016	Year 2017	Year 2018	Year 2019	Total:
W		4					1	5
DR	26	22	25	38	64	84	103	362
SM	2	1	4	6	1	1	1	16
OC								
KORR	42	26	29	7	19	30	14	267
ML								
HT	9	4	3		3	2	1	22
EC		10	6	16	27	18	22	99
IH			1				2	3
#	79	67	68	67	114	135	144	674

Figure 66

The profile of the accused in the Gjakova region consists of 1) Drugs with 53.71%, 2) Corruption with 24.78% and Economic Crimes with 14.69% (*see figure 67*).

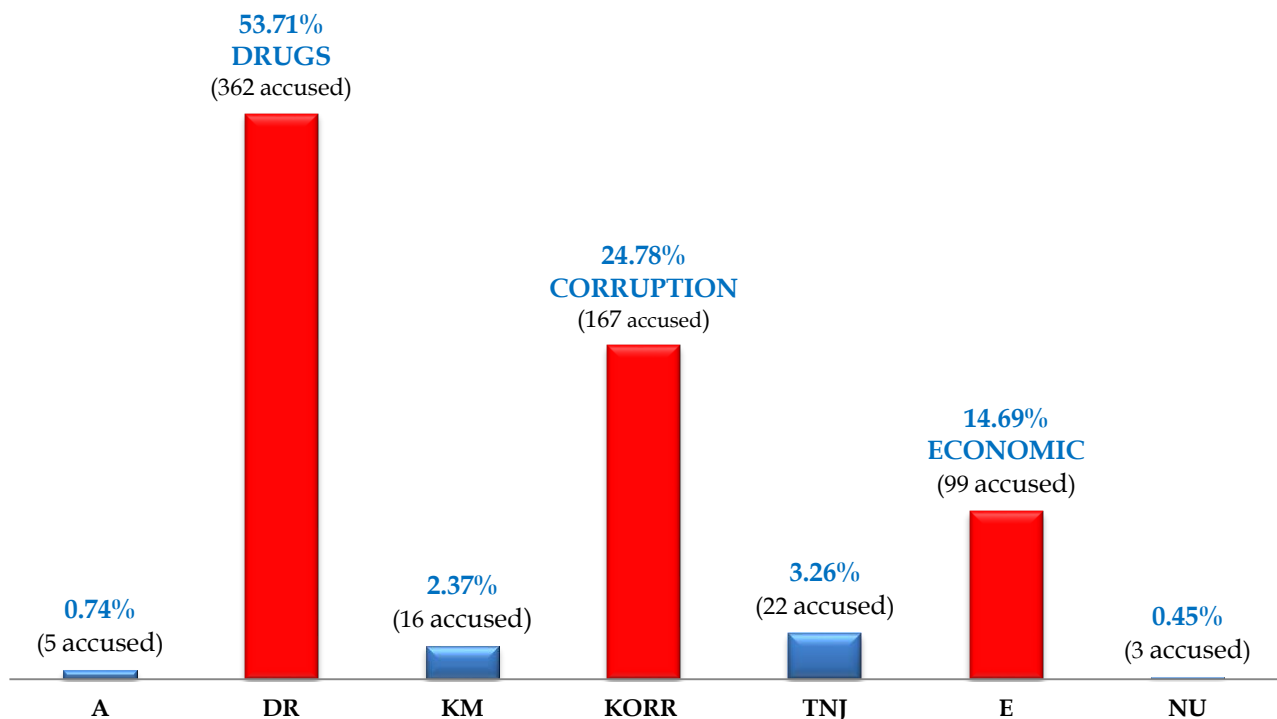


Figure 67

### 3.6.6 GJILAN

Gjilan region consists of seven (7) municipalities with a population of 188,188 inhabitants, of which 138,348 criminally responsible inhabitants (14+ years old) and 49840 criminally irresponsible inhabitants (under 14 years old). During the seven (7) years (2013-2019), the prosecution has filed an indictment against 1241 persons for characteristic criminal offenses (*see figure 68*).

C.O	Year 2013	Year 2014	Year 2015	Year 2016	Year 2017	Year 2018	Year 2019	Total:
W	12	4						16
DR	59	70	42	69	126	147	112	640
SM	15	16	16	1	3	2	6	59
OC								
KORR	58	43	43	58	33	18	15	268
ML								
HT	5	1		10	6	5	6	33
EC		60	20	39	20	33	68	240
IH								
#	149	194	121	177	188	205	207	1241

Figure 68

The profile of the accused in the Gjilan region consists of 1) Drugs with 50.36%, 2) Corruption with 21.60% and 3) Economic crimes with 19.34% (*see figure 69*).

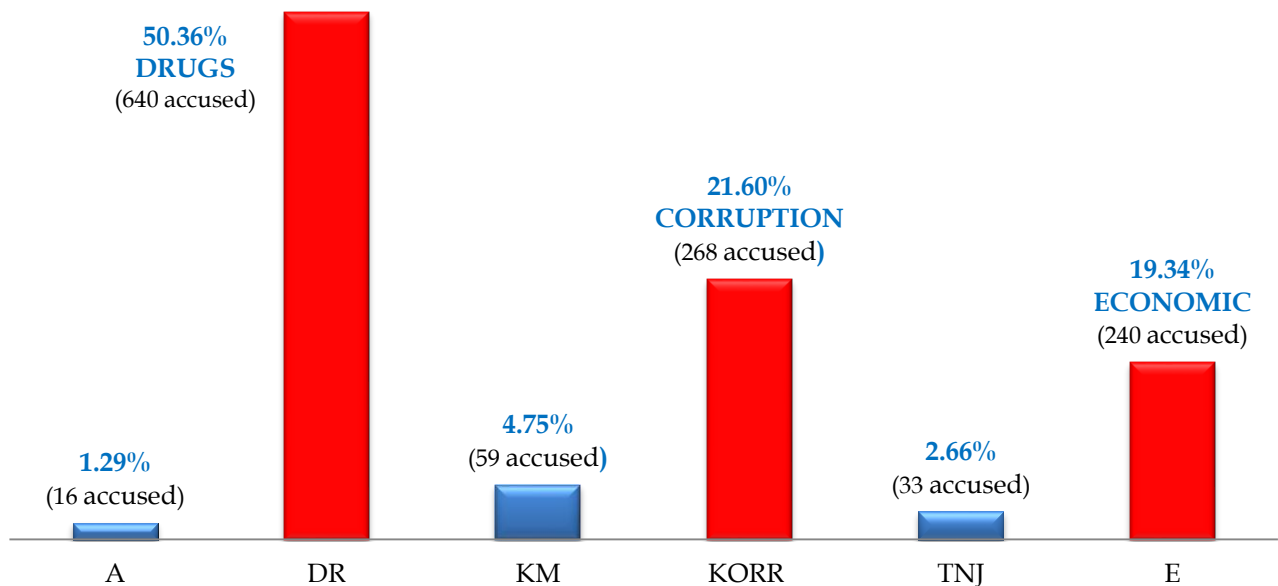


Figure 69

### 3.6.7 FERIZAJ

Ferizaj region consists of five (5) municipalities with a population of 185,695 inhabitants, of which 131,418 criminally responsible inhabitants (14+ years old) and 54,277 criminally irresponsible inhabitants (under 14 years old). During the seven (7) years (2013-2019), the prosecution has filed an indictment against 1399 persons for characteristic criminal offenses (*see figure 70*).

C.O	Year 2013	Year 2014	Year 2015	Year 2016	Year 2017	Year 2018	Year 2019	Total:
W	5	3	4	2	5		5	24
DR	29	55	61	49	150	219	200	763
SM	4	4	7		4	1	5	25
OC		2						2
KORR	54	45	50	15	29	13	11	217
ML								
HT	16	7	12	14	14	4	7	74
EC		26	35	17	68	76	65	287
IH			4	3				7
#	108	142	173	100	270	313	293	1399

Figure 70

The profile of the accused in the region of Ferizaj consists of 1) Drugs with 54.54%, 2) Economic crimes with 20.51%, and 3) Corruption with 15.51% (*see figure 71*).

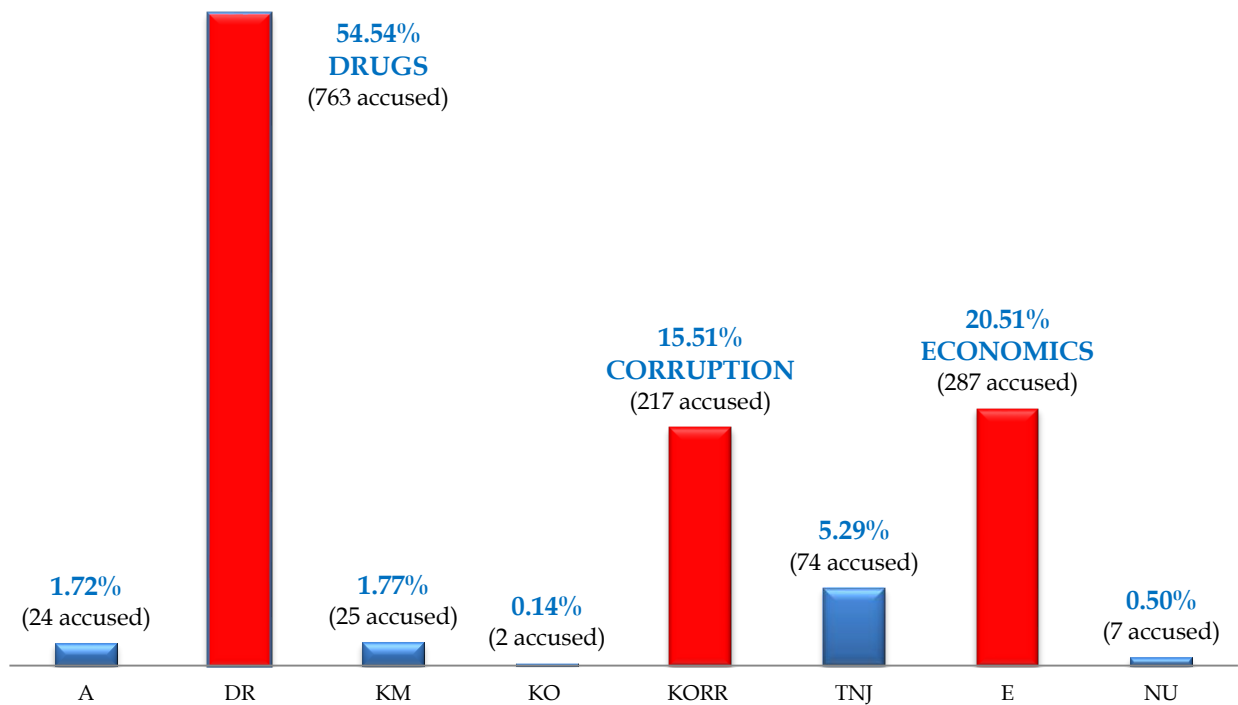


Figure 71

### 3.6.8 SPECIAL PROSECUTION OFFICE

The Special Prosecution, according to the competence in the entire territory of the Republic of Kosovo, during seven (7) years (2013-2019), has filed indictments against 598 persons for criminal offenses characteristic of the inter-institutional tracking mechanism (*see figure 72*).

C.O	Year 2013	Year 2014	Year 2015	Year 2016	Year 2017	Year 2018	Year 2019	Total:
W		11	14		1	1		27
DR	14	5	25	1		4		49
SM	51	23	13	7			4	98
OC		58	46	122	57	24	74	381
KORR	29	28	71	97	18	35	10	288
ML	2	18	6	3	3	11	9	52
HT	25		3					28
EC		2		6			3	11
IH			19	3			2	24
#	121	145	197	239	79	75	102	958

Figure 72

The profile of the accused, in the indictments filed by the Special Prosecution, consists of 1) Organized crime with 39.77%, 2) Corruption with 30.06%, and 3) Smuggling of migrants 10.23% (*see figure 73*).

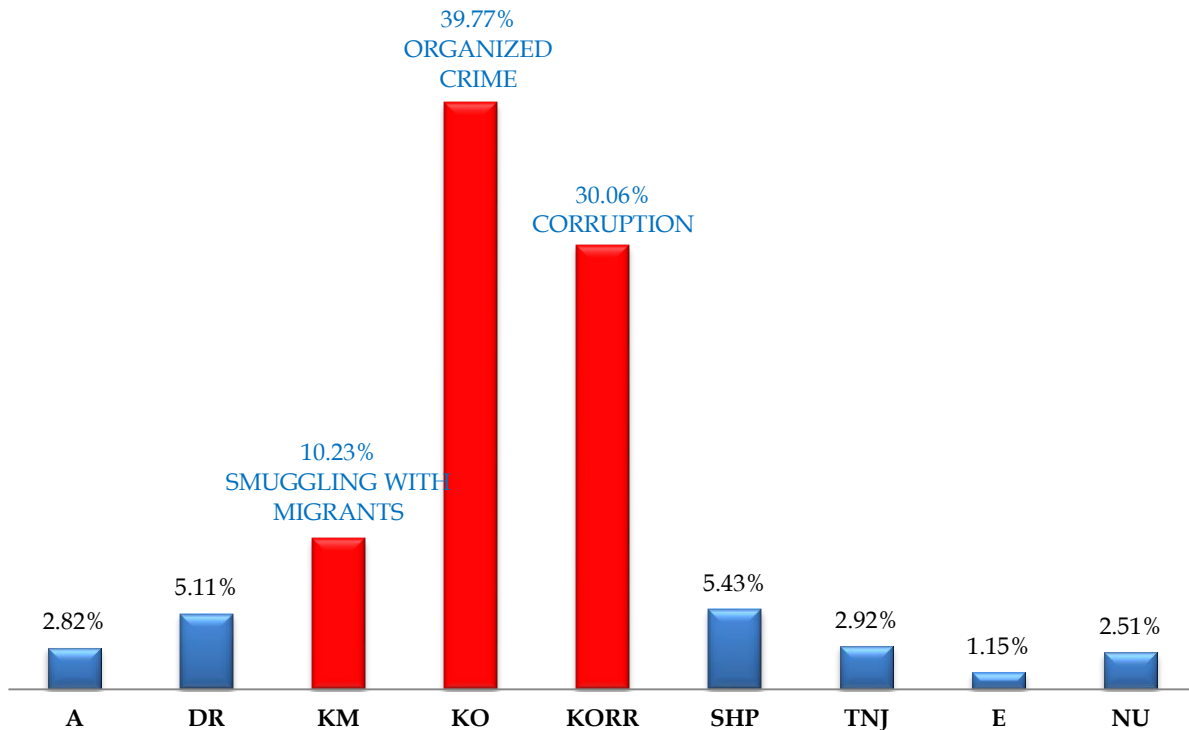


Figure 73

### 3.7 CRIMINAL PROFILE

#### 3.7.1 WEAPONS

During the years 2013-2019, the prosecutions have filed indictments against 154 persons for the criminal offense of Weapons, which constitutes 0.012% of the total number of 181204 inhabitants criminally responsible. (See figure 74).

PROSECUTION OFFICE	Number of criminally responsible residents (14+ years old), by regions: 2013-2019	Number of persons charged with characteristic criminal offenses: 2013-2019:	Percentage of accused in relation to the number of inhabitants (14+ years old)
1 PRISHTINË	338804	24	0.007%
2 PRIZREN	199915	51	0.026%
3 MITROVICË	166577	6	0.004%
4 PEJË	160986	1	0.0006%
5 GJAKOVË	145156	5	0.003%
6 GJILAN	138348	16	0.012%
7 FERIZAJ	131418	14	0.011%
<b>Total:</b>	<b>1281204</b>	<b>127</b>	<b>0.010%</b>
<b>SPRK</b>	<b>1281204</b>	<b>27</b>	
Country level:	1281204	154	0.012%

Figure 74

According to the data, for every 8319 inhabitants, criminally responsible, there is one (1) accused of the criminal offense of Weapons. Prizren region with one accused in 3919 inhabitants criminally responsible (14+ years old), turns out to have the highest participation of the accused, while the region of Peja with one accused in 160986 inhabitants turns out to have the lowest level of participation (see figure 75).



Figure 75

### 3.7.2 DRUGS

During the years 2013-2019, prosecutors have filed indictments against 6175 persons for criminal offenses Drugs, which accounts for 0.48% of the total number of 181204 resident residents criminally responsible (see figure 76).

Figure 76

PROSECUTION OFFICE	Number of criminally responsible residents (14+ years old), by regions: 2013-2019	Number of persons charged with characteristic criminal offenses: 2013-2019:	Percentage of accused in relation to the number of inhabitants (14+ years old )
1 PRISHTINË	338804	1786	0.53%
2 PRIZREN	199915	1160	0.58%
3 MITROVICË	166577	790	0.47%
4 PEJË	160986	640	0.39%
5 GJAKOVË	145156	362	0.24%
6 GJILAN	138348	625	0.45%
7 FERIZAJ	131418	763	0.58%
<b>Basic prosecution offices:</b>	<b>1281204</b>	<b>6126</b>	<b>0.47%</b>
SPRK	1281204	49	
Country level:	1281204	6175	0.48%

According to the data, for every 207 inhabitants criminally responsible, there is one (1) accused of the criminal offense of Drugs. The region of Prizren and Ferizaj, with one accused per 172 inhabitants, criminally responsible (14+ years old), turns out to have the highest participation of the accused for the criminal offenses of Drugs, while the region of Gjakova with one accused in 400 residents turn out to have the lowest level of participation (see figure 77).

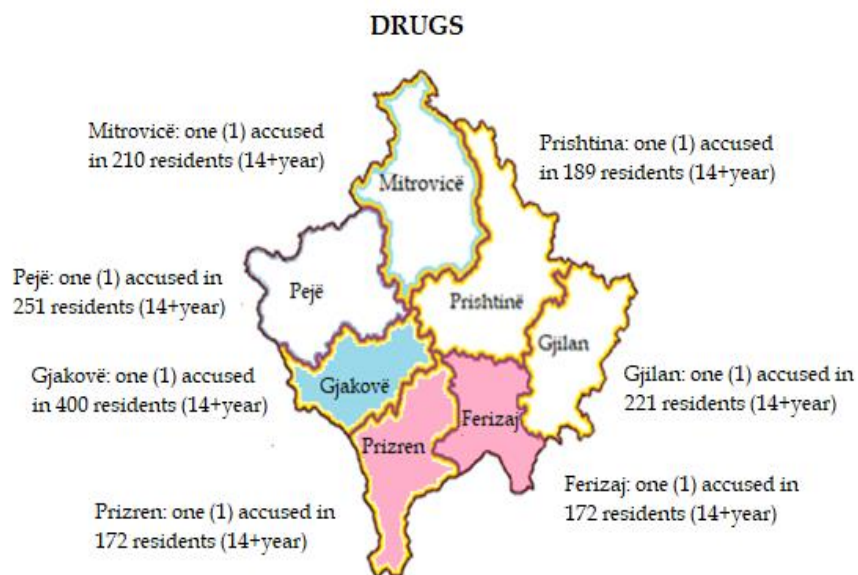


Figure 77

### 3.7.3 SMUGGLING WITH MIGRANTS

During the years 2013-2019, prosecutors have filed indictments against 334 persons for the criminal offense of Migrant Smuggling, which accounts for 0.026% of the total number of 181204 residents criminally responsible residents (see figure 78).

Figure 78

PROSECUTION OFFICE	Number of criminally responsible residents (14+ years old), by regions: 2013-2019	Number of persons charged with characteristic criminal offenses: 2013-2019:	Percentage of accused in relation to the number of inhabitants (14+ years old )
1 PRISHTINË	338804	87	0.025%
2 PRIZREN	199915	32	0.016%
3 MITROVICË	166577	10	0.006%
4 PEJË	160986	7	0.004%
5 GJAKOVË	145156	16	0.011%
6 GJILAN	138348	59	0.042%
7 FERIZAJ	131418	25	0.019%
<b>Basic Prosecution offices:</b>	<b>1281204</b>	<b>236</b>	<b>0.018%</b>
SPRK	1281204	98	
Country level:	1281204	334	0.026%

According to the data, for every 3835 residents criminally responsible, there is one (1) accused of the criminal offense of Smuggling of Migrants. Gjilan region with one accused per 2344 inhabitants criminally responsible (14+ years old), turns out to have the highest participation of those accused of the criminal offenses of Migrant Smuggling, while the Peja region with one accused at 22998 inhabitants turns out to have the lowest level of participation (see figure 79).

#### SMUGGLING OF MIGRANTS

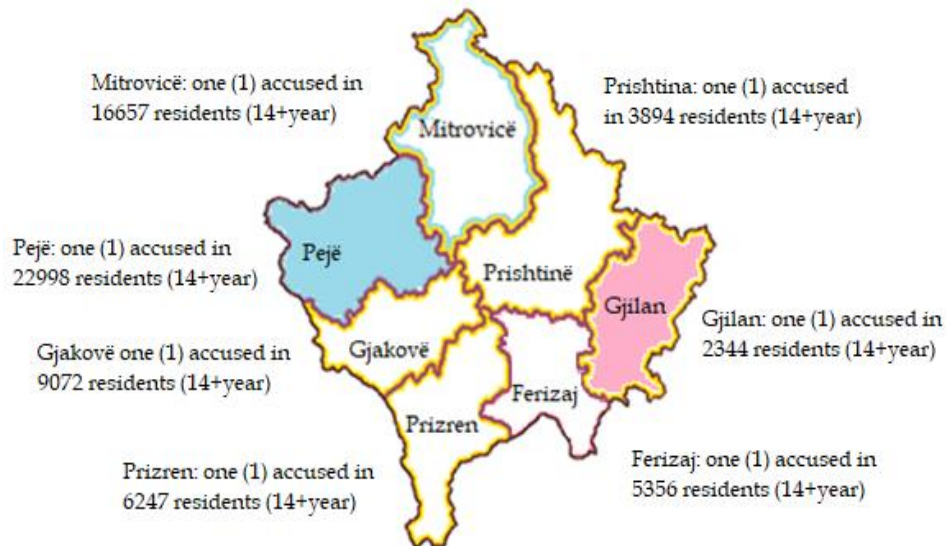


Figure 79



### 3.7.4 ORGANIZED CRIME

During the years 2013-2019, prosecutors have filed 396 indictments against persons for the criminal offense of Organized Crime, which accounts for 0.031% of the total number of 181204 residents criminally responsible (see figure 80).

PROSECUTION OFFICE		Number of criminally responsible residents (14+ years old), by regions: 2013-2019	Number of persons charged with characteristic criminal offenses: 2013-2019:	Percentage of accused in relation to the number of inhabitants (14+ years old)
1	SPECIAL PROSECUTION	<b>1281204</b>	381	
	PRISHTINË	338804		
	PRIZREN	199915	13	
	MITROVICË	166577		
	PEJË	160986		
	GJAKOVË	145156		
	GJILAN	138348		
	FERIZAJ	131418	2	
Country level:		<b>1281204</b>	<b>396</b>	<b>0.031%</b>

Figure 80

Within the exclusive competencies, the special prosecution deals with the criminal offenses of Organized Crime, therefore the geographical profile does not refer to the regions but only to the country level, which according to the data results in one accused in 3235 residents criminally responsible (see figure 81).

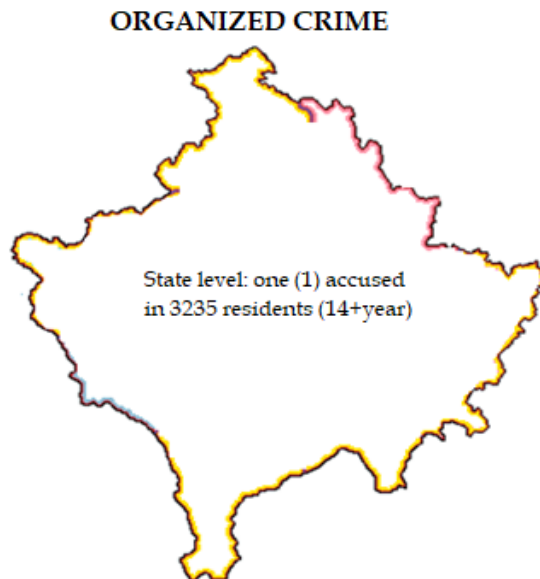


Figure 81

### 3.7.5 CORRUPTION

During the years 2013-2019, prosecutors have filed indictments against 2494 persons for the criminal offenses of Corruption, which constitutes 0.19% of the total number of 181204 residents criminally responsible (see figure 82).

PROSECUTION OFFICE	Number of criminally responsible residents (14+ years old), by regions: 2013-2019	Number of persons charged with characteristic criminal offenses: 2013-2019:	Percentage of accused in relation to the number of inhabitants (14+ years old)
1 PRISHTINË	338804	792	0.23%
2 PRIZREN	199915	349	0.17%
3 MITROVICË	166577	245	0.14%
4 PEJË	160986	168	0.10%
5 GJAKOVË	145156	167	0.11%
6 GJILAN	138348	268	0.19%
7 FERIZAJ	131418	217	0.16%
<b>Basic Prosecution Offices:</b>	<b>1281204</b>	<b>2206</b>	<b>0.17%</b>
SPRK	1281204	288	
Country level:	1281204	2494	0.19%

Figure 82

According to the data, for every 513 inhabitants criminally responsible, there is one (1) accused of the criminal offense of Corruption. The region of Prishtina with one accused in 427 inhabitants is criminally responsible (14+ years old), turns out to have the highest participation of those accused of corruption offenses, while the region of Peja with one accused in 958 inhabitants turns out to have the lowest level of participation (see figure 83).

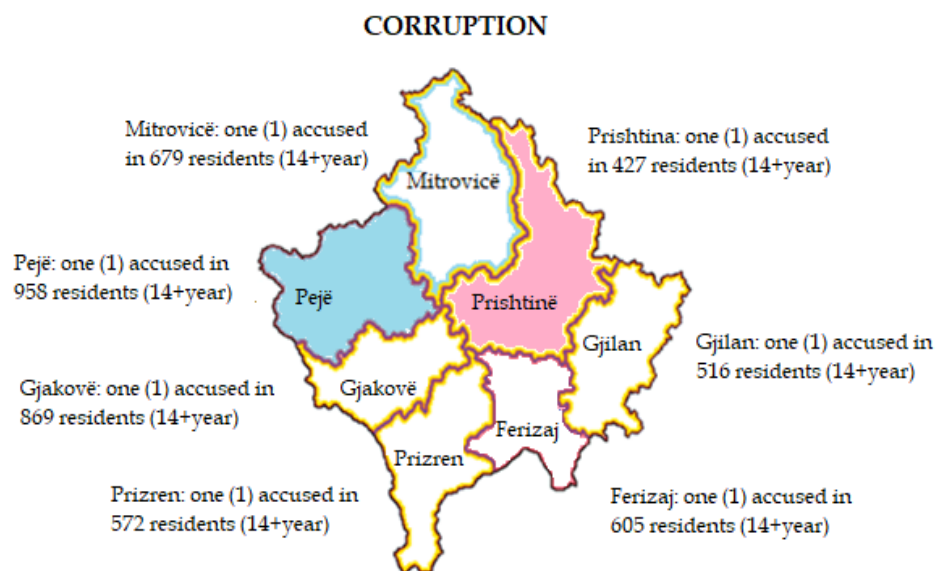


Figure 83

### 3.7.6 MONEY LAUNDERING

During the years 2013-2019, prosecutors have filed indictments against 52 persons for the criminal offense of Money Laundering, which accounts for 0.004% of the total number of 181204 residents criminally responsible (see figure 84).

PROSECUTION OFFICE	Number of criminally responsible residents (14+ years old), by regions: 2013-2019	Number of persons charged with characteristic criminal offenses: 2013-2019:	Percentage of accused in relation to the number of inhabitants (14+ years old)
1 SPECIAL PROSECUTION	<b>1281204</b>	52	
PRISHTINË	338804		
PRIZREN	199915		
MITROVICË	166577		
PEJË	160986		
GJAKOVË	145156		
GJILAN	138348		
FERIZAJ	131418		
Country level:	<b>1281204</b>	<b>52</b>	<b>0.004%</b>

Figure 84

Within the exclusive competencies, the special prosecution deals with the criminal offenses of Money Laundering, therefore the geographical profile does not refer to the regions but only to the country level, which according to the data results in one accused in 24638 inhabitants criminally responsible (see figure 85).

#### MONEY LAUNDERING

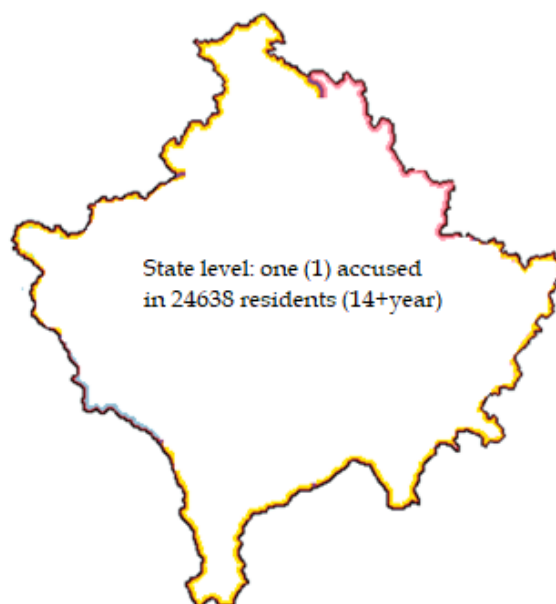


Figure 85

### 3.7.7 HUMAN TRAFFICKING

During the years 2013-2019, prosecutors have filed indictments against 441 persons for the criminal offenses of Trafficking in Human Beings, which accounts for 0.03% of the total number of 181204 residents criminally responsible (see figure 86).

PROSECUTION OFFICE		Number of criminally responsible residents (14+ years old), by regions: 2013-2019	Number of persons charged with characteristic criminal offenses: 2013-2019:	Percentage of accused in relation to the number of inhabitants (14+ years old)
1	PRISHTINË	338804	170	0.05%
2	PRIZREN	199915	26	0.01%
3	MITROVICË	166577	68	0.04%
4	PEJË	160986	20	0.01%
5	GJAKOVË	145156	22	0.05%
6	GJILAN	138348	33	0.02%
7	FERIZAJ	131418	74	0.05%
<b>Basic Prosecution offices:</b>		<b>1281204</b>	<b>413</b>	<b>0.03%</b>
SPRK		1281204	28	
Country level:		1281204	441	0.03%

Figure 86

According to the data, for every 2905 inhabitants, criminally responsible residents, there is one (1) accused of the criminal offense of Trafficking in Human Beings. Ferizaj region with one accused in 1775 inhabitants criminally responsible (14+ years old), turns out to have the highest participation of those accused of human trafficking, while Peja region with one accused in 8049 inhabitants, turns out to have the lowest level of participation (see figure 87).

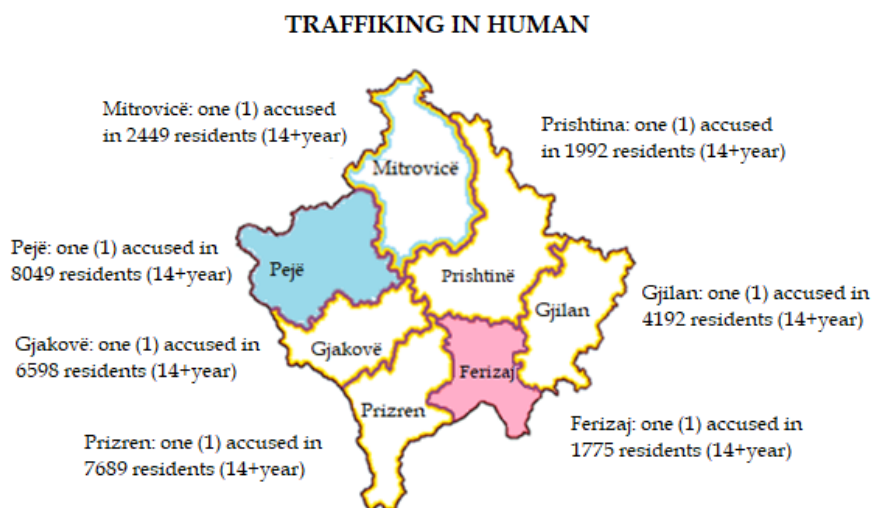


Figure 87

### 3.7.8 ECONOMIC CRIMES

During the years 2013-2019, prosecutors have filed indictments against 1765 persons for criminal offenses of Economic Crimes, which constitutes 0.137% of the total number of 181204 resident residents criminally responsible (*see figure 88*).

PROSECUTION OFFICE		Number of criminally responsible residents (14+ years old), by regions: 2013-2019	Number of persons charged with characteristic criminal offenses: 2013-2019:	Percentage of accused in relation to the number of inhabitants (14+ years old)
1	PRISHTINË	338804	557	0.16%
2	PRIZREN	199915	282	0.14%
3	MITROVICË	166577	176	0.10%
4	PEJË	160986	113	0.07%
5	GJAKOVË	145156	99	0.06%
6	GJILAN	138348	240	0.17%
7	FERIZAJ	131418	287	0.21%
<b>Basic Prosecution offices:</b>		<b>1281204</b>	<b>1754</b>	<b>0.136%</b>
SPRK		1281204	11	
Country level:		1281204	1765	0.137%

Figure 88

According to the data, for every 725 inhabitants, criminally responsible resident, there is one (1) accused of the criminal offense of Economic Crimes. Ferizaj region with one accused in 457 inhabitants criminally responsible (14+ years old), turns out to have the highest participation of those accused of economic crimes, while Gjakova region with one accused in 1466 inhabitants turns out to be have the lowest level of participation (*see figure 89*).

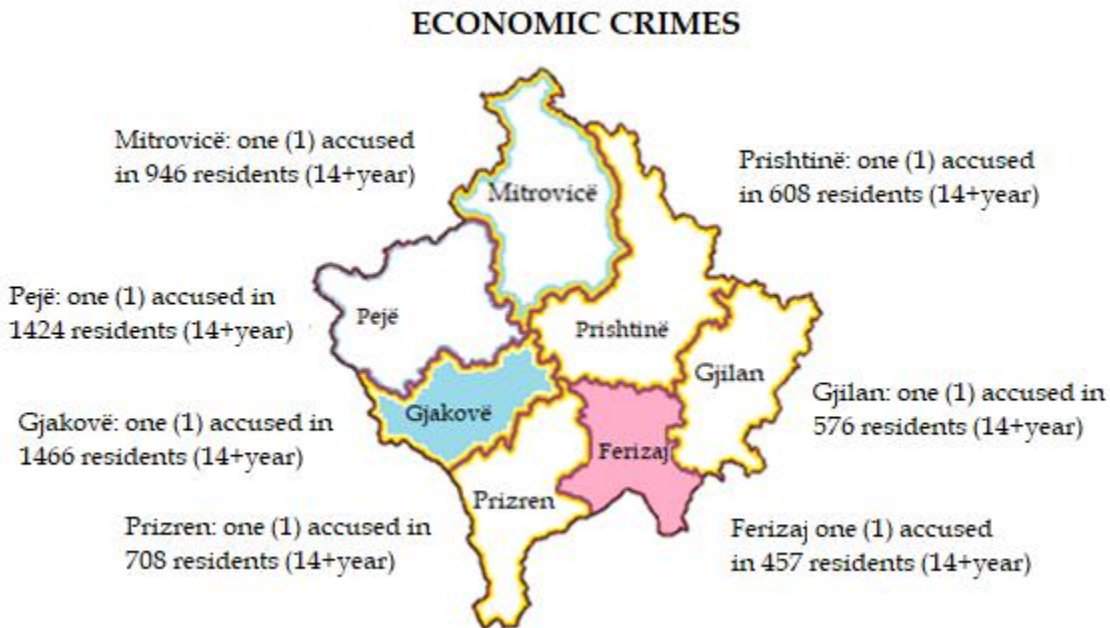


Figure 89

### 3.7.9 INCITEMENT TO HATRED

During the years 2013-2019, prosecutors have filed indictments against 47 persons for the criminal offense of Incitement to Hatred, which accounts for 0.003% of the total number of 181204 resident criminally responsible residents (*see figure 90*).

PROSECUTION OFFICE		Number of criminally responsible residents (14+ years old), by regions: 2013-2019	Number of persons charged with characteristic criminal offenses: 2013-2019:	Percentage of accused in relation to the number of inhabitants (14+ years old)
1	PRISHTINË	338804	5	0.001%
2	PRIZREN	199915	5	0.002%
3	MITROVICË	166577		
4	PEJË	160986	3	0.001%
5	GJAKOVË	145156	3	0.002%
6	GJILAN	138348		
7	FERIZAJ	131418	7	0.005%
<b>Basic Prosecution Offices:</b>		<b>1281204</b>	<b>23</b>	<b>0.001%</b>
SPRK		1281204	24	
Country level:		1281204	47	0.003%

Figure 90

According to the data, it turns out that for every 27,259 inhabitants, criminally responsible residents, there is one (1) accused of the criminal offense of Incitement to Hatred. The region of Ferizaj with one accused in 18774 inhabitants criminally responsible (14+ years old), turns out to have the highest participation of those accused of economic crimes, while the region of Mitrovica and Gjilan turns out to have no accused (*see figure 91*).

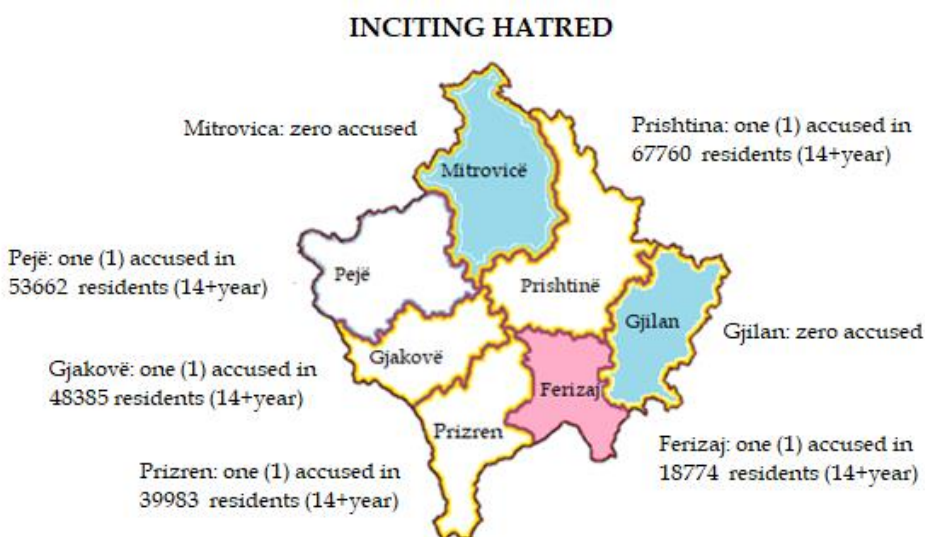


Figure 91

## PART FOUR

### JUDGMENT

- CULPABILITY
- STRUCTURE OF CRIMINAL OFFENSES
- CRIME PANORAMA
- CHRONOLOGY
- GEOGRAPHICAL DIMENSION
- REGIONAL PROFILE *PRISHTINA*
  - *PRIZREN*
  - *MITROVICA*
  - *PEJA*
  - *GJAKOVA*
  - *GJILAN*
  - *FERIZAJ*
- CRIMINAL PROFILE
- WEAPONS
- DRUGS
- SMUGGLING WITH MIGRANTS
- ORGANIZED CRIME
- CORRUPTION
- MONEY LAUNDERING
- HUMAN TRAFFICKING
- ECONOMIC CRIMES
- INCITMENT TO HATRED

#### 4.1 CULPABILITY

During the years 2013-2019, the courts, with guilty verdicts (imprisonment, fine, probation), have found 6335 persons guilty of characteristic criminal offenses of the inter-institutional tracking mechanism (see figure 92).

#	COURTS IN THE REGION:	NUMBER OF CONVICTED PERSONS	CRIMINALLY RESPONSIBLE RESIDENTS (14+ years old)
1	PRISHTINË	1466	338804
2	PRIZREN	1107	199915
3	PEJË	741	160986
4	GJILAN	1057	138348
5	MITROVICË	595	166577
6	FERIZAJ	896	131418
7	GJAKOVË	473	145156
	Total convicted:	<b>6335</b>	<b>1281204</b>

Figure 92

The courts of the region of Prishtina with 23.14%, of convicts, turn out to have the highest level of convicted persons, while the courts of the region of Gjakova with 7.47% turn out to have the lowest level of convicts for characteristic criminal offenses during 2013 -2019 (see figure 93).

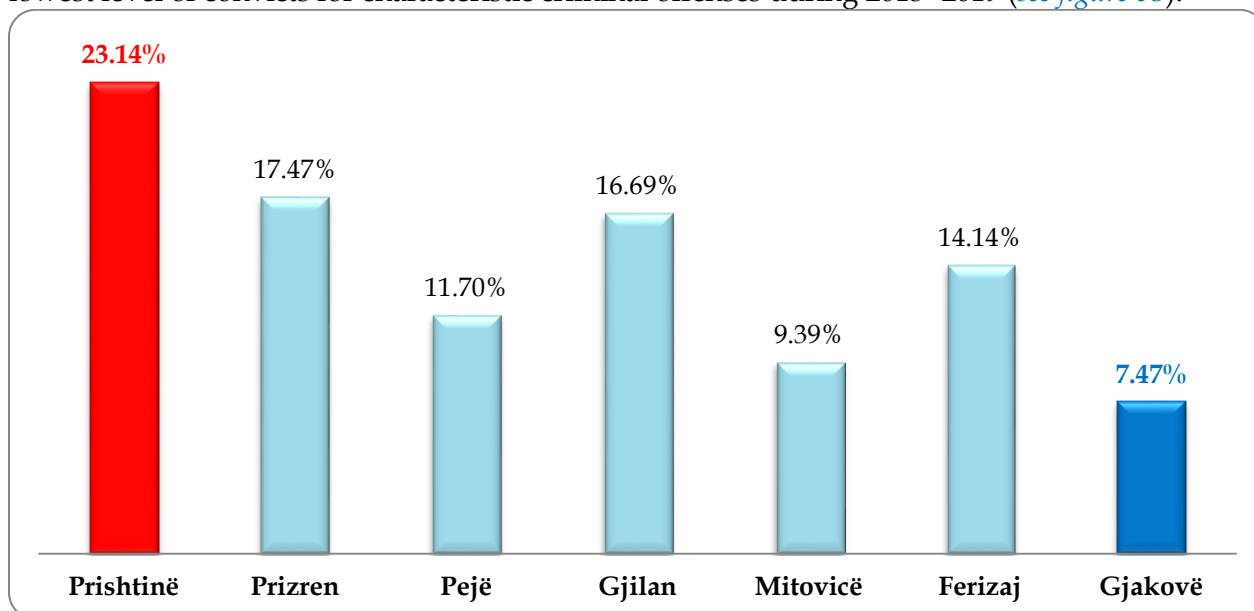


Figure 93

#### 4.2 STRUCTURE OF CRIMINAL OFFENSES



From the total of 6335 convicts with guilty verdicts during the years 2013-2019, it results that the highest level is addressed to the criminal offenses of Drugs with 3776 guilty verdicts or 59.61%, while the lowest level turns out to be money laundering with 4 guilty verdicts or 0.06 (see figures 94 and 95).

V.P	PRISHTINË	PRIZREN	PEJË	GJILAN	MITROVICË	FERIZAJ	GJAKOVË	TOTAL
W	43	28	16	18	3	16	7	131
DR	805	718	456	581	437	532	247	3776
SM	48	27	12	42	17	9	14	169
OC	8	3	1		1	5	3	21
COR	330	144	131	107	55	118	71	956
ML	1		1			2	0	4
HM	13	27	14	64	13	44	24	199
E	217	158	110	244	69	167	105	1070
IH	1	2		1		3	2	9
#	1466	1107	741	1057	595	896	473	6335

Figure 94

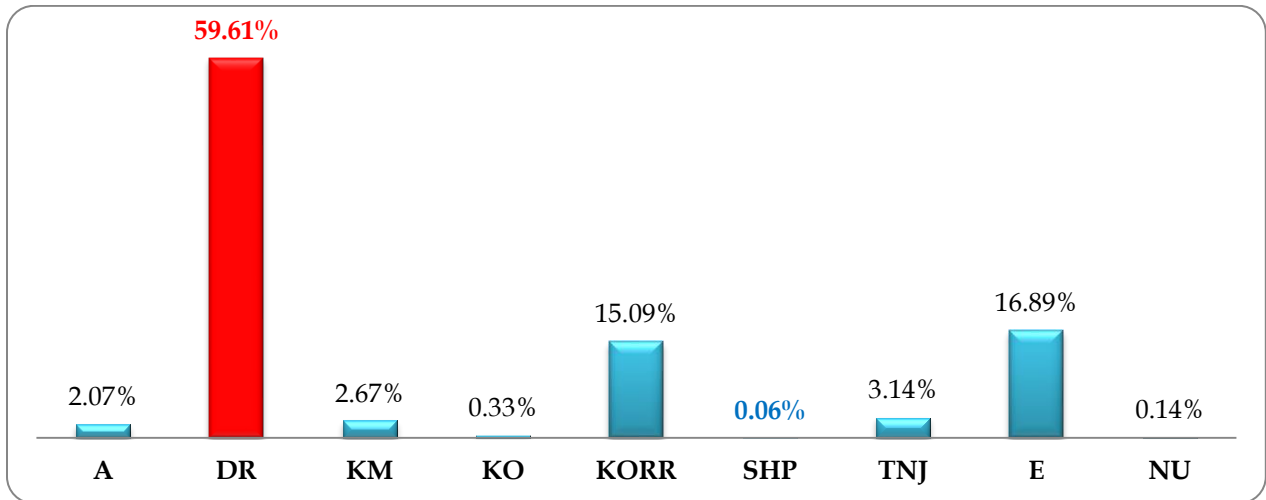


Figure 95

### 4.3 PANORAMA OF CRIME

The criminal offenses with the highest level of guilty verdicts during the years 2013-2019, in all regions turn out to be Drugs (on the map the same color in the regions), (see figure 96).

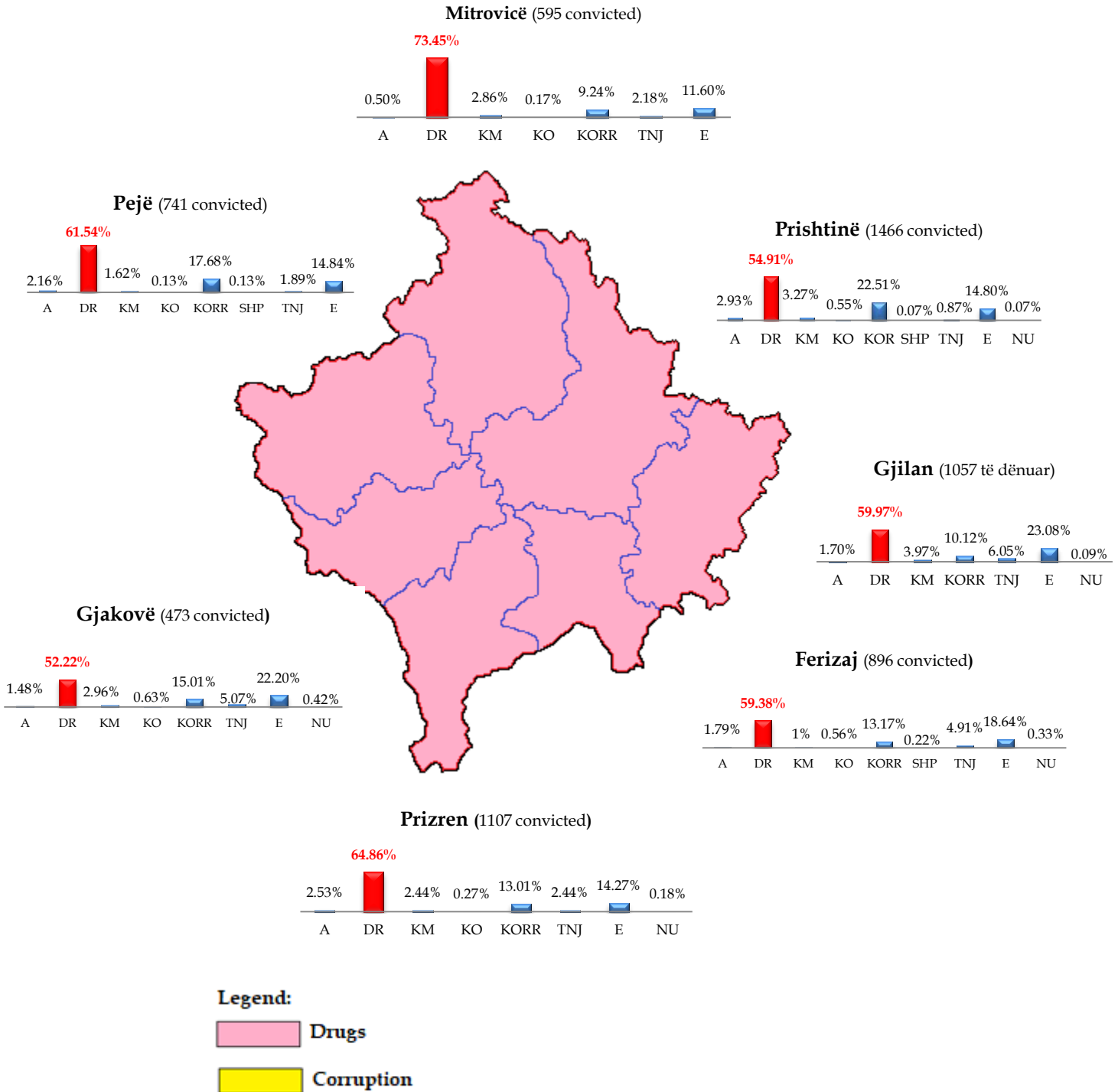


Figure 96

#### 4.4 CHRONOLOGY

During the seven years (2013-2019), Drugs constituted the highest level of convicts for characteristic criminal offenses, while corruption in one or two regions, while from 2016, drugs constituted the highest level in all regions (*see figure 97*).

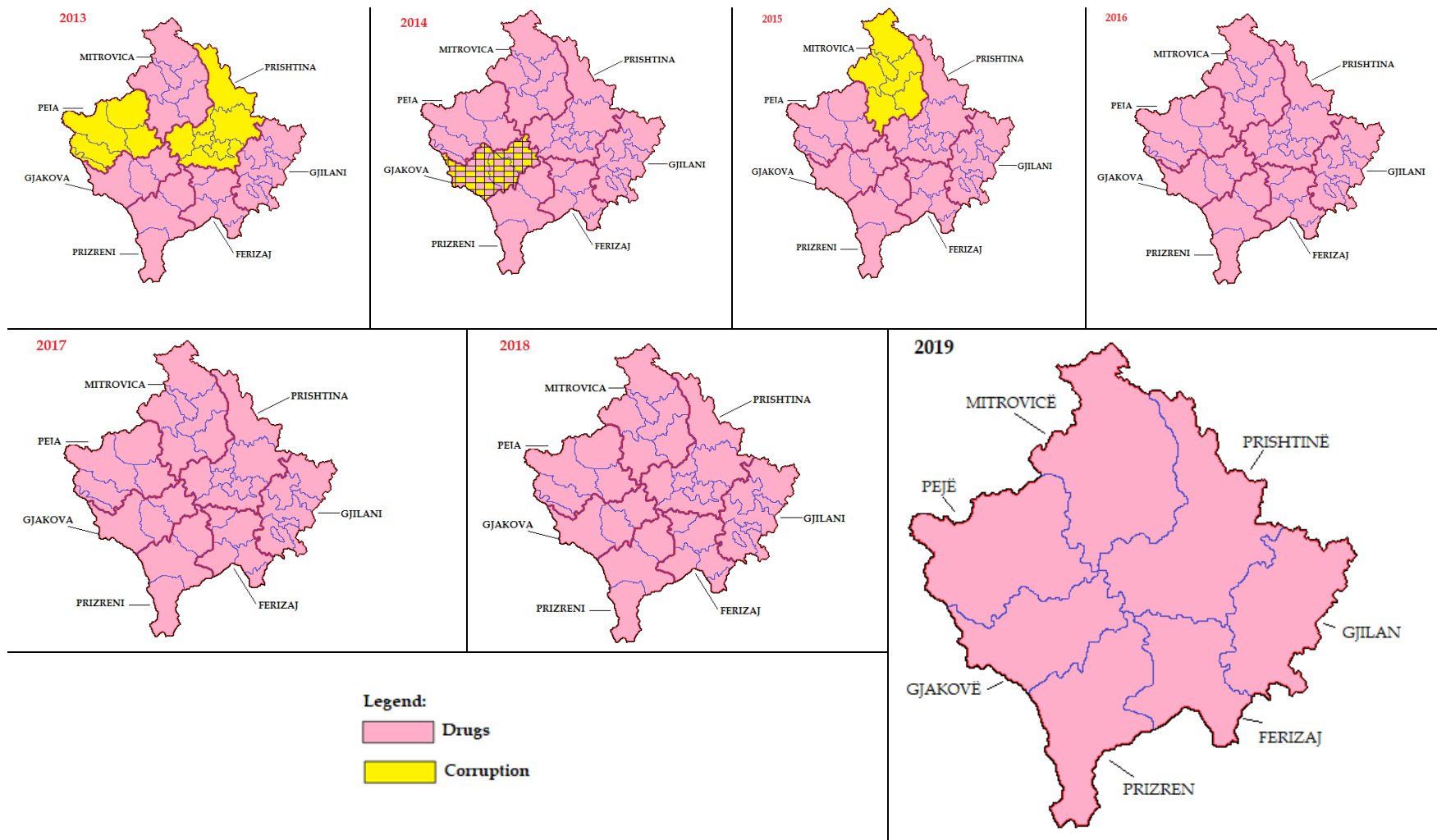


Figure 97

#### 4.5 GEOGRAPHICAL DIMENSION

During the years 2013-2019, the courts have found guilty 6335 persons, for characteristic criminal offenses, which in relation to the total number of 1281204 residents criminally responsible (14 + years old), constitute 0.49% (*see figure 98*).

REGION		Number of persons convicted by a guilty verdict : 2013-2019	Number of criminally responsible residents 14+ years old	Percentage of convicts (in relation to the number of criminally responsible residents 14+ years old )
1	GJILAN	1057	138348	0.76%
2	FERIZAJ	896	131418	0.68%
3	PRIZREN	1107	199915	0.55%
4	PEJË	741	160986	0.46%
5	PRISHTINË	1466	338804	0.43%
6	MITROVICË	595	166577	0.36%
7	GJAKOVË	473	145156	0.32%
Total:		6335	1281204	0.49%

Figure 98

The highest level of convicts for characteristic criminal offenses in relation to the number of criminally responsible residents aged 14+ is the region of Gjilan with 0.76%, while the lowest level is the region of Gjakova with 0.32% (*see figure 99*).

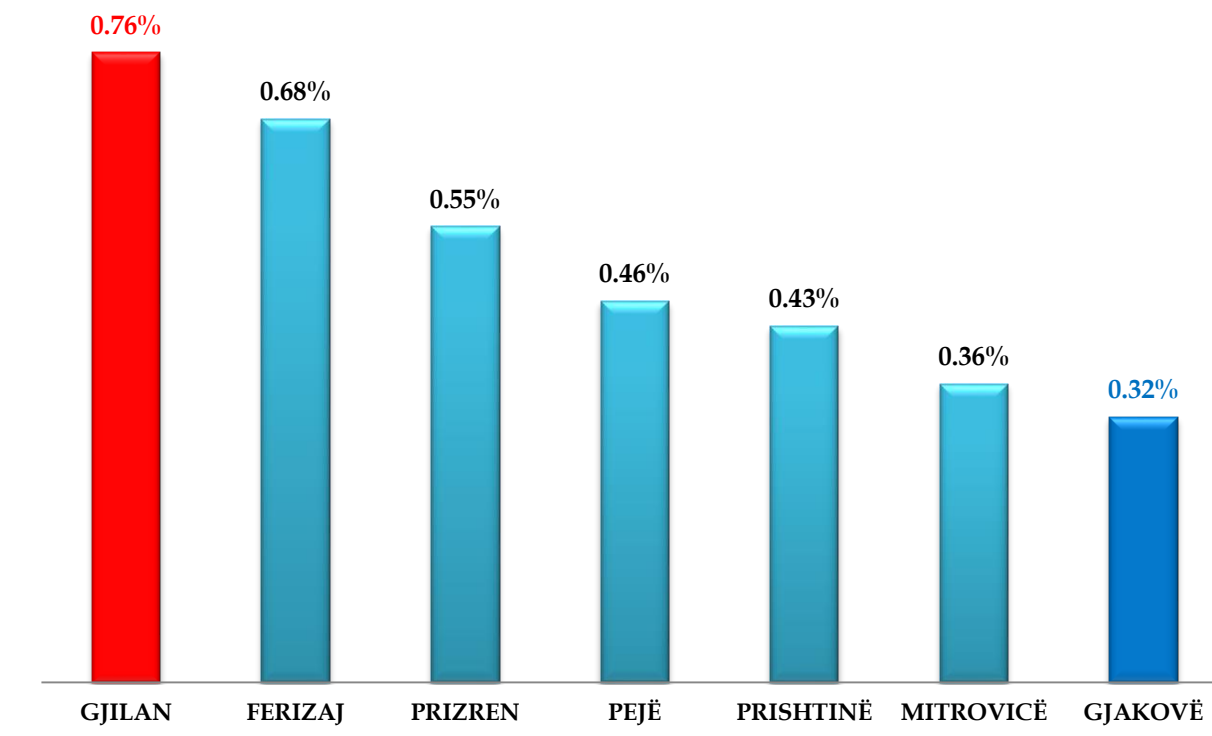


Figure 99

## 4.6 REGIONAL PROFILE

### 4.6.1 PRISHTINA

Prishtina region consists of seven (7) municipalities with a population of 470583 inhabitants, of which 338804 criminally responsible inhabitants (*14+ years old*) and 131779 criminally irresponsible inhabitants (*under 14 years old*), while during the seven years the courts have found guilty 1466 persons for characteristic criminal offenses (*see figure 100*).

C.O	Year 2013	Year 2014	Year 2015	Year 2016	Year 2017	Year 2018	Year 2019	Total:
W	2	7		1	8	15	10	43
DR	12	50	61	61	152	172	297	805
SM	5	12	6	10	7	8		48
OC		1		1		2	4	8
CORR	20	32	41	57	57	60	63	330
ML		0		1				1
HT		3	4	1	1	2	2	13
E		37	31	28	29	45	47	217
IH							1	1
#	39	142	143	160	254	304	424	1466

Figure 100

The profile of convicts for characteristic criminal offenses (2013-2019) in the Prishtina region consists of Drugs, Corruption and Economic Crimes (*see figure 101*).

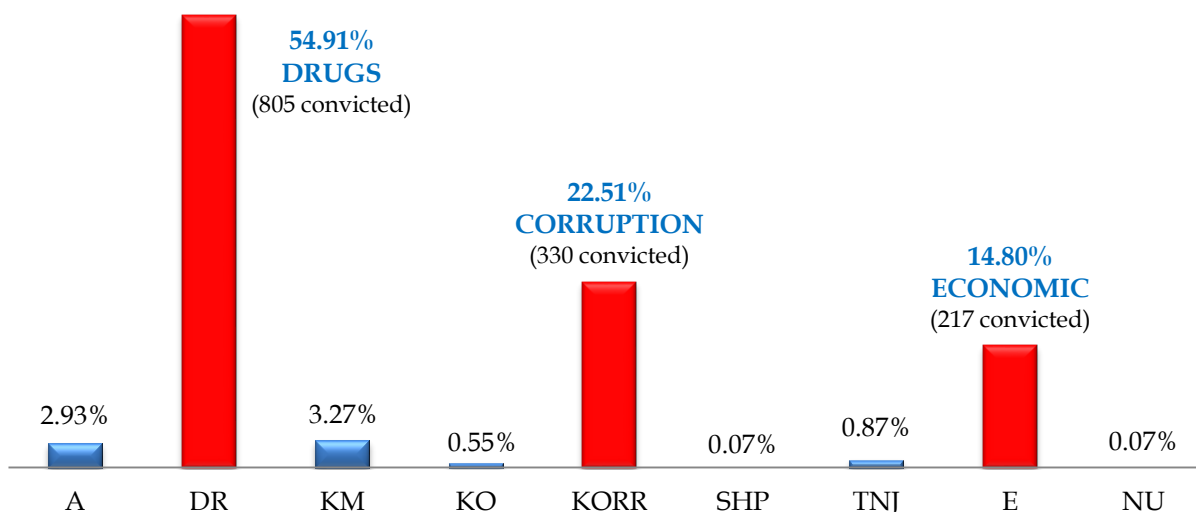


Figure 101

#### 4.6.2 PRIZREN

Prizren region consists of four (4) municipalities with a population of 277007 inhabitants, of which 199915 criminally responsible inhabitants (*14+ years old*) and 77092 criminally irresponsible inhabitants (*under 14 years old*), while during the seven years the courts have found guilty 1107 persons for characteristic criminal offenses (*see figure 102*).

C.O	Year 2013	Year 2014	Year 2015	Year 2016	Year 2017	Year 2018	Year 2019	Total:
W	6	4	4	3	4	4	3	28
DR	24	48	47	76	101	162	260	718
SM	2	2	4	4	5	4	6	27
OC	1				1	1		3
CORR	16	33	15	18	25	18	19	144
ML								
HT		1	4	2	7	4	9	27
E		15	18	23	28	32	42	158
IH						1	1	2
#	49	103	92	126	171	226	340	1107

Figure 102

The profile of convicts for characteristic criminal offenses (2013-2019) in the Prizren region consists of Drugs, Economic Crimes and Corruption (*see figure 103*).

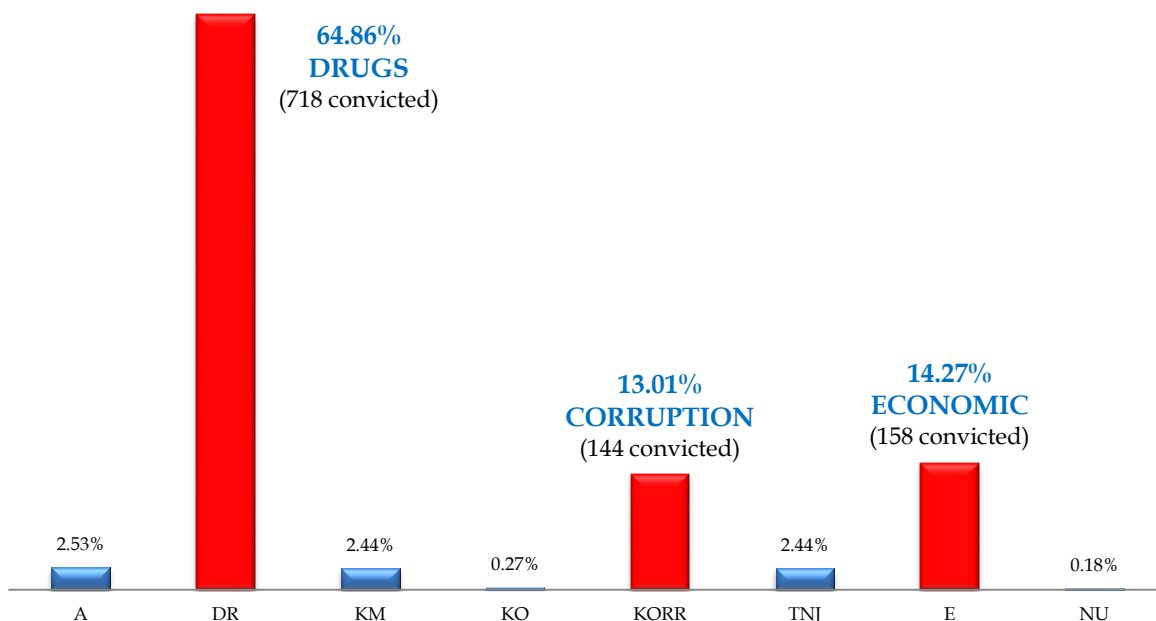


Figure 103

### 4.6.3 MITROVICA

Mitrovica region consists of seven (7) municipalities with a population of 232833 inhabitants, of which 166577 criminally responsible inhabitants (14+ years old) and 66256 criminally irresponsible inhabitants (under 14 years old), while during the seven years the courts have found guilty 595 persons for characteristic criminal offenses (see figure 104).

C.O	Year 2013	Year 2014	Year 2015	Year 2016	Year 2017	Year 2018	Year 2019	Total:
W						1	2	3
DR	7	14	5	23	70	116	202	437
SM		1	1	2	5	1	7	17
OC							1	1
CORR		5	6	18	9	6	11	55
ML								
HT		2	2	5		1	3	13
E		13	1	6	10	5	34	69
IH								
#	7	35	15	54	94	130	260	595

Figure 104

The profile of convicts for characteristic criminal offenses (2013-2019) in the Mitrovica region consists of Drugs, Economic Crimes and Corruption (see figure 105).

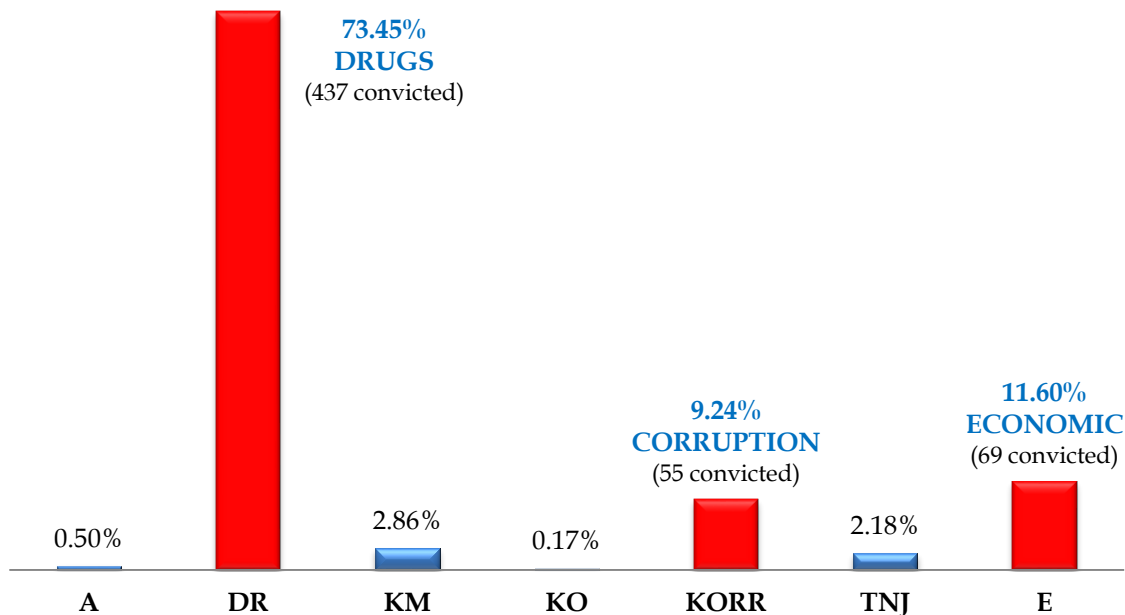


Figure 105

#### 4.6.4 PEJA

Peja region consists of five (5) municipalities with a population of 220338 inhabitants, of which 160986 criminally responsible inhabitants (14+ years old) and 59352 criminally irresponsible inhabitants (under 14 years old), while during the seven years the courts have found guilty 741 persons for characteristic criminal offenses (see figure 106).

C.O	Year 2013	Year 2014	Year 2015	Year 2016	Year 2017	Year 2018	Year 2019	Total:
W	13	1			2			16
DR	18	35	34	61	77	104	104	433
SM	2	3	4	1		1	1	12
OC	1							1
CORR	20	26	22	18	24	10	10	130
ML				1				
HT	1	1	3	3	2			10
E		19	9	17	18	21	21	105
IH								
#	55	85	72	101	123	136	136	708

Figure 106

The profile of convicts for characteristic criminal offenses (2013-2019) in the Peja region consists of Drugs, Corruption and Economic Crimes (see figure 107).

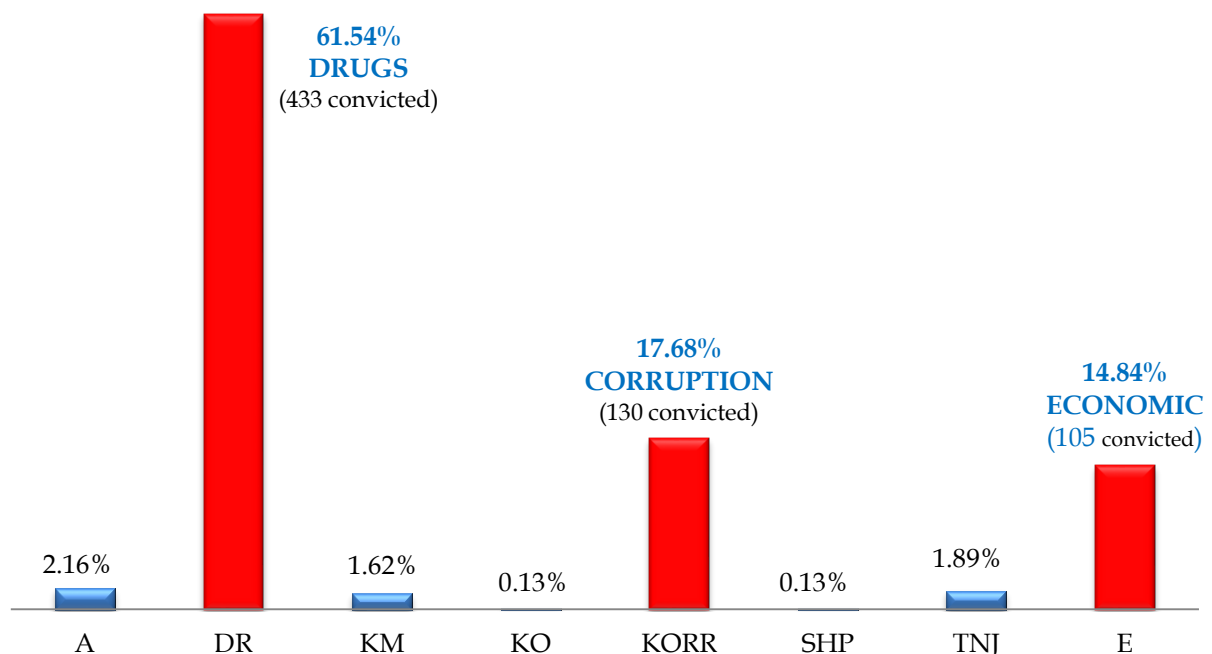


Figure 107



#### 4.6.5 GJAKOVA

Gjakova region consists of three (3) municipalities with a population of 205377 inhabitants, of which 145156 criminally responsible inhabitants (14+ years old) and 60211 criminally irresponsible inhabitants (under 14 years old), while during the seven years the courts have found guilty 473 persons for characteristic criminal offenses (see figure 108).

C.O	Year 2013	Year 2014	Year 2015	Year 2016	Year 2017	Year 2018	Year 2019	Total:
W		3	2	2				7
DR	8	15	22	30	46	35	91	247
SM	1	1	1	2	5	3	1	14
OC		2		1				3
CORR	6	15	8	12	9	10	11	71
ML								
HT	1	1	2	9	4	4	3	24
E		14	20	20	22	11	18	105
IH				1			1	
#	16	51	55	77	86	63	125	473

Figure 108

The profile of convicts for characteristic criminal offenses (2013-2019) in the Gjakova region consists of Drugs, Economic Crimes and Corruption (see figure 109).

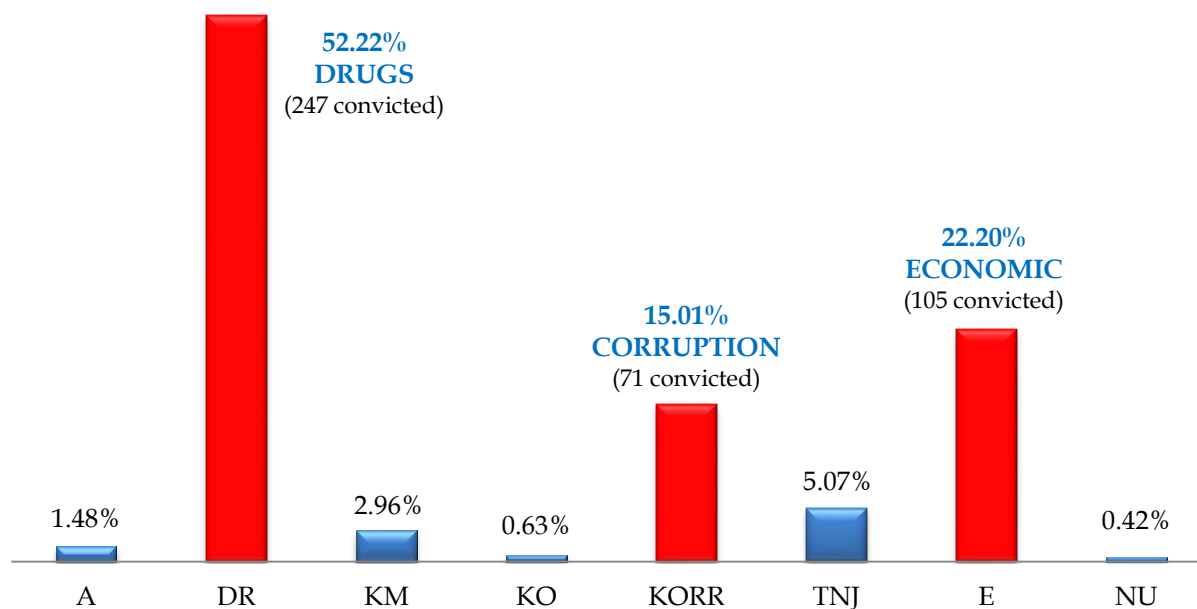


Figure 109

#### 4.6.6 GJILAN

Gjilan region consists of seven (7) municipalities with a population of 188188 inhabitants, of which 138348 criminally responsible inhabitants (*14+ years old*) and 49840 criminally irresponsible inhabitants (*under 14 years old*), while during the seven years the courts have found guilty 1057 persons for characteristic criminal offenses (*see figure 110*).

C.O	Year 2013	Year 2014	Year 2015	Year 2016	Year 2017	Year 2018	Year 2019	Total:
W	4	2	1	4	1	5	1	18
DR	35	51	48	73	101	125	148	581
SM	7	3	12	12	3	4	1	42
OC								0
CORR	5	30	8	16	15	15	18	107
ML								
HT	2	5	6	18	18	8	7	64
E		46	51	31	34	26	56	244
IH				1				
#	53	137	126	155	172	183	231	1057

Figure 110

The profile of convicts for characteristic criminal offenses (2013-2019) in the Gjilan / Gnjilane region consists of Drugs, Economic Crimes and Corruption (*see figure 111*).

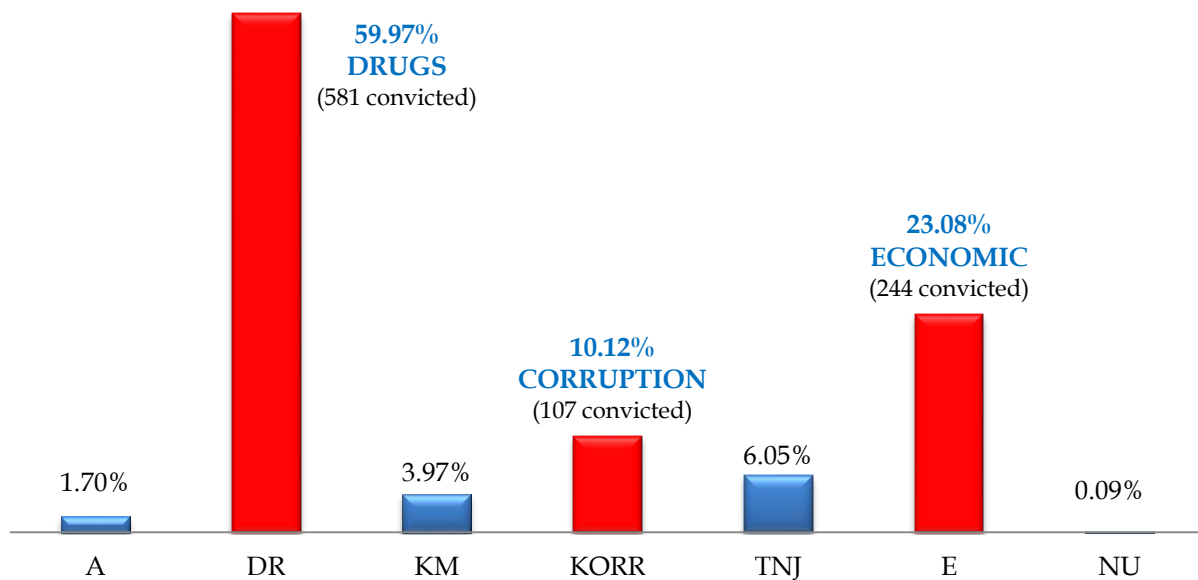


Figure 111

#### 4.6.7 FERIZAJ

Ferizaj region consists of five (5) municipalities with a population of 185695 inhabitants, of which 131418 criminally responsible inhabitants (*14+ years old*) and 54277 criminally irresponsible inhabitants (*under 14 years old*), while during the seven years the courts have found guilty 896 persons for characteristic criminal offenses (*see figure 112*).

C.O	Year 2013	Year 2014	Year 2015	Year 2016	Year 2017	Year 2018	Year 2019	Total:
W	4	4	1	1	3		3	16
DR	40	41	37	56	60	115	183	532
SM	1	1	2	2	1		2	9
OC			1	1	3			5
CORR	9	26	27	24	15	9	8	118
ML		1				1		2
HT	7	2	9	4	10	5	7	44
E		20	21	14	27	23	62	167
IH				3				3
#	61	95	98	105	119	153	265	896

Figure 112

The profile of convicts for characteristic criminal offenses (2013-2019) in the Ferizaj region consists of Drugs, Economic Crimes and Corruption (*see figure 113*).

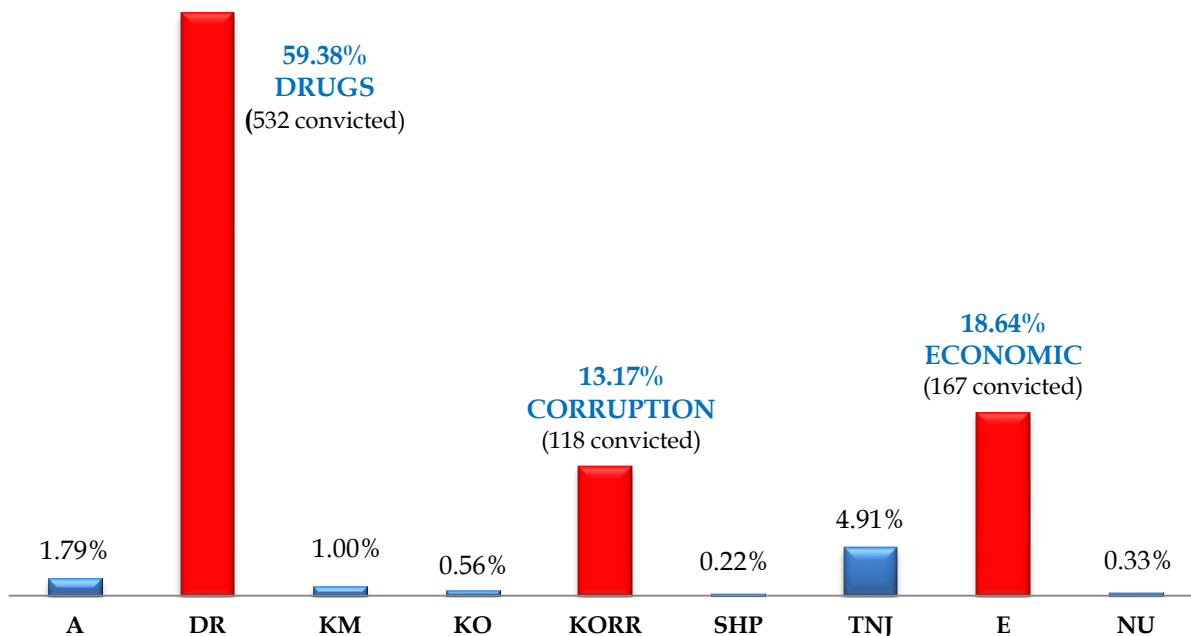


Figure 113

## 4.7 CRIMINAL PROFILE

### 4.7.1 WEAPONS

During the years 2013-2019, the courts with a guilty verdict have convicted 131 persons for the criminal offense of Weapons, which constitutes 0.010% of the total number of 181204 criminally responsible inhabitants (*see figure 114*).

	Number of convicts with guilty verdict: 2013-2019	Number of criminally responsible residents (14 years +)	Percentage of convicts (in relation to the number of criminally responsible residents)
PRISHTINË	43	338804	0.013%
PRIZREN	28	199915	0.014%
MITROVICË	3	166577	0.001%
GJILAN	18	138348	0.013%
FERIZAJ	16	131418	0.012%
PEJË	16	160986	0.009%
GJAKOVË	7	145156	0.004%
Total:	131	1281204	0.010%

Figure 114

Prizren region with one convict in every 7139 inhabitants (14+ years old), turns out to have the highest level while, Mitrovica with one convict in every 55525 inhabitants results in the lowest level of involvement in the criminal offense of Weapons (*see figure 115*).



Figure 115

## 4.7.2 DRUGS

During the years 2013-2019, the courts with a guilty verdict have convicted 3776 persons for the criminal offenses of Drugs, which constitutes 0.29% of the total number of 181204 inhabitants criminally responsible. (See figure 116).

	Number of convicts with guilty verdict: 2013-2019	Number of criminally responsible residents (14 years + )	Percentage of convicts (in relation to the number of criminally responsible residents )
PRISHTINË	805	338804	0.23%
PRIZREN	718	199915	0.39%
MITROVICË	437	166577	0.26%
GJILAN	581	138348	0.41%
FERIZAJ	532	131418	0.40%
PEJË	456	160986	0.28%
GJAKOVË	247	145156	0.17%
<b>Total:</b>	<b>3776</b>	<b>1281204</b>	<b>0.29%</b>

Figure 116

Gjilan region with one convict in every 238 inhabitants (14+ years old), turns out to have the highest level of involvement, while Gjakova with one convict in every 587 inhabitants results in the lowest level of involvement in the criminal offense of Drugs (see figure 117).

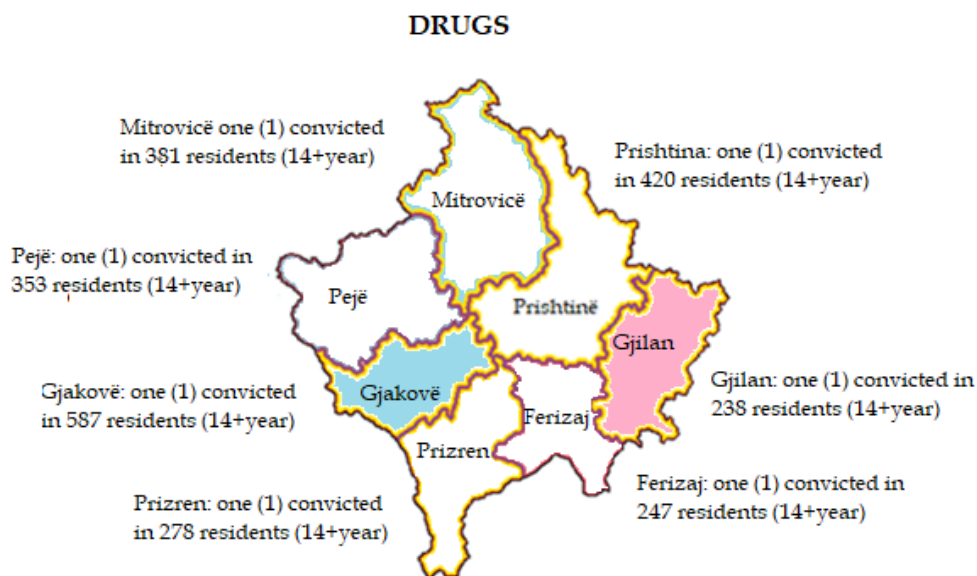


Figure 117

### 4.7.3 SMUGGLING WITH MIGRANTS

During the years 2013-2019, courts with guilty verdicts have convicted 169 persons for the criminal offense of Migrant Smuggling, which accounts for 0.013% of the total number of 181204 criminally responsible residents (see figure 118).

	Number of convicts with guilty verdict: 2013-2019	Number of criminally responsible residents (14 years + )	Percentage of convicts (in relation to the number of criminally responsible residents )
PRISHTINË	48	338804	0.014%
PRIZREN	27	199915	0.013%
MITROVICË	17	166577	0.010%
GJILAN	42	138348	0.030%
FERIZAJ	9	131418	0.006%
PEJË	12	160986	0.007%
GJAKOVË	14	145156	0.009%
<b>Total:</b>	<b>169</b>	<b>1281204</b>	<b>0.013%</b>

Figure 118

Gjilan region with one convict in every 3294 inhabitants (14+ years old), turns out to have the highest level of involvement, while Ferizaj with one convict in every 14602 inhabitants results in the lowest level of involvement in the criminal offense of Smuggling with migrants (see figure 119).

### SMUGGLING OF MIGRANTS

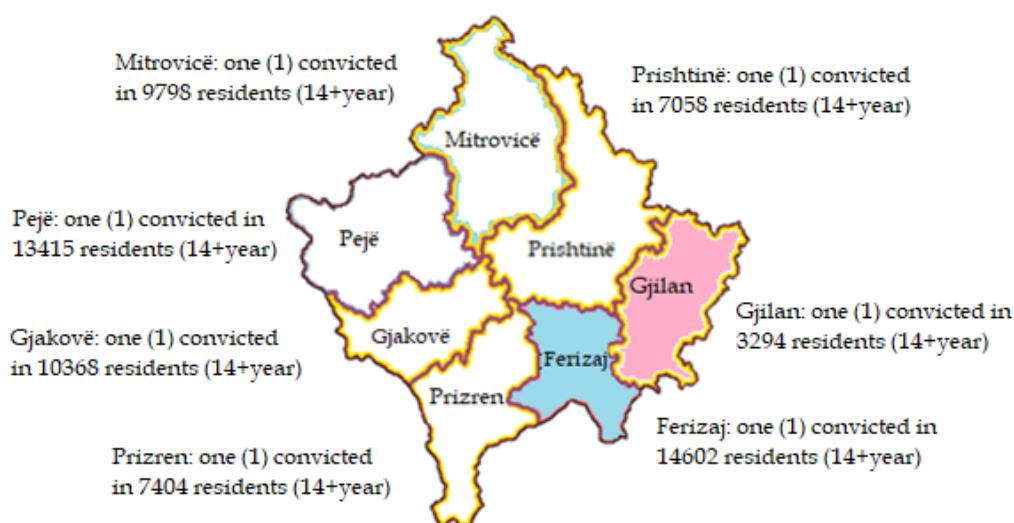


Figure 119

#### 4.7.4 ORGANIZED CRIME

During the years 2013-2019, the courts with a guilty verdict have convicted 21 persons for the criminal offense of Organized Crime, which constitutes 0.001% of the total number of 181204 criminally responsible inhabitants (see figure 120).

	Number of convicts with guilty verdict: 2013-2019	Number of criminally responsible residents (14 years + )	Percentage of convicts (in relation to the number of criminally responsible residents )
PRISHTINË	8	338804	0.002%
PRIZREN	3	199915	0.001%
MITROVICË	1	166577	0.00060%
GJILAN		138348	-
FERIZAJ	5	131418	0.003%
PEJË	1	160986	0.00062%
GJAKOVË	3	145156	0.002%
Total:	<b>21</b>	<b>1281204</b>	<b>0.001%</b>

Figure 120

Ferizaj region with one convict in every 26283 inhabitants (14+ years old), turns out to have the highest level of involvement, Gjilan has no convicts for this crime, while Mitrovica and Peja result with only one convict for the offense Smuggling of migrants (see figure 121).



Figure 121

#### 4.7.5 CORRUPTION

During the years 2013-2019, the courts with a guilty verdict have convicted 956 persons for the criminal offenses of Corruption, which constitutes 0.074% of the total number of 181204 residents criminally responsible (see figure 122).

	Number of convicts with guilty verdict: 2013-2019	Number of criminally responsible residents (14 years + )	Percentage of convicts (in relation to the number of criminally responsible residents )
PRISHTINË	330	338804	0.097%
PRIZREN	144	199915	0.072%
MITROVICË	55	166577	0.033%
GJILAN	107	138348	0.077%
FERIZAJ	118	131418	0.089%
PEJË	131	160986	0.081%
GJAKOVË	71	145156	0.048%
Total:	956	1281204	0.074%

Figure 122

Prishtina region with one convict in every 1026 inhabitants (14+ years old), turns out to have the highest level of involvement, while Mitrovica with one convict in every 3028 inhabitants results in the lowest level of involvement in the criminal offense of Corruption (see figure 123).

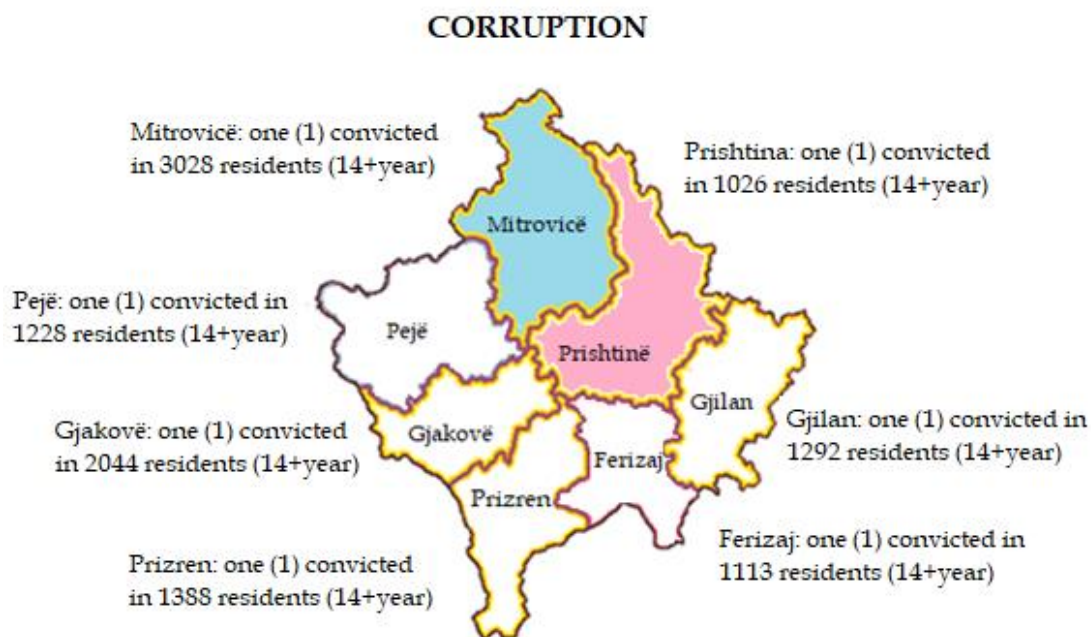


Figure 123



#### 4.7.6 MONEY LAUNDERING

During the years 2013-2019, the courts with a guilty verdict have convicted 4 persons for the criminal offenses of Money Laundering, which constitutes 0.0003% of the total number of 181204 criminally responsible inhabitants (see figure 124).

	Number of convicts with guilty verdict: 2013-2019	Number of criminally responsible residents (14 years +)	Percentage of convicts (in relation to the number of criminally responsible residents)
PRISHTINË	1	338804	0.0002%
PRIZREN		199915	
MITROVICË		166577	
GJILAN		138348	
FERIZAJ	2	131418	0.0015%
PEJË	1	160986	0.0006%
GJAKOVË		145156	
<b>Total:</b>	<b>4</b>	<b>1281204</b>	<b>0.0003%</b>

Figure 124

Ferizaj region with one convict per 65,709 inhabitants (14+ years old), turns out to have the highest level of involvement, Prishtina and Peja result with one convict, while other regions do not have convicts for the criminal offense of Money Laundering (see figure 125).

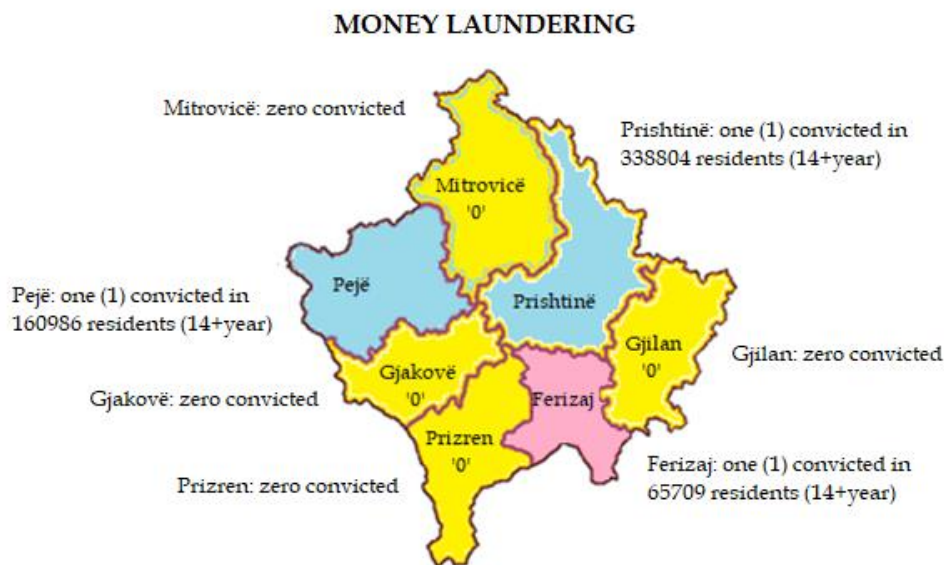


Figure 125

#### 4.7.7 HUMAN TRAFFICKING

During the years 2013-2019, the courts with a guilty verdict have convicted 199 persons for the criminal offenses of Human Trafficking which constitutes 0.015% of the total number of 181204 inhabitants criminally responsible (see figure 126).

	Number of convicts with guilty verdict: 2013-2019	Number of criminally responsible residents (14 years + )	Percentage of convicts (in relation to the number of criminally responsible residents )
PRISHTINË	13	338804	0.003%
PRIZREN	27	199915	0.013%
MITROVICË	13	166577	0.007%
GJILAN	64	138348	0.046%
FERIZAJ	44	131418	0.033%
PEJË	14	160986	0.008%
GJAKOVË	24	145156	0.016%
Total:	199	1281204	0.015%

Figure 126

Gjilan region with one convict in every 2161 inhabitants (14+ years old), turns out to have the highest level of involvement, while Prishtina with one convict in every 26061 inhabitants results in the lowest level of involvement of convicts for the offense of Human Trafficking (see figure 127).

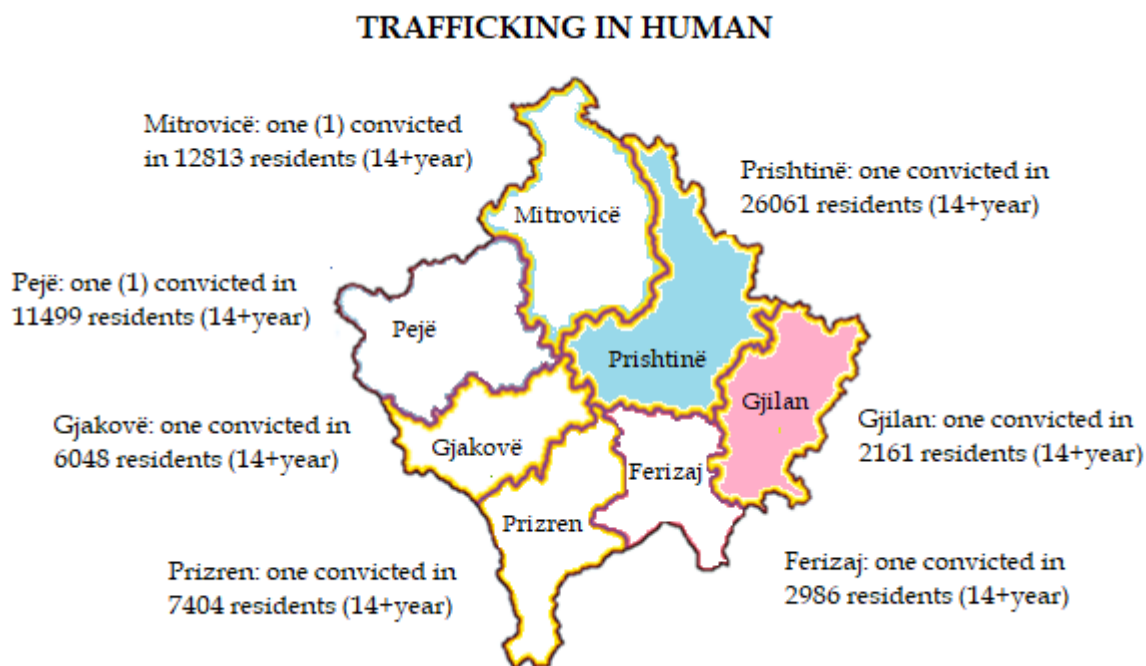


Figure 127

#### 4.7.8 ECONOMIC CRIMES

During the years 2013-2019, the courts with a guilty verdict have convicted 1070 persons for the criminal offenses of Economic Crimes, which constitutes 0.083% of the total number of 181204 residents criminally responsible (see figure 128).

	Number of convicts with guilty verdict: 2013-2019	Number of criminally responsible residents (14 years + )	Percentage of convicts (in relation to the number of criminally responsible residents )
PRISHTINË	217	338804	0.064%
PRIZREN	158	199915	0.079%
MITROVICË	69	166577	0.041%
GJILAN	244	138348	0.176%
FERIZAJ	167	131418	0.127%
PEJË	110	160986	0.068%
GJAKOVË	105	145156	0.072%
Total:	1070	1281204	0.083%

Figure 128

Gjilan region with one convict in every 567 inhabitants (14+ years old), turns out to have the highest level of involvement, while Mitrovica with one convict in every 2414 inhabitants results in the lowest level of involvement of convicts for offenses of Economic Crimes (see figure 129).

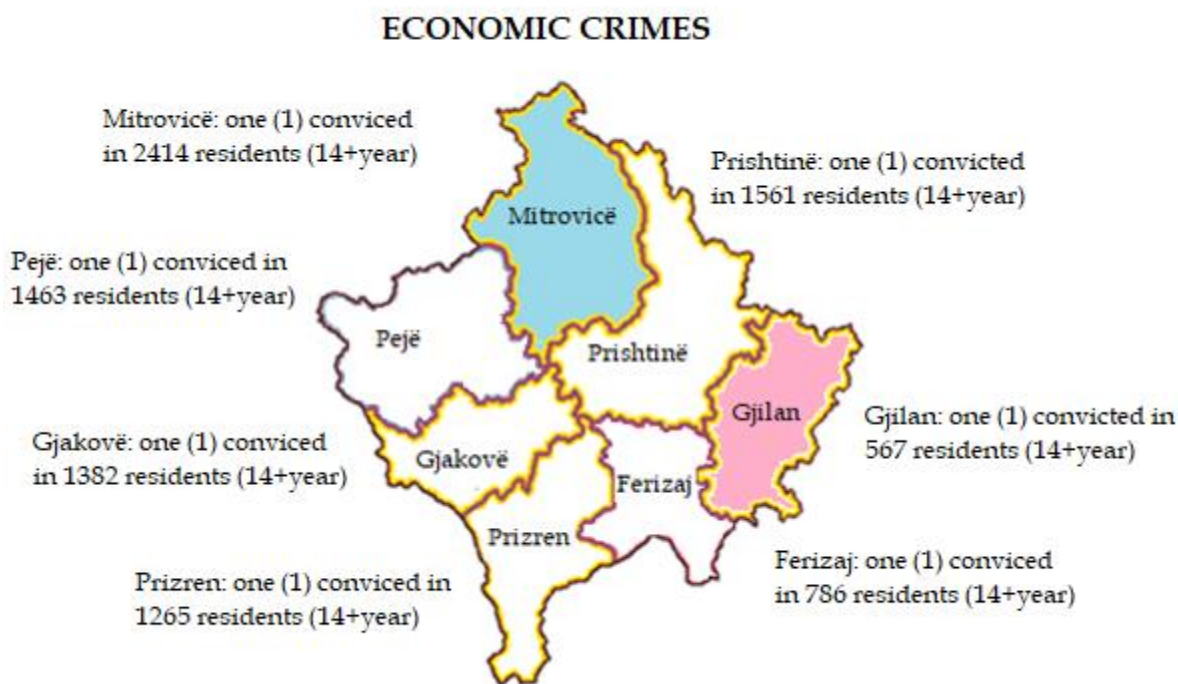


Figure 129

#### 4.7.9 INCITMENT TO HATRED

During the years 2013-2019, the courts with a guilty verdict have convicted 9 persons for the criminal offense of Incitement to Hatred, which constitutes 0.0007 %% of the total number of 181204 criminally responsible inhabitants (see figure 130).

	Number of convicts with guilty verdict: 2013-2019	Number of criminally responsible residents (14 years + )	Percentage of convicts (in relation to the number of criminally responsible residents )
PRISHTINË	1	338804	0.0002%
PRIZREN	2	199915	0.001%
MITROVICË		166577	
GJILAN	1	138348	0.0007%
FERIZAJ	3	131418	0.002%
PEJË		160986	
GJAKOVË	2	145156	0.001%
Total:	9	1281204	0.0007%

Figure 130

Ferizaj region with one convict in every 43806 inhabitants (14+ years old), turns out to have the highest level of involvement, while Prishtina with one convict in every 338804 inhabitants results in the lowest level of involvement of convicts for the offense incitement to hatred. Furthermore, the Mitrovica and Peja regions do not have persons convicted of this criminal offense (see figure 131).

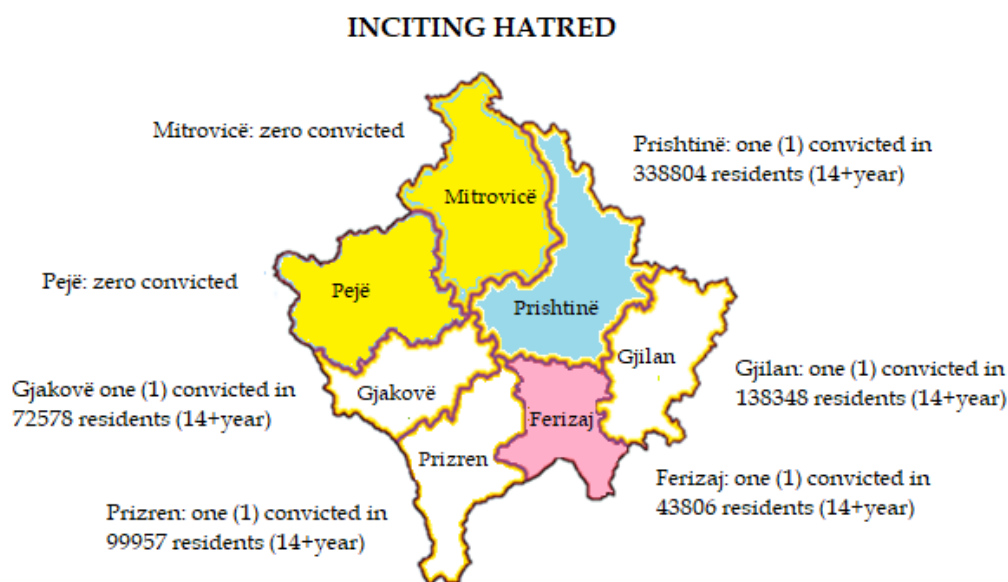


Figure 131

# PART FIVE

## CONCLUSION

- **FINDINGS**
- *GENERAL FINDINGS*
- *SPECIAL FINDINGS*
  
- **RECOMMENDATIONS**
- *GENERAL RECOMMENDATIONS*
- *SPECIAL RECOMMENDATIONS*

## 5. CONCLUSION

### 5.1 FINDINGS

#### 5.1.1 GENERAL FINDINGS

1. The number of criminally responsible inhabitants (14+ years old) in the Republic of Kosovo is 1281204, or 71.98% of the total of 1780021 inhabitants, while 498817 inhabitants or 28.02% are under 14 years old, who according to the law are criminally irresponsible.
2. Various subjects, during the years 2013-2019, against 20167 persons have filed criminal charges for involvement in characteristic criminal offenses, resulting in one (1) suspect in every 63 criminally responsible residents (14+ years old), at the national level.
  - Gjakova region, with one (1) suspect in every 137 inhabitants (14+ years old), turns out to have the lowest level of incrimination,
  - Prishtina region, with one (1) suspect in every 49 inhabitants (14+ years old), turns out to have the highest level of incrimination,
  - Incitement to hatred, with one (1) suspect per 16015 inhabitants (14+ years old), at the national level, turns out to have the lowest level of involvement of persons.
  - Drugs, with one (1) suspect in every 156 inhabitants (14+ years old), at the national level, turn out to have the highest level of involvement of persons;
3. Prosecutions, during the years 2013-2019, have filed indictments against 11,858 suspects for characteristic criminal offenses, resulting in one (1) accused in every 108 criminally responsible residents (14+ years old), nationally.
  - Gjakova region, with one (1) accused in every 215 inhabitants (14+ years old), turns out to have the lowest level of accused persons,
  - Ferizaj region, with one (1) accused in every 93 inhabitants (14+ years old), turns out to have the highest level of accused persons,
  - Incitement to hatred, with one (1) accused in every 27259 inhabitants (14+ years old), at the national level, turns out to have the lowest level of accused persons,
  - Drugs, with one (1) accused in every 207 inhabitants (14+ years old), at the national level, turn out to have the highest level of accused persons,
4. The courts, during the years 2013-2019, have found guilty 6335 defendants for characteristic criminal offenses, resulting in one (1) convicted for every 202 criminally responsible residents (14+ years old).
  - Gjakova region, with one (1) convicted for every 306 inhabitants (14+ years old), turns out to have the lowest level of convicts;

- Gjilan region, with one (1) convicted per 130 inhabitants (14+ years old), turns out to have the highest level of convicts;
  - Money laundering, with one (1) convicted in every 320301 inhabitants (14+ years old), at the national level, turns out to have the lowest level of convicts,
  - Drugs, with one (1) convicted for every 339 inhabitants (14+ years old), at the national level, turn out to have the highest level of convicts,
5. During the period 2013-2019, various entities have filed criminal charges against 20167 persons for characteristic criminal offenses. During the same period of time, the prosecutions have filed indictments against 11,858 persons or in a quantitative ratio 58.80% of the number of persons incriminated in criminal reports. During the same period, the courts found 6335 persons guilty, or in a quantitative ratio 53.42% of the number of persons charged by the prosecution. Furthermore, the courts in the quantitative ratio have convicted 31.41% of the number of persons suspected in criminal reports of various entities during the years 2013-2019:
- ➡ The Prosecution of Ferizaj, with 71.56%, turns out to have the highest level of indictments for persons, in relation to the number of persons incriminated in criminal reports during the years 2013-2019,
  - ➡ The Prosecution of Prishtina, with 50.35%, turns out to have the lowest level of filing indictments per person, in relation to the number of persons incriminated in criminal reports during the years 2013-2019,
  - ➡ Drugs, with 75.33% turn out to have the highest level of indictments filed against persons in relation to the number of persons incriminated in criminal reports during the years 2013-2019;
  - ➡ Money laundering, with 27.96% turns out to have the lowest level of indictments filed against persons in relation to the number of persons incriminated in criminal reports during the years 2013-2019;
  - ➡ The courts of the Gjilan region, with 85.17%, turn out to have the highest level of convictions for persons, in relation to the number of indictments filed against persons during the same period of time.;
  - ➡ The courts of the Prishtina region, with 42.85%, turn out to have the lowest level of convictions for persons, in relation to the number of indictments filed for persons during the same period of time.;
  - ➡ Weapons, with 85.06%, result in the highest level of persons found guilty, in relation to the number of indictments filed against persons;
  - ➡ Organized crime, with 5.15%, results in the lowest level of persons found guilty, in relation to the number of indictments filed against persons;
  - ➡ Gjilan courts, with 56.22% of convicted persons in relation to the number of persons suspected in criminal reports, turn out to have the highest level of performance in the criminal process: investigation vs conviction.

- ➔ Pristina courts, with 21.58% of convicted persons in relation to the number of persons suspected in criminal reports, turn out to have the lowest level of performance in the criminal process: investigation vs conviction.
- ➔ Weapons, with 60.37% of convicts in relation to the number of persons suspected in criminal reports, turn out to have the highest level of efficiency in the criminal process: investigation vs conviction;
- ➔ Money laundering, with 2.15%, of convicts in relation to the number of persons suspected in criminal reports, turn out to have the lowest level of efficiency in the criminal process: investigation vs conviction;

## 5.1.2 SPECIAL FINDINGS

### *INCRIMINATION*

- ➔ Gjakova region, with 5.23% of suspects, turns out to have the lowest level of suspects incriminated in characteristic criminal offenses during 2013-2019;
- ➔ Prishtina region, with 33.69% of suspects, turns out to have the highest level of suspects incriminated in characteristic criminal offenses during the years 2013-2019;
- ➔ Incitement to hatred, with 0.40% of persons, turns out to have the lowest level of incriminated persons during the years 2013-2019,
- ➔ Drugs, with 40.65% of persons, turns out to have the highest level of incriminated persons during the years 2013-2019,
- ❖ While in 2013, Corruption constituted the highest level of involvement of persons in all regions, in 2019 it turns out that Drugs constitute the highest level of persons involved in characteristic criminal offenses in all regions;
- ❖ The total of 20167 incriminated for characteristic criminal offenses during the years 2013-2019, constitutes 1.57% of criminally responsible residents at the national level;
- ➔ Gjakova region, with one (1) incriminated in every 137 inhabitants (14+ years old), turns out to have the lowest level of persons incriminated in characteristic criminal offenses during the seven years (2013-2019), in relation to the number of inhabitants criminally liable. The total of 1054 incriminated constitutes 0.73% of the inhabitants (14+ years old) of the region;
- ➔ The region of Prishtina, with one (1) incriminated in every 50 inhabitants (14+ years old), turns out to have the highest level of persons incriminated in characteristic criminal offenses during the seven years (2013-2019), in relation to the number of criminally



responsible residents. The total of 6794 incriminated constitutes 2.01% of the inhabitants (14+ years old) of the region;

- ❖ Based on the high level of involvement of suspects in characteristic criminal offenses during the years 2013-2019, the profile of suspects by region results as follows:

Region	Highest level	Second level	Third level
PRISHTINA	Drugs 41.48%	Corruption 35.49%	Economic crimes 16.65%
PRIZRENI	Drugs 45.32%	Corruption 27.45%	Economic crimes 21.50%
MITROVICA	Drugs 48.55%	Economic crimes 24.89%	Corruption 21.00%
PEJA	Drugs 49.43%	Corruption 30.54%	Economic crimes 15.15%
GJAKOVA	Drugs 44.69%	Corruption 1.21%	Economic crimes 16.22%
GJILAN	Drugs 37.13%	Corruption 34.89%	Economic crimes 19.73%
FERIZAJ	Drugs 43.94%	Economic crimes 27.06%	Corruption 19.59%
SPRK	Organized crime 42.52%	Corruption 29.35%	Money laundering 11.24%

- ❖ According to the level of incrimination of suspects in characteristic criminal offenses during the years 2013-2019, the highest and lowest level of incrimination by regions is:

Criminal Offense	The region with the highest level of incriminated	The region with the lowest level of incriminated
WEAPONS	Ferizaj: 1 suspect in every 2434 inhabitants	Peja has no incriminated
DRUGS	Prishtina: 1 suspect in every 120 inhabitants	Gjakova: 1 suspect in every 308 inhabitants
SMUGGLING WITH MIGRANTS	Gjilan: 1 suspect in every 1687 inhabitants	Peja: 1 suspect in every 13416 inhabitants
ORGANIZED CRIME	At the country level the ratio is one (1) incriminated in every 1924 inhabitants	
CORRUPTION	Prishtina: 1 suspect in every 141 inhabitants	Gjakova: 1 suspect in every 441 inhabitants
MONEY LAUNDERING	At the country level the ratio is one (1) incriminated per 6888 inhabitants	
HUMAN TRAFFICKING	Ferizaj: 1 suspect in every 1493 inhabitants	Prizren: 1 suspect in every 4443 inhabitants
ECONOMIC CRIME	Ferizaj: 1 suspect in every 248 inhabitants	Gjakova: 1 suspect in every 849 inhabitants
INCITMENT TO HATRED	Ferizaj: 1 suspect in every 11947 inhabitants	Prishtina: 1 suspect in every 112935 inhabitants

## CRIMINAL PROSECUTION:

- ❖ The total of 11,858 of those accused of characteristic criminal offenses during the years 2013-2019, constitutes 0.93% of criminally responsible residents at the national level;
- ❖ Out of the total of 11858 indictments filed against persons during the years 2013-2019, the highest level results to have Indictments after the investigation with 58.77%, followed by direct Indictments with 33.18%, while the lowest level results to have indictments for awarding of the punitive order with 8.05%.
- ➡ Gjakova region, with 5.68% of the accused or one (1) accused in every 125 inhabitants (14+ years old) of the region turns out to have the lowest level of prosecution for characteristic criminal offenses, during the years 2013-2019.
- ➡ Prishtina region, with 28.85% of the accused or one (1) accused in every 93 inhabitants (14+ years old) of the region turns out to have the highest level of criminal prosecution for characteristic criminal offenses during the years 2013-2019.
- ➡ Incitement to hatred, with 0.40% charged at the national level, turns out to have the lowest level of accusation during the period 2013-2019,
- ➡ Drugs, with 52.07% charged at the national level turns out to have the highest level of charges during the period 2013-2019,
  - ❖ While during 2013, 2014 and 2015, the geographical map reflected Drugs and Corruption with the highest level of accused in all regions, from 2017 to 2019 Drugs alone constitute the highest level of accused in relation to characteristic criminal offenses in all regions;
- ❖ Based on the high level of defendants for characteristic criminal offenses during the years 2013-2019, the profile of defendants by regions is as follows:

Region	Highest level	Second level	Third level
PRISHTINA	Drugs 52.21%	Corruption 23.15%	Economic crimes 16.28%
PRIZRENI	Drugs 60.48%	Corruption 18.20%	Economic crimes 14.70%
MITROVICA	Drugs 51.00%	Corruption 18.92%	Economic crimes 13.59%
PEJA	Drugs 67.23%	Corruption 17.65%	Economic crimes 11.87%
GJAKOVA	Drugs 53.71%	Corruption 24.78%	Economic crimes 14.69%
GJILAN	Drugs 50.36%	Corruption 21.60%	Economic crimes 19.34%
FERIZAJ	Drugs 54.54%	Economic crimes 20.51%	Corruption 15.51%
SPRK	Organized crime 39.77%	Corruption 30.06%	Smuggling with migrants 10.23%

- ❖ According to the level of accused in characteristic criminal offenses during the years 2013-2019, the highest and lowest level of criminal prosecution by regions is:

Criminal Offense	The region with the highest level of defendants	The region with the lowest level of defendants
WEAPONS	Prizren: 1 accused in every 3919 inhabitants	Peja: 1 accused in every 160986 inhabitants
DRUGS	Ferizaj & Prizren: 1 in every 172 inhabitants	Gjakova: 1 accused in every 400 inhabitants
SMUGGLING WITH MIGRANTS	Peja: 1 accused in every 22998 inhabitants	Gjilan: 1 accused in every 2344 inhabitants
ORGANIZED CRIME	At the country level the ratio is one (1) accused per 3235 inhabitants	
CORRUPTION	Prishtina: 1 accused in every 427 inhabitants Peja: 1 accused in every 958 inhabitants	Prishtina: 1 accused in every 427 inhabitants Peja: 1 accused in every 958 inhabitants
MONEY LAUNDERING	At the country level the ratio is one (1) accused per 24,638 inhabitants	
HUMAN TRAFFICKING	Ferizaj: 1 accused in every 1775 inhabitants	Peja: 1 accused in every 8049 inhabitants
ECONOMIC CRIME	Ferizaj: 1 accused in every 457 inhabitants	Gjakova: 1 accused in every 1466 inhabitants
INCITEMENT TO HATRED	Ferizaj: 1 accused in every 18774 inhabitants	Ferizaj & Prizren have no defendants

## GJYKIMI

- ❖ The total of 6335 convicts with guilty verdicts during the years 2013-2019 for characteristic criminal offenses, constitutes 0.49% of criminally responsible residents at the national level;
- ➡ Gjakova region, with 7.47% of convicts, turns out to have the lowest share of sanctions for characteristic criminal offenses, during the years 2013-2019 at the national level. Also, Gjakova turns out to have the lowest level of sanctions in the ratio between convicts and residents (14+ years old), in the region.
- ➡ The region of Prishtina, with 23.14% of convicts, turns out to have the highest share of sanctions for characteristic criminal offenses during the years 2013-2019 at the national level. Also, Prishtina turns out to have the highest level of sanctions in the ratio between convicts and residents (14+ years old), in the region.
- ➡ Incitement to hatred, with 0.14% of convicts, turns out to have the lowest level of sanctions during 2013-2019 at the national level,
- ➡ Drugs, with 59.61% of convicts, turns out to have the highest level of sanctions during 2013-2019 at the national level,
- ❖ While during 2013, 2014 and 2015, the geographical map reflected Drugs and Corruption with the highest level of convicts in all regions, on the other hand from 2017 to 2019 Drugs alone constitute the highest level of convicts, in report on characteristic criminal offenses in all regions;
- ❖ Based on the high level of convicts for characteristic criminal offenses during the years 2013-2019, the profile of sanctions by regions results as follows:



Region	Highest level	Second level	Third level
PRISHTINA	Drugs 54.91%	Corruption 22.51%	Economic crimes 14.80%
PRIZRENI	Drugs 64.86%	Economic crimes 14.27%	Corruption 13.01%
MITROVICA	Drugs 73.45%	Economic crimes 11.60%	Corruption 9.24%
PEJA	Drugs 61.54%	Corruption 17.68%	Economic crimes 14.84%
GJAKOVA	Drugs 52.22%	Economic crimes 22.20%	Corruption 15.01%
GJILAN	Drugs 59.97%	Economic crimes 23.08%	Corruption 10.12%
FERIZAJ	Drugs 59.38%	Economic crimes 18.64%	Corruption 13.17%

- ❖ According to the level of convicts in characteristic criminal offenses during the years 2013-2019, the highest and lowest level of sanction by criminal offenses / regions is:

Criminal Offense	The region with the highest level of convicted	The region with the lowest level of convicted
WEAPONS	Prizren: 1 convicted for every 7139 inhabitants	Mitrovica: 1 convicted in every 55525 inhabitants
DRUGS	Gjilan / Gnjilane: 1 convicted for every 238 inhabitants	Gjakova: 1 convicted for every 587 inhabitants
SMUGGLING WITH MIGRANTS	Gjilan / Gnjilane: 1 convicted in every 3294 inhabitants	Ferizaj: 1 convicted in every 14602 inhabitants
ORGANIZED CRIME	At the country level the ratio is one (1) accused per 61,009 inhabitants	
CORRUPTION	Prishtina: 1 convict for every 1026 inhabitants	Mitrovica: 1 convict for every 3028 inhabitants
MONEY LAUNDERING	At the country level the ratio is one (1) accused per 320301 inhabitants	
HUMN TRAFFICKING	Gjilan: 1 convicted for every 2161 inhabitants	Prishtina: 1 convict for every 26061 inhabitants
ECONOMIC CRIME	Gjilan: 1 convicted for every 567 inhabitants	Mitrovica: 1 convict for every 2414 inhabitants
INCITMENT TO HATRED	Ferizaj: 1 convicted in every 43806 inhabitants	Mitrovica & Peja have no convicts

## 5.2 RECOMMENDATIONS

### 5.2.1 GENERAL RECOMMENDATIONS

1. I recommend to the council to review the composition of the group of Drugs, respectively to determine the criminal offenses which will be in the group of Drugs to use the principle of the group of Weapons, which includes only the criminal offense addressed to trafficking. *(Note: The National Coordinator, in an official letter dated 19 June 2020, has recommended to the Chairman of the Council that the members of the Council reconsider the categorization of the Drugs group, as a reflection of the very high number of cases of this nature);*
2. I recommend to the council to review the profiling of prosecutors on the basis of regional profiles of characteristic criminal offenses, based on the three-level profiling system in reflection of the fulfillment of the work norm.

*Example: one (1) prosecutor would have as primary profiling the handling of Corruption cases, secondary profiling the handling of Economic Crimes cases and tertiary profiling the aspect of sequestration and confiscation of illegally acquired property, in which case dealing the cases of these criminal offenses would meet the orienting norm of the prosecutor's work.*

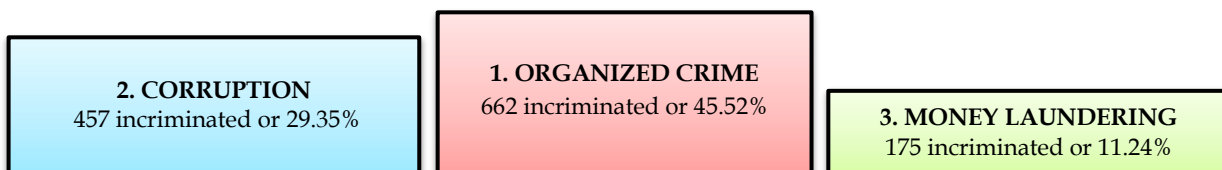
*(Note: If the Council approves this recommendation then it authorizes the coordinator to make recommendations on the number of prosecutors who would be profiled in the three-tier system).*

**Note:** If the recommendation from point 1 of this report is approved by the Kosovo Prosecutorial Council, in the future the profile of persons incriminated in criminal offenses in the prosecution will change, shifting both the primary profile Corruption and the secondary profile Economic Crimes.

### 5.2.2 SPECIAL RECOMMENDATIONS

#### RECOMMENDATIONS FOR THE SPECIAL PROSECUTION OFFICE

1. Profiling of SPRK prosecutors, to be based on the number of persons incriminated in criminal reports for criminal offenses during the years 2013-2019, which according to the data shows that the highest level of incriminated persons is addressed to Organized Crime, Corruption and Economic Crimes.



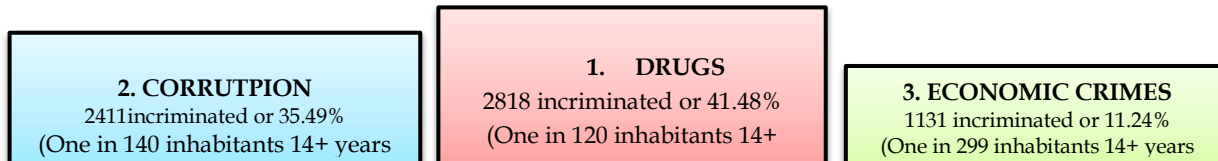
- Increasing the efficiency in filing indictments for criminal offenses, which in relation to the number of persons involved in criminal reports, result in a low quota in filing indictments, as follows: 1) Money laundering by 29.71% and 2) Economic crimes by 26.83%.

## RECOMMENDATIONS FOR THE BASIC PROSECUTION OFFICE IN PRISTINA

- Profiling of prosecutors in the Basic Prosecution in Prishtina, to be based on the number of persons incriminated in criminal reports for criminal offenses during the years 2013-

SPRK	PERSONS IN CRIMINAL REPORTS : 2013-2019	INDICTMENTS FILED BY THE SPECIAL PROSECUTION OFFICE	
	Number of persons	Indictments filed 2013-2019	% of the accused in relation to the number of suspects
1 WEAPONS	18	27	150.00%
2 DRUGS	72	49	68.06%
3 SMUGGLING WITH MIGRANTS	87	98	112.64%
4 ORGANIZED CRIME	662	381	57.64%
5 CORRUPTION	457	288	63.02%
6 MONEY LAUNDERING	175	52	29.71%
7 HUMAN TRAFFICKING	15	28	186.67%
8 ECONOMIC CRIMES	41	11	26.83%
9 INCITMENT TO HATRED	30	24	80.00%
<b>Total:</b>	<b>1557</b>	<b>958</b>	<b>61.53%</b>

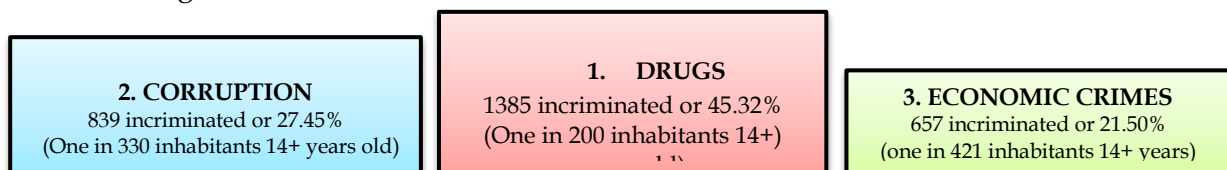
2019, in relation to the number of criminally responsible residents (14 + years), which, according to the graph in the following, they reflect the profile of the incriminated in the region of Prishtina.



- Increasing the efficiency in filing indictments for criminal offenses, which in relation to the number of persons involved in criminal reports, result in a low quota in filing indictments for criminal offenses of Corruption by 32.85% and Economic Crimes by 49.25% (see column 'C' of the figure below).
- Increasing the qualitative level of indictments for criminal offenses which result in a low level of guilty verdicts in the courts of Prishtina during the years 2013-2019, for criminal offenses of Drugs by 45.07%; Corruption by 41.67%; Human trafficking by 7.65%; Economic Crimes with 38.96% and Incitement to Hate with 20% (see column 'E' of the figure below).

### RECOMMENDATIONS FOR THE BASIC PROSECUTION OFFICE IN PRIZREN

- Profiling of prosecutors in the Basic Prosecution in Prizren, to be based on the number of persons incriminated in criminal reports for criminal offenses during the years 2013-2019, in relation to the number of criminally responsible residents (14 + years), which, according to the graph in the following, they reflect the profile of the incriminated in the Prizren region.



- Increasing the efficiency in filing indictments for criminal offenses, which in relation to the number of persons involved in criminal reports, result in a low quota in filing

	PRISHTINA	SUBJECTS	PROSECUTION OFFICE		COURTS		
		Incriminated persons 2013-2019	Indictment filed per person:2013-2019		Guilty verdicts for persons (including SPRK cases)		
		Number of persons suspected in reports	Indictments filed	% of the accused vs. the suspects	Convicted by judgment	% convicted vs. accused	% convicted vs investigated
		A	B	C (B%A)	D	E (D%B)	F (D%A)
1	W	42	24	57.14%	43	179.17%	102.38%
2	DR	2818	1786	63.38%	805	45.07%	28.57%
3	SM	165	87	52.73%	48	55.17%	29.09%
4	OC	4	-	-	8	-	200%
5	CORR	2411	792	32.85%	330	41.67%	13.69%
6	ML	-	-	-	1	-	-
7	HT	220	170	77.27%	13	7.65%	5.91%
8	E	1131	557	49.25%	217	38.96%	1919%
9	IH	3	5	166.67%	1	20%	33.33%
<b>Total:</b>		<b>6794</b>	<b>3421</b>	<b>50.35%</b>	<b>1466</b>	<b>42.85%</b>	<b>21.58%</b>

indictments for criminal offenses of Corruption by 41.60% and Economic Crimes by 42.92% (see column 'C' of the figure below).

- Increasing the qualitative level of indictments for criminal offenses for which there is a low level of guilty verdicts in the courts of Prizren during the years 2013-2019, for criminal offenses of Corruption with 41.67% and Economic Crimes with 40% (see column 'E' of the figure below).

## RECOMMENDATIONS FOR THE BASIC PROSECUTION OFFICE IN MITROVICA

- Profiling of prosecutors in the Basic Prosecution in Mitrovica, to be based on the number of persons incriminated in criminal reports for criminal offenses during the years 2013-2019, in relation to the number of resident residents criminally responsible (14 + years), which, according to The following graph reflects the profile of the incriminated in the Mitrovica region.

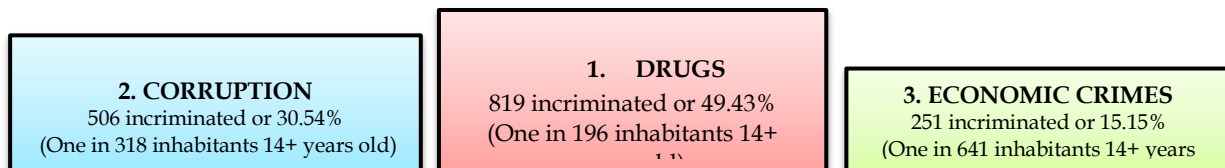
PRIZREN		2. ECONOMIC CRIMES 551 incriminated or 24.89% (One in 302 inhabitants 14+ years old)		1. DRUGS 1075 incriminated or 48.55% (One in 154 inhabitants 14+)		3. CORRUPTION 465 incriminated or 21% (One in 358 inhabitants 14+ years)		
		Incriminated persons 2013-2019		Indictment filed per person:2013- 2019		Guilty verdicts for persons (including SPRK cases)		
		Number of persons suspected in reports		Indictments filed	% of the accused vs. the suspects	Number of persons suspected in reports	Indictments filed	% of the accused vs. the suspects
		A	B	C (B%A)	D	E (D%B)	F (D%A)	
1	W	61	51	83.61%	28	54.90%	45.90%	
2	DR	1385	1160	83.75%	718	61.90%	51.84%	
3	SM	48	32	66.67%	27	84.38%	56.25%	
4	OC	-	13	-	3			
5	CORR	839	349	41.60%	144	41.26%	17.16%	
6	ML	11		-				
7	HT	45	26	57.78%	27	103.85%	60%	
8	E	657	282	42.92%	158	56.03%	24.05%	
9	IH	10	5	50%	2	40%	20%	
<b>Total:</b>		<b>Total:</b>	<b>1918</b>	<b>62.76%</b>	<b>1107</b>	<b>57.72%</b>	<b>36.22%</b>	



- Increasing the efficiency in filing indictments for criminal offenses which in relation to the number of persons involved in criminal reports result in a low quota of indictments filed for the criminal offenses of Smuggling of Migrants by 38.46% and Economic Crimes by 31.94% (see column 'C' of the figure below).
- Increasing the qualitative level of indictments for criminal offenses for which there is a low level of guilty verdicts in the courts of Mitrovica during the years 2013-2019, for criminal offenses of Corruption with 22.45%, Trafficking in human beings with 19.12% and Economic Crimes with 39.20 % (see column 'E' of the figure below).

## RECOMMENDATIONS FOR THE BASIC PROSECUTION OFFICE IN PEJA

- Profiling of prosecutors in the Basic Prosecution in Peja, to be based on the number of persons incriminated in criminal reports for criminal offenses during the years 2013-2019, in relation to the number of criminally responsible residents (14 + years old), which, according to the following graph reflects the profile of the incriminated in the Peja region.



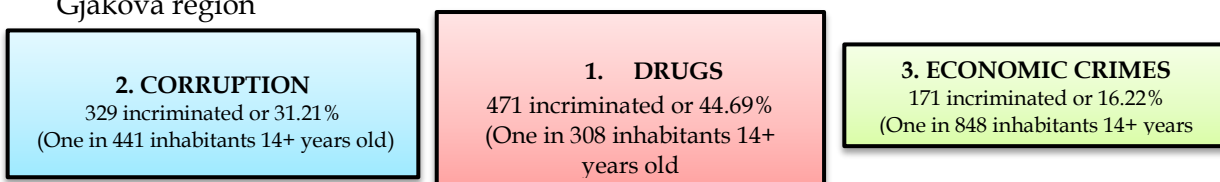
- Increasing the efficiency in filing indictments for criminal offenses which in relation to the number of persons involved in criminal reports result in a low quota of indictments filed for criminal offenses of Corruption by 33.20%, Trafficking in human beings by 34.48%, Economic Crimes with 45.02% and Hate incitement with 27.17% (see column 'C' of the figure below).

MITROVICË		SUBJECTS	PROSECUTION OFFICE		COURTS		
		Incriminated persons 2013-2019	Indictment filed per person:2013-2019		Guilty verdicts for persons (including SPRK cases)		
		Number of persons suspected in reports	Indictments filed	% of the accused vs. the suspects	Number of persons suspected in reports	Indictments filed	% of the accused vs. the suspects
		A	B	C (B%A)	D	E (D%B)	F (D%A)
1	W	9	6	66.67%	3	50%	33.33%
2	DR	1075	790	73.49%	437	55.32%	40.65%
3	SM	26	10	38.46%	17	170%	65.38%
4	OC				1	-	
5	CORR	465	245	52.69%	55	22.45%	11.83%
6	ML						
7	HT	78	68	87.18%	13	19.12%	16.67%
8	E	551	176	31.94%	69	39.20%	12.52%
9	IH	10		-		-	-
<b>Total:</b>		<b>2214</b>	<b>1295</b>	<b>58.49%</b>	<b>595</b>	<b>45.95%</b>	<b>26.87%</b>

- Increasing the efficiency in filing indictments for criminal offenses which in relation to the number of persons involved in criminal reports result in a low quota of indictments filed for criminal offenses of Corruption by 33.20%, Trafficking in human beings by 34.48%, Economic Crimes with 45.02% and Hate incitement with 27.17% (see column 'C' of the figure below).

## RECOMMENDATIONS FOR THE BASIC PROSECUTION OFFICE IN GJAKOVA

- Profiling of prosecutors in the Basic Prosecution in Gjakova, to be based on the number of persons incriminated in criminal reports for criminal offenses during the years 2013-2019, in relation to the number of resident residents criminally responsible (14 + years), which, according to The following graph reflects the profile of the incriminated in the Gjakova region

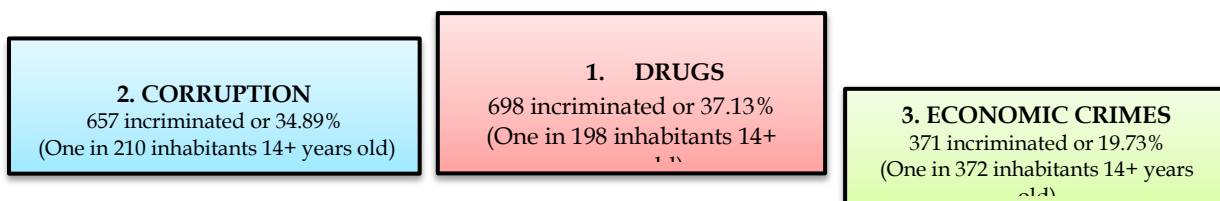


- Increased efficiency in filing indictments for criminal offenses which in relation to the number of persons involved in criminal reports result in a lower quota of indictments filed for criminal offenses of Weapons by 50%, and Trafficking in human beings by 52.38% (see column 'C' of the figure below).
- Increasing the qualitative level of indictments for criminal offenses resulting in a low level of guilty verdicts in the courts of Gjakova during the years 2013-2019, for criminal offenses of Corruption with 26.59 (see column 'E' of the figure below).

PEJË	SUBJECTS	PROSECUTION OFFICE		COURTS				
		Incriminated persons 2013-2019	Indictment filed per person:2013-2019		Guilty verdicts for persons (including SPRK cases )			
			Indictments filed	% of the accused vs. the suspects	Number of persons suspected in reports	Indictments filed	% of the accused vs. the suspects	
							D	E (D%B)
A	B	C (B%A)	D	E (D%B)	F (D%A)			
1	W		1	-	16	1600%	-	
2	DR	819	640	78.14%	433	67.66%	52.87%	
3	SM	12	7	58.33%	12	171.43%	100%	
4	OC				1	-	-	
5	CORR	506	168	33.20%	130	77.38%	25.69%	
6	ML							
7	HT	58	20	34.48%	10	50%	17.24%	
8	E	251	113	45.02%	105	92.92%	41.83%	
9	IH	11	3	27.17%		-	-	
<b>Total:</b>		<b>1657</b>	<b>952</b>	<b>57.45%</b>	<b>708</b>	<b>74.37%</b>	<b>42.73%</b>	

## RECOMMENDATIONS FOR THE BASIC PROSECUTION OFFICE IN GJILAN

- Profiling of prosecutors in the Basic Prosecution in Gjilan, to be based on the number of persons incriminated in criminal reports for criminal offenses during the years 2013-2019, in relation to the number of criminally responsible resident residents (14 + years), which, according to The following graph reflects the profile of the incriminated in the Gjilan region.



GJAKOVË	SUBJECTS	PROSECUTION OFFICE		COURTS			
	Incriminated persons 2013-2019	Indictment filed per person:2013-2019		Guilty verdicts for persons (including SPRK cases)			
	Number of persons suspected in reports	Indictments	% of the accused vs. the	Number of persons suspected in	Indictments	% of the accused vs.	
GJILAN	SUBJECTS	PROSECUTION OFFICE		COURTS			
	Incriminated persons 2013-2019	Indictment filed per person:2013-2019		Guilty verdicts for persons (including SPRK cases)			
2	DR	471	362	76.86%	247	68.23%	52.44%
3	SM	29	16	55.17%	14	87.50%	48.28%
4	OC				3		-
5	CORR	329	267	81.16%	71	26.59%	21.58%
6	ML						
7	HT	42	22	52.38%	24	109.09%	57.14%
8	E	171	99	57.89%	105	106.06%	61.40%
9	IH	2	3	150%		-	
<b>Total:</b>		<b>1054</b>	<b>674</b>	<b>63.95%</b>	<b>473</b>	<b>70.28%</b>	<b>44.88%</b>

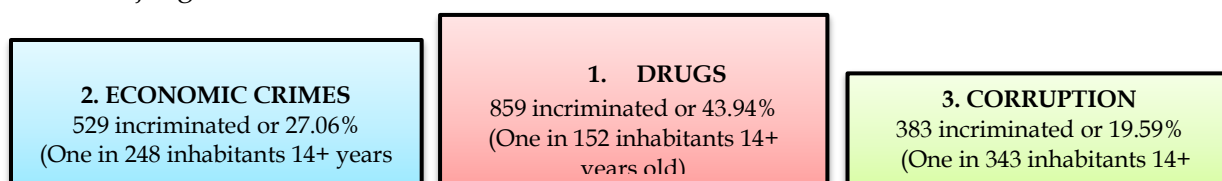
- Increased efficiency in filing indictments for criminal offenses which in relation to the number of persons involved in criminal reports result in a low quota of indictments filed for criminal offenses of Corruption by 40.85%, (see column 'C' of the figure as lower).

		Number of persons suspected in reports	Indictments filed	% of the accused vs. the suspects	Number of persons suspected in reports	Indictments filed	% of the accused vs. the suspects
		A	B	C (B%A)	D	E (D%B)	F (D%A)
1	W	23	16	69.57%	18	112.50%	78.26%
2	DR	698	640	91.69%	581	90.78%	83.24%
3	SM	82	59	71.95%	42	71.19%	51.22%
4	OC						
5	CORR	656	268	40.85%	107	39.93%	16.31%
6	ML						
7	HT	47	33	70.21%	64	193.94%	136.17%
8	E	371	240	64.69%	244	101.67%	65.77%
9	IH	3		-			
<b>Total:</b>		<b>1880</b>	<b>1241</b>	<b>66.01%</b>	<b>1057</b>	<b>85.17%</b>	<b>56.22%</b>

- Increasing the qualitative level of indictments for criminal offenses which result in a low level of guilty verdicts in the courts of Gjilan during 2013-2019, for criminal offenses of Corruption by 39.93% (see column 'E' of the figure below).

#### RECOMMENDATIONS FOR THE BASIC PROSECUTION OFFICE IN FERIZAJ

- Profiling of prosecutors in the Basic Prosecution in Ferizaj, to be based on the number of persons incriminated in criminal reports for criminal offenses during the years 2013-2019, in relation to the number of resident residents criminally responsible (14 + years), which, according to The following graph reflects the profile of the incriminated in the Ferizaj region.



- Increased efficiency in filing indictments for criminal offenses which in relation to the number of persons involved in criminal reports result in a lower quota of indictments filed for criminal offenses of Weapons by 44.44% (see column 'C' of the figure below).
- Increasing the qualitative level of indictments for criminal offenses which result in a low level of guilty verdicts in the courts of Ferizaj during the years 2013-2019, for criminal offenses of Smuggling of migrants by 36%, and Incitement to hatred by 27.27%, ( see column 'E' of the figure as follows).

FERIZAJ		SUBJECTS	PROSECUTION OFFICE		COURTS		
		Incriminated persons 2013-2019	Indictment filed per person:2013- 2019		Guilty verdicts for persons (including SPRK cases)		
		Number of persons suspected in reports	Indictments filed	% of the accused vs. the suspects	Number of persons suspected in reports	Indictments filed	% of the accused vs. the suspects
		A	B	C (B%A)	D	E (D%B)	F (D%A)
1	W	54	24	44.44%	16	66.67%	29.63%
2	DR	859	763	88.82%	532	69.72%	61.93%
3	SM	31	25	80.65%	9	36.00%	29.03%
4	OC		2	-	5	-	-
5	CORR	383	217	56.66%	118	54.38%	30.81%
6	ML				2	-	-
7	HT	88	74	84.09%	44	59.46%	50%
8	E	529	287	54.25%	167	58.19%	31.57%
9	IH	11	7	63.64%	3	42.86%	27.27%
<b>Total:</b>		<b>1955</b>	<b>1399</b>	<b>71.56%</b>	<b>896</b>	<b>64.05%</b>	<b>45.83%</b>

## 5. SOURCES OF INFORMATION

1. ASK & EUCEP, (2011), "Census of Population, Households and Housing in Kosovo", final results: main data, Prishtina.
2. ASK, (2019), "Statistical Yearbook of the Republic of Kosovo 2019", Prishtinë.
3. KPC, (2013), "Annual Report of the Inter-Institutional Tracking Mechanism", Prishtinë.
4. KPC, (2014), "Annual Report of the Inter-Institutional Tracking Mechanism", Prishtinë.
5. KPC, (2015), "Annual Report of the Inter-Institutional Tracking Mechanism", Prishtinë.
6. KPC, (2016), "Annual Report of the Inter-Institutional Tracking Mechanism", Prishtinë.
7. KPC, (2017), "Annual Report of the Inter-Institutional Tracking Mechanism", Prishtinë.
8. KPC, (2018), "Annual Report of the Inter-Institutional Tracking Mechanism", Prishtinë.
9. KPC, (2019), "Annual Report of the Inter-Institutional Tracking Mechanism", Prishtinë.
10. KPC, (2020), "Analytical report 2013-2019, on characteristic criminal offenses of the Inter-Institutional Tracking Mechanism, Prishtinë.
11. KJC, (2020), "Statistical reports of court decisions: 2013-2019, Prishtinë.